










EMBRASS
PEERLESS



PRODUCT GUIDE
SEPTEMBER 2024

CONTENTS

| | | |
|---|---|------------|
| PEGASUS PRESSFIT FITTINGS PRESSFIT FITTINGS FOR WATER AND GAS (NEW), PRESSFIT VALVES (NEW) |  | 5 |
| PEERLESS BASIN WASTES, BATH WASTES, SINK WASTES, BOTTLE TRAPS, FLUSH GRATED WASTES, COMBINED SHOWER WASTES, URINAL WASTES, CARAVAN WASTES, BATH FILLERS, CHAINS, PLUGS AND STOPPERS & SPARES |  | 13 |
| GENERAL VALVES HOSE UNION BIBTAPS, STOPCOCKS, GATE VALVES, DRAW OFF COCKS, PUMP VALVES, ISOLATING VALVES, CHECK VALVES, WASHING MACHINE TAPS AND ACCESSORIES, LEVER BALL VALVES & FLOAT VALVES |  | 27 |
| FLEXIBLE TAP CONNECTORS BRAIDED TAP CONNECTORS |  | 35 |
| COMPRESSION FITTINGS COMPACT COMPRESSION, HEAVY PATTERN COMPRESSION, DZR, CHROME, MDPE ADAPTORS, COPPER TUBE |  | 37 |
| END FEED FITTINGS ATOMIC & FUSION FITTINGS |  | 45 |
| SOLDER RING FITTINGS SOLDER RING FITTINGS |  | 53 |
| BRASS AND BLACK IRON FITTINGS BRASS FITTINGS & BLACK IRON FITTINGS |  | 57 |
| HEATING PRODUCTS RADIATOR VALVES, TOWEL RAILS, TOWEL RAIL ELEMENTS & VALVES, RADIATOR ACCESSORIES, CIRCULATING PUMP, HEATING VALVES, EXPANSION VESSELS, CYLINDER FLANGES & FIRE VALVES |  | 61 |
| GAS FITTINGS GAS HOSES, GAS HOSE CONNECTORS, GAS COCKS, MINI LEVER BALL VALVES, TEST POINT FITTINGS, RESTRICTOR ELBOWS & TUBES, METER UNIONS & GAS MISCELLANEOUS PRODUCTS |  | 79 |
| FLEXIGAS INSTALLER KITS, CORRUGATED STAINLESS STEEL COILS, DS PIPE COILS, FITTINGS, FG BOND™, FG LINK™ & ACCESSORIES |  | 85 |
| TOOLS, PIPE CLIPS & VENTILATION REMS PRESS GUNS, MONUMENT TOOLS, TOOLS, COPPER AND BRASS PIPE CLIPS, RUBBER LINED CLIPS, HOSE CLIPS, PLASTIC PIPE CLIPS, TRUNKING AND PIPE COVERS & AIRFLOW VENTILATION |  | 91 |
| DRAINAGE PRODUCTS BAILEY PRODUCTS, DRAIN ROD SETS, DRAIN ROD FITTINGS & DRAIN TESTING |  | 105 |
| PLUMBING COMPOUNDS EMBRASS PEERLESS, CALMAG, SCALEMASTER, FERNOX, SOLDER WIRE, LA-Co, WISEMAN, PLUMBERS MAIT, BOSS, TEMPLERS, FIRE CEMENT, FLOPLAST, STEEL WOOL, PTFE, ARCTIC, SILICONE SEALANT & TAPES |  | 109 |
| ELECTRICAL FITTINGS AND CABLE SOCKETS AND SWITCHES, ELECTRICAL FITTINGS, LIGHT FITTINGS, CABLE & CLIPS |  | 125 |
| WATER STORAGE FILL AND FLUSH VALVES, FLOAT VALVE SPARES, SIPHON SPARES, CISTERNS, CISTERN LEVERS, PAN CONNECTORS, TOILET SEATS, TOILET FITTINGS, WATER METERS, WASHERS & POLYTANK |  | 127 |
| PIPE INSULATION & LAGGING PIPE INSULATION, TOPSLEEVE, HAIRFELT LAGGING, CYLINDER JACKETS & TANK LAGGING SETS |  | 139 |
| SHOWER PRODUCTS & TAP ACCESSORIES RISER RAIL KITS, SHOWER HANDSETS, SHOWER HOSES, SHOWER TRACK & ACCESSORIES, SHOWER DOOR AND CHANNEL SEALS, SHOWER VALVES AND FIXING BRACKETS & TAP FITTINGS |  | 141 |

| | | |
|---|---|------------|
| PLASTIC FITTINGS EMBRASS PEERLESS TRAPS, PLASTIC TRAPS, SOLVENT WELD FITTINGS, PUSHFIT FITTINGS, MECHANICAL WASTE FITTINGS & MDPE PIPE |  | 147 |
| FLOPLAST SOIL - RING SEAL & SOLVENT PVC-U, AIR ADMITTANCE VALVES, ABS SOLVENT WELD, PUSHFIT WASTE, OVERFLOW WASTE, CUTTERING, UNDERGROUND DRAINAGE, CHANNEL DRAINAGE, FLOFIT+ & MDPE |  | 157 |
| PHILMAC PLASTIC COMPRESSION METRIC IMPERIAL FITTINGS, ACCESSORIES, VALVES & UNIVERSAL TRANSITION COUPLERS (UTC) |  | 183 |
| WAVIN HEP20 POLYBUTYLENE PIPE, PLUMBING FITTINGS, PLUMBING VALVES, FLEXIBLES, MANIFOLDS & ACCESSORIES, TOOLS, FIXINGS & ACCESSORIES, BRASS ADAPTORS, HEPVO VALVES, PROBLEM SOLVERS |  | 189 |
| SPEEDFIT PLUMBING PEX & POLYBUTYLENE PIPE, PLUMBING FITTINGS, PLUMBING VALVES, FLEXIBLE CONNECTORS, SUNDRIES, RELIANCE (RWC) VALVES & MDPE FITTINGS |  | 201 |
| NEW POLYPLUMB ENHANCED POLYBUTYLENE AND POLYPROPYLENE PIPE, PLUMBING FITTINGS, PLUMBING VALVES & PLUMBING SUNDRIES IN GREY AND WHITE |  | 215 |
| POLYPIPE UNDERFLOOR HEATING PIPE AND ACCESSORIES, MANIFOLDS, SOLID SCREEDED FLOOR SYSTEM, OVERLAY™ FLOOR SYSTEM, MANIFOLD ANCILLARIES, CONTROLS, WIRING CENTRES & ROOM TEMPERATURE CONTROLS |  | 223 |
| NOVATHERM UNDERFLOOR HEATING MULTILAYER PIPE, MANIFOLDS, BALL VALVES & PIPE CONNECTORS, UFH KITS, CONTROLS, PUMPS & ACTUATORS, THERMOSTATS, HEATMISER THERMOSTATS & ACCESSORIES, LEVELLERS, BOARDS & PANELS |  | 227 |
| P1 PRE-PACK PLUMBING VALVES, HOSES, FLEXIBLES, PIPE FITTINGS, HEATING PRODUCTS, GAS, PIPE CLIPS, PLUMBING ACCESSORIES, MECHANICAL WASTE FITTINGS, SPEEDFIT, BASIN, BATH & SHOWER PRODUCTS, WASHERS & DISPLAY STANDS |  | 235 |
| INDEX | | 251 |

THE UK'S LEADING INDEPENDENT PLUMBING AND HEATING DISTRIBUTOR



- OVER 6,000 QUALITY PRODUCTS AVAILABLE.
- EMBRASS PEERLESS OWN-BRAND 'P1', ENSURES A QUALITY ASSURED PRODUCT.
- NEXT DAY DELIVERY WHEN ORDERED BEFORE 2PM.
- NATIONWIDE DISTRIBUTION SERVICE.
- NATIONWIDE SALES COVERAGE.
- 80,000 SQ FT DISTRIBUTION FACILITY.
- EXCELLENT STOCK AVAILABILITY.
- COMPETITIVE PRICES.
- ELECTRONIC INVOICING & ORDER ACKNOWLEDGEMENTS AVAILABLE.



OFFICE HOURS:

0830 -1700 (MON-THU)
0830 -1600 (FRI)

P1

EMBRASS
PEERLESS

WE ARE

PEERLESS



HIGH QUALITY PRODUCTS, EXTENSIVE PRODUCT RANGE

PEERLESS IS A BRAND SYNONYMOUS WITH HIGH QUALITY PRODUCTS STRETCHING BACK OVER 85 YEARS, ATTAINED THROUGH EXPERIENCE AND EXPERT KNOWLEDGE OF THE INDUSTRY.

THE UK'S WIDEST RANGE INCLUDES BASIN, BATH AND SINK WASTES, POP-UP AND COMBINATION WASTES, SHOWER TRAY WASTES, BOTTLE TRAPS AND A VARIETY OF ASSOCIATED ACCESSORIES.

OUR RESPECTED 'P1' ETCHED ONTO OUR PRODUCTS IS OUR MARK OF QUALITY, AND YOUR REASSURANCE OF OUR CONFIDENCE IN SOURCE CONSISTENCY AND TRACEABILITY.

SEE PAGES 13 - 25 FOR THE FULL RANGE OF PEERLESS WASTES AND ACCESSORIES

PEGASUS PRESSFIT FITTINGS & VALVES



| CONTENTS | PAGE |
|--------------------------|--------|
| PEGASUS FITTINGS (WATER) | 6 - 8 |
| PEGASUS FITTINGS (GAS) | 9 - 10 |
| PEGASUS VALVES | 11 |

NEW



PEGASUS



THE PEGASUS RANGE OF PRESSFIT FITTINGS FOR WATER



THE PEGASUS PRESSFIT RANGE PROVIDES A COMPREHENSIVE PLUMBING AND HEATING SOLUTION WITH THE MOST COST EFFECTIVE FITTINGS IN THE MARKET.

WHEN USED WITH COPPER TUBE TO BS EN 1057 TABLE-X THE PEGASUS M-PROFILE FITTINGS PROVIDE A FLAME-FREE, PERMANENT AND LEAK-PROOF JOINT AND ARE SUITABLE FOR USE ON THE FOLLOWING:

- DRINKING WATER
- HEATING
- RAINWATER
- COMPRESSED AIR
- FIRE EXTINGUISHING SYSTEMS
- SANITARY WATER
- 50/50 MIXTURE OF WATER & GLYCOL



SYSTEM BENEFITS

- EASIER TO WORK DURING INSTALLATION COMPARED WITH OTHER PIPE SYSTEMS.
- O-RINGS INCORPORATE LEAK DETECTION INDICATORS
- SEALS ARE MADE WHEN THE GREEN PLASTIC COVER (CRIMP INDICATOR) PEELS AWAY FROM THE FITTING WHEN CRIMPED CORRECTLY.
- FLAME-FREE INSTALLATION. NO TORCH, NO GAS, NO FLUX, NO SYSTEM CONTAMINENTS.
- A LIFETIME GUARANTEE.
- WRAS APPROVED.
- HOT & COLD POTABLE WATER APPLICATIONS.
- MAXIMUM WORKING PRESSURE: 16 BAR.
- MAXIMUM OPERATING TEMPERATURE: 110°C. (WRAS APPROVED UP TO 85°C)
- EPDM 'O' RING.

REMS
for Professionals

A RANGE OF REMS PISTOL AND INLINE PRESS GUNS ARE NOW AVAILABLE
- SEE PAGE 92 FOR DETAILS



PEGASUS PRESSFIT FITTINGS ARE STAMPED 'P1', WRAS APPROVED AND SUPPLIED WITH EPDM O-RINGS.

PEGASUS PRESSFIT FITTINGS

PRESSFIT FITTINGS BUCKET 100



15MM COUPLER x 20; 22MM COUPLER x 10;
22MM x 15MM FITTING REDUCER x 10;
15MM ELBOW x 20; 22MM ELBOW x 10;
15MM TEE x 10; 22MM TEE x 10;
15MM STOPEND x 10

| CODE | SIZE | BAG |
|--------|----------------------------|-----|
| 435077 | PRESSFIT BUCKET 100 | 1 |

PRESSFIT FITTINGS BUCKET 110

15MM COUPLER x 20; 22MM COUPLER x 10;
22MM x 15MM FITTING REDUCER x 10;
15MM ELBOW x 20; 22MM ELBOW x 10;
15MM TEE x 10; 22MM TEE x 10;
15MM x 1/2" MI COUPLER x 10;
15MM STOPEND x 10

| CODE | SIZE | BAG |
|--------|----------------------------|-----|
| 435075 | PRESSFIT BUCKET 110 | 1 |

COUPLER C x C

*SUPPLIED IN RETAIL-FRIENDLY BOXES AND SOLD IN MULTIPLES INDICATED.



| CODE | SIZE | BAG |
|--------|--------------|-----|
| 435115 | 15MM* | 10 |
| 435119 | 22MM* | 10 |
| 435124 | 28MM* | 5 |
| 435128 | 35MM | 2 |
| 435133 | 42MM | 2 |
| 435137 | 54MM | 2 |

SLIP COUPLER C x C



| CODE | SIZE | BAG |
|--------|-------------|-----|
| 435600 | 15MM | 10 |
| 435605 | 22MM | 10 |
| 435610 | 28MM | 5 |
| 435615 | 35MM | 2 |
| 435620 | 42MM | 2 |
| 435625 | 54MM | 2 |

FITTING REDUCER C x C



| CODE | SIZE | BAG |
|--------|--------------------|-----|
| 435716 | 22MM x 15MM | 10 |
| 435720 | 28MM x 15MM | 5 |
| 435725 | 28MM x 22MM | 5 |
| 435729 | 35MM x 22MM | 2 |
| 435734 | 35MM x 28MM | 2 |
| 435736 | 42MM x 22MM | 2 |
| 435738 | 42MM x 28MM | 2 |
| 435743 | 42MM x 35MM | 2 |
| 435750 | 54MM x 28MM | 2 |
| 435752 | 54MM x 35MM | 2 |
| 435756 | 54MM x 42MM | 2 |

REDUCING COUPLER C x C



| CODE | SIZE | BAG |
|--------|--------------------|-----|
| 435509 | 22MM x 15MM | 10 |
| 435511 | 28MM x 15MM | 5 |
| 435513 | 28MM x 22MM | 5 |
| 435517 | 35MM x 15MM | 2 |
| 435520 | 35MM x 22MM | 2 |
| 435525 | 35MM x 28MM | 2 |
| 435540 | 42MM x 35MM | 2 |
| 435550 | 54MM x 42MM | 2 |

COUPLER MALE C x C



| CODE | SIZE | BAG |
|--------|----------------------|-----|
| 435213 | 15MM x 1/2" | 10 |
| 435215 | 15MM x 3/4" | 10 |
| 435217 | 22MM x 1/2" | 10 |
| 435218 | 22MM x 3/4" | 10 |
| 435219 | 22MM x 1" | 5 |
| 435221 | 28MM x 3/4" | 5 |
| 435223 | 28MM x 1" | 5 |
| 435224 | 35MM x 1" | 2 |
| 435225 | 35MM x 1.1/4" | 2 |
| 435230 | 42MM x 1.1/2" | 1 |
| 435235 | 54MM x 2" | 1 |

COUPLER FEMALE C x C



| CODE | SIZE | BAG |
|--------|----------------------|-----|
| 435310 | 15MM x 1/2" | 10 |
| 435312 | 15MM x 3/4" | 10 |
| 435313 | 22MM x 1/2" | 10 |
| 435314 | 22MM x 3/4" | 10 |
| 435315 | 22MM x 1" | 5 |
| 435316 | 28MM x 3/4" | 5 |
| 435317 | 28MM x 1" | 5 |
| 435318 | 35MM x 1" | 2 |
| 435320 | 35MM x 1.1/4" | 2 |
| 435325 | 42MM x 1.1/2" | 1 |
| 435330 | 54MM x 2" | 1 |

ELBOW C x C

*SUPPLIED IN RETAIL-FRIENDLY BOXES AND SOLD IN MULTIPLES INDICATED.



| CODE | SIZE | BAG |
|--------|--------------|-----|
| 436229 | 15MM* | 10 |
| 436233 | 22MM* | 5 |
| 436238 | 28MM* | 5 |
| 436242 | 35MM | 2 |
| 436247 | 42MM | 2 |
| 436251 | 54MM | 2 |

STREET ELBOW C x C



| CODE | SIZE | BAG |
|--------|-------------|-----|
| 436830 | 15MM | 10 |
| 436835 | 22MM | 10 |
| 436839 | 28MM | 5 |
| 436843 | 35MM | 2 |
| 436847 | 42MM | 2 |
| 436850 | 54MM | 2 |

OBTUSE ELBOW C x C



| CODE | SIZE | BAG |
|--------|-------------|-----|
| 436907 | 15MM | 10 |
| 436912 | 22MM | 10 |
| 436916 | 28MM | 5 |
| 436920 | 35MM | 2 |
| 436922 | 42MM | 2 |
| 436924 | 54MM | 2 |

OBTUSE STREET ELBOW C x C



| CODE | SIZE | BAG |
|--------|-------------|-----|
| 436950 | 15MM | 10 |
| 436954 | 22MM | 10 |
| 436959 | 28MM | 5 |
| 436965 | 35MM | 2 |
| 436967 | 42MM | 2 |
| 436969 | 54MM | 2 |

ELBOW MALE C x C



| CODE | SIZE | BAG |
|--------|-------------|-----|
| 436506 | 15MM x 1/2" | 10 |
| 436508 | 22MM x 3/4" | 5 |
| 436534 | 28MM x 1" | 2 |

ELBOW FEMALE C x C



| CODE | SIZE | BAG |
|--------|-------------|-----|
| 436808 | 15MM x 1/2" | 10 |
| 436810 | 22MM x 3/4" | 5 |
| 436533 | 28MM x 1" | 2 |

WALLPLATE ELBOW C x FI



| CODE | SIZE | BAG |
|--------|-------------|-----|
| 435528 | 15MM x 1/2" | 5 |
| 435530 | 22MM x 3/4" | 2 |

STOPEND C



| CODE | SIZE | BAG |
|--------|------|-----|
| 438407 | 15MM | 10 |
| 438411 | 22MM | 10 |
| 438416 | 28MM | 5 |
| 438420 | 35MM | 2 |
| 438425 | 42MM | 2 |
| 438429 | 54MM | 2 |

TEE C x C x C

*SUPPLIED IN RETAIL-FRIENDLY BOXES AND SOLD IN MULTIPLES INDICATED.



| CODE | SIZE | BAG |
|--------|-------|-----|
| 437414 | 15MM* | 5 |
| 437418 | 22MM* | 5 |
| 437423 | 28MM* | 4 |
| 437427 | 35MM | 2 |
| 437432 | 42MM | 2 |
| 437436 | 54MM | 2 |

REDUCING TEE - BOTH ENDS C x C x C



| CODE | SIZE | BAG |
|--------|--------------------|-----|
| 437709 | 15MM x 15MM x 22MM | 10 |

REDUCING TEE - END C x C x C



| CODE | SIZE | BAG |
|--------|--------------------|-----|
| 437718 | 22MM x 15MM x 22MM | 5 |
| 437728 | 28MM x 22MM x 28MM | 5 |

REDUCING TEE - END & BRANCH C x C x C



| CODE | SIZE | BAG |
|--------|--------------------|-----|
| 437713 | 22MM x 15MM x 15MM | 10 |
| 437726 | 28MM x 22MM x 22MM | 5 |

REDUCING TEE - BRANCH C x C x C



| CODE | SIZE | BAG |
|--------|--------------------|-----|
| 437722 | 22MM x 22MM x 15MM | 10 |
| 437725 | 28MM x 28MM x 15MM | 5 |
| 437730 | 28MM x 28MM x 22MM | 2 |
| 437855 | 35MM x 35MM x 15MM | 2 |
| 437860 | 35MM x 35MM x 22MM | 2 |
| 437865 | 35MM x 35MM x 28MM | 2 |
| 437880 | 42MM x 42MM x 15MM | 2 |
| 437885 | 42MM x 42MM x 22MM | 2 |
| 437890 | 42MM x 42MM x 28MM | 2 |
| 437739 | 42MM x 42MM x 35MM | 2 |
| 437910 | 54MM x 54MM x 22MM | 2 |
| 437915 | 54MM x 54MM x 28MM | 2 |
| 437920 | 54MM x 54MM x 35MM | 2 |
| 437741 | 54MM x 54MM x 42MM | 2 |

REDUCING TEE FEMALE - BRANCH C x C x FI



| CODE | SIZE | BAG |
|--------|----------------------|-----|
| 438200 | 15MM x 15MM x 1/2" | 5 |
| 438203 | 22MM x 22MM x 1/2" | 5 |
| 438206 | 22MM x 22MM x 3/4" | 5 |
| 438209 | 28MM x 28MM x 1/2" | 2 |
| 438212 | 28MM x 28MM x 3/4" | 2 |
| 438215 | 28MM x 28MM x 1" | 2 |
| 438218 | 35MM x 35MM x 1/2" | 1 |
| 438221 | 35MM x 35MM x 3/4" | 1 |
| 438224 | 35MM x 35MM x 1" | 1 |
| 438227 | 35MM x 35MM x 1.1/4" | 1 |
| 438230 | 42MM x 42MM x 1/2" | 1 |
| 438233 | 42MM x 42MM x 3/4" | 1 |
| 438236 | 42MM x 42MM x 1" | 1 |
| 438239 | 42MM x 42MM x 1.1/2" | 1 |
| 438242 | 54MM x 54MM x 1/2" | 1 |
| 438245 | 54MM x 54MM x 1" | 1 |
| 438248 | 54MM x 54MM x 2" | 1 |

CROSSOVER C x C



| CODE | SIZE | BAG |
|--------|-----------|-----|
| 435853 | 15MM PART | 10 |
| 435835 | 15MM FULL | 10 |
| 435858 | 22MM PART | 10 |
| 435839 | 22MM FULL | 10 |





THE PEGASUS RANGE OF PRESSFIT FITTINGS FOR GAS



THE PEGASUS PRESSFIT GAS RANGE PROVIDES A SOLUTION FOR NATURAL GAS AND LPG INSTALLATIONS WITH THE MOST COST EFFECTIVE FITTINGS IN THE MARKET.

WHEN USED WITH COPPER TUBE TO BS EN 1057 TABLE-X THE PEGASUS PRESSFIT GAS FITTINGS PROVIDE A FLAME-FREE, PERMANENT AND LEAK-PROOF JOINT AND ARE SUITABLE FOR USE ON THE FOLLOWING:

- NATURAL GAS & LPG APPLICATIONS
- COMPRESSED AIR

SPECIFICATION

- KITEMARK APPROVED
- MAXIMUM WORKING PRESSURE: 5 BAR.
- OPERATING TEMPERATURE: -20°C TO 70°C.
- HNBR YELLOW 'O' RING.

SYSTEM BENEFITS

- EASIER TO WORK DURING INSTALLATION COMPARED WITH OTHER PIPE SYSTEMS.
- SEALS ARE MADE WHEN THE YELLOW PLASTIC COVER (CRIMP INDICATOR) PEELS AWAY FROM THE FITTING WHEN CRIMPED CORRECTLY.
- FLAME-FREE INSTALLATION. NO TORCH, NO GAS, NO FLUX, NO SYSTEM CONTAMINENTS.
- A LIFETIME GUARANTEE.



PEGASUS PRESSFIT GAS FITTINGS ARE STAMPED 'P 1', KITEMARK APPROVED AND SUPPLIED WITH HNBR YELLOW O-RINGS.

PEGASUS PRESSFIT GAS FITTINGS

PRESSFIT GAS FITTINGS BUCKET 79



15MM COUPLER x 10; 22MM COUPLER x 10; 28MM COUPLER x 5; 15MM ELBOW x 10; 22MM ELBOW x 10; 28MM ELBOW x 5; 15MM TEE x 5; 22MM TEE x 5; 28MM TEE x 4; 22MM x 15MM FITTING REDUCER x 10; 28MM x 22MM FITTING REDUCER x 5

| CODE | SIZE | BAG |
|--------|-------------------------------|-----|
| 445070 | PRESSFIT GAS BUCKET 79 | 1 |

COUPLER C x C

*SUPPLIED IN RETAIL-FRIENDLY BOXES AND SOLD IN MULTIPLES INDICATED.



| CODE | SIZE | BAG |
|--------|--------------|-----|
| 440115 | 15MM* | 10 |
| 440119 | 22MM* | 10 |
| 440124 | 28MM* | 5 |

FITTING REDUCER C x C



| CODE | SIZE | BAG |
|--------|--------------------|-----|
| 440716 | 22MM x 15MM | 10 |
| 440720 | 28MM x 15MM | 5 |
| 440725 | 28MM x 22MM | 5 |

REDUCING COUPLER C x C



| CODE | SIZE | BAG |
|--------|--------------------|-----|
| 440509 | 22MM x 15MM | 10 |
| 440511 | 28MM x 15MM | 5 |
| 440513 | 28MM x 22MM | 5 |

COUPLER MALE C x C



| CODE | SIZE | BAG |
|--------|--------------------|-----|
| 440213 | 15MM x 1/2" | 10 |
| 440219 | 22MM x 3/4" | 5 |
| 440223 | 28MM x 1" | 5 |

COUPLER FEMALE C x C



| CODE | SIZE | BAG |
|--------|--------------------|-----|
| 440310 | 15MM x 1/2" | 10 |
| 440314 | 22MM x 3/4" | 10 |
| 440317 | 28MM x 1" | 5 |

ELBOW C x C

*SUPPLIED IN RETAIL-FRIENDLY BOXES AND SOLD IN MULTIPLES INDICATED.



| CODE | SIZE | BAG |
|--------|--------------|-----|
| 441229 | 15MM* | 10 |
| 441233 | 22MM* | 5 |
| 441238 | 28MM* | 5 |

STREET ELBOW C x C



| CODE | SIZE | BAG |
|--------|-------------|-----|
| 441830 | 15MM | 10 |
| 441835 | 22MM | 10 |
| 441839 | 28MM | 5 |

OBTUSE ELBOW C x C



| CODE | SIZE | BAG |
|--------|-------------|-----|
| 441907 | 15MM | 10 |
| 441912 | 22MM | 10 |
| 441916 | 28MM | 5 |

OBTUSE STREET ELBOW C x C



| CODE | SIZE | BAG |
|--------|-------------|-----|
| 441950 | 15MM | 10 |
| 441954 | 22MM | 10 |
| 441959 | 28MM | 5 |

STOPEND C



| CODE | SIZE | BAG |
|--------|-------------|-----|
| 443407 | 15MM | 10 |
| 443411 | 22MM | 10 |
| 443416 | 28MM | 5 |

TEE C x C x C

*SUPPLIED IN RETAIL-FRIENDLY BOXES AND SOLD IN MULTIPLES INDICATED.



| CODE | SIZE | BAG |
|--------|--------------|-----|
| 442414 | 15MM* | 5 |
| 442418 | 22MM* | 5 |
| 442423 | 28MM* | 4 |

REDUCING TEE - END C x C x C



| CODE | SIZE | BAG |
|--------|---------------------------|-----|
| 442718 | 22MM x 15MM x 22MM | 5 |
| 442728 | 28MM x 22MM x 28MM | 5 |

REDUCING TEE - END & BRANCH C x C x C



| CODE | SIZE | BAG |
|--------|---------------------------|-----|
| 442713 | 22MM x 15MM x 15MM | 10 |
| 442726 | 28MM x 22MM x 22MM | 5 |

REDUCING TEE - BRANCH C x C x C



| CODE | SIZE | BAG |
|--------|---------------------------|-----|
| 442722 | 22MM x 22MM x 15MM | 10 |
| 442725 | 28MM x 28MM x 15MM | 5 |
| 442730 | 28MM x 28MM x 22MM | 2 |



PEGASUS



P1

FROM EMBRASS PEERLESS

INTRODUCING THE PEGASUS PRESSFIT VALVES RANGE

SYSTEM BENEFITS & SPECIFICATION

- M-PROFILE PRESS
- FULL BORE
- SUITABLE FOR USE ON POTABLE WATER AND HEATING SYSTEMS
- EASY FLAMELESS INSTALLATION
- UNIQUE EPDM O-RING DESIGN THAT DETECTS ANY UNPRESSED JOINT AND ALLOWS LOW PRESSURE SYSTEM LEAKAGE TESTS
- MAXIMUM WORKING TEMPERATURE 85°C
- CAN BE USED ON OIL & COMPRESSED AIR



PEGASUS PRESSFIT LEVER BALL VALVES

- DZR BRASS
- MAXIMUM WORKING PRESSURE 16 BAR

RED & BLUE HANDLE



| CODE | SIZE | BAG |
|--------|------|-----|
| 435010 | 15MM | 1 |
| 435015 | 22MM | 1 |
| 435017 | 28MM | 1 |

RED HANDLE



| CODE | SIZE | BAG |
|--------|------|-----|
| 435020 | 35MM | 1 |
| 435022 | 42MM | 1 |
| 435025 | 54MM | 1 |

BLUE HANDLE



| CODE | SIZE | BAG |
|--------|------|-----|
| 435030 | 35MM | 1 |
| 435032 | 42MM | 1 |
| 435035 | 54MM | 1 |

PEGASUS PRESSFIT ISOLATING VALVES

- BRASS
- MAXIMUM WORKING PRESSURE 10 BAR

CHROME



| CODE | SIZE | BAG |
|--------|------|-----|
| 435050 | 15MM | 1 |
| 435055 | 22MM | 1 |



eden

MAGNETIC SCALE INHIBITORS

LIMESCALE PREVENTION FOR BOILERS, CYLINDERS, SHOWERS, WASHING MACHINES, DISHWASHERS & ALL OTHER HEATING APPLIANCES.

- ESSENTIAL FOR ENERGY SAVINGS -

- WATER CONDITIONER
- WHOLE HOUSE PROTECTION
- CHROME PLATED COPPER
- CONFORMS TO CURRENT BUILDING REGULATIONS
- PROTECTS BOILER
- MAXIMUM WORKING PRESSURE: 12 BAR
- MAXIMUM TEMPERATURE: 30°C
- MAXIMUM FLOW RATE: 1.08 LTR/SEC

LIFETIME
GUARANTEE



SEE PAGE 111 FOR
MORE INFORMATION



COMPRESSION 15MM
(CODE: 393940)

- LENGTH: 130MM
- DIAMETER: 25MM
- NOMINAL FLOW RATE:
3 BAR PRESSURE 25 LTR/MIN

COMPRESSION 22MM
(CODE: 393942)

- LENGTH: 143MM
- DIAMETER: 35MM
- NOMINAL FLOW RATE:
3 BAR PRESSURE 40 LTR/MIN

PEERLESS WASTES AND ACCESSORIES



| CONTENTS | PAGE | PAGE |
|-------------------------------|---------------|----------------------------------|
| BASIN WASTES | 15 -17 | CARAVAN WASTES 22 |
| BATH WASTES | 18 -19 | BATH FILLERS 22 |
| SINK WASTES | 20 | BOTTLE TRAPS 23 |
| FLUSH GRATED WASTES | 21 | TOILET FITTINGS 23 |
| COMBINED SHOWER WASTES | 21 | WASTE SPARES 24 |
| URINAL WASTES | 22 | PEERLESS SPARES 25 |

EMBRASS PEERLESS



PEERLESS

PEERLESS IS A BRAND SYNONYMOUS WITH HIGH QUALITY PRODUCTS STRETCHING BACK OVER 85 YEARS, ATTAINED THROUGH EXPERIENCE AND EXPERT KNOWLEDGE OF THE INDUSTRY.

WITHIN THIS SECTION YOU WILL FIND DETAILED INFORMATION REGARDING THE COMPREHENSIVE RANGE OF PEERLESS WASTES FOR KITCHENS AND BATHROOMS. THIS EXTENSIVE RANGE INCLUDES BASIN WASTES, BATH WASTES, POP UP WASTES, SINK WASTES, COMBINATION WASTES, SHOWER

TRAY WASTES, BOTTLE TRAPS AND A VARIETY OF ASSOCIATED ACCESSORIES. THESE ARE SUPPLIED IN VARIOUS FINISHES THAT INCLUDE CHROME PLATED, GOLD PLATED, BRUSHED NICKEL AND MATT BLACK.

'P1' IS THE EMBRASS PEERLESS BRAND GIVING YOU THE REASSURANCE FOR **CONFIDENCE IN QUALITY**, **SOURCE CONSISTENCY** AND **TRACEABILITY**.

THE IDENTITY MARK 'P1' IS ETCHED ON THE PRODUCT AND IN THE PLASTIC BODY.



P1

BASIN WASTES

ALL BASIN WASTES ARE 1.1/4" BSP WITH 2.7/16" FLANGE, 89MM TAIL, CHAIN STOPPER AND PLASTIC BACKNUT - UNLESS OTHERWISE STATED. AVOID USING ANY ABRASIVE CLEANERS ON THE WASTES.

BRUSHED NICKEL

MUSHROOM CLICKER BASIN WASTE



| CODE | SIZE | Box |
|--------|----------------|-----|
| 203314 | SLOTTED | 50 |
| 203317 | SOLID | 50 |

FLIP PLUG BASIN WASTE



| CODE | SIZE | Box |
|--------|----------------|-----|
| 203877 | SLOTTED | 50 |

BLACK (MATT)

MUSHROOM CLICKER BASIN WASTE



| CODE | SIZE | Box |
|--------|----------------|-----|
| 204314 | SLOTTED | 50 |
| 204317 | SOLID | 50 |

GOLD

BASIN WASTE

WITH BRASS PLUG AND 12" BALL CHAIN & STAY



| CODE | SIZE | Box |
|--------|----------------|-----|
| 201246 | SLOTTED | 50 |

EASY CLEAN - CP



MUSHROOM CLICKER BASIN WASTE

80MM TAIL.



| CODE | SIZE | Box |
|--------|----------------|-----|
| 201311 | SLOTTED | 50 |
| 201318 | SOLID | 50 |

CLICKER PLUG BASIN WASTE

80MM TAIL.



| CODE | SIZE | Box |
|--------|----------------|-----|
| 201750 | SLOTTED | 50 |
| 201757 | SOLID | 50 |

CENTRAL CLICKER PLUG, BRASS BODY

WITH CHAIN STOPPER.



| CODE | SIZE | Box |
|--------|----------------|-----|
| 201327 | SLOTTED | 50 |
| 201328 | SOLID | 50 |

UNIVERSAL BASIN WASTE - CP

MUSHROOM CLICKER

SUITABLE FOR BASINS WITH OR WITHOUT AN OVERFLOW (SLOTTED AND SOLID PROVISION). BRASS MECHANISM. SHORT TAIL. FLANGE SIZE 63MM.



| CODE | SIZE | Box |
|--------|------------------|-----|
| 201312 | UNIVERSAL | 50 |

ALTERNATE FINISH AVAILABLE AS INDICATED

- CHROME PLATED
- BLACK
- BRUSHED NICKEL
- GOLD

BASIN WASTES

ALL BASIN WASTES ARE 1.1/4" BSP WITH 2.7/16" FLANGE, 89MM TAIL, CHAIN STOPPER AND PLASTIC BACKNUT - UNLESS OTHERWISE STATED. AVOID USING ANY ABRASIVE CLEANERS ON THE WASTES.

CHROME

CLICKER PLUG, BRASS BODY, BRASS MECHANISM

WITH CHAIN STOPPER.



| CODE | SIZE | Box |
|--------|---------|-----|
| 201753 | SLOTTED | 50 |
| 201773 | SOLID | 50 |

CLICKER PLUG, BRASS BODY, BRASS MECHANISM



| CODE | SIZE | Box |
|--------|----------------------|-----|
| 201755 | SLOTTED - 120MM TAIL | 50 |

CLICKER PLUG, BRASS BODY, BRASS BACK NUT



| CODE | SIZE | Box |
|--------|---------|-----|
| 201788 | SLOTTED | 50 |
| 201792 | SOLID | 50 |

FLAT MUSHROOM CLICKER PLUG, BRASS BODY

WITH CHAIN STOPPER.



| CODE | SIZE | Box |
|--------|-------------------------------------|-----|
| 201314 | SLOTTED ^{EN} ^{EL} | 50 |
| 202368 | SLOTTED C/W CP BRASS SHROUD | 50 |
| 201317 | SOLID ^{EN} ^{EL} | 50 |
| 202369 | SOLID C/W CP BRASS SHROUD | 50 |

ALTERNATE FINISH AVAILABLE AS INDICATED

- ^{CP} CHROME PLATED
- ^{EL} BLACK
- ^{EN} BRUSHED NICKEL
- ^G GOLD

MUSHROOM CLICKER PLUG, BRASS BODY, BRASS BACK NUT

WITH CHAIN STOPPER.



| CODE | SIZE | Box |
|--------|---------|-----|
| 201322 | SLOTTED | 50 |
| 201324 | SOLID | 50 |

SQUARE CLICKER PLUG, BRASS BODY



| CODE | SIZE | Box |
|--------|---------|-----|
| 202182 | SLOTTED | 50 |
| 202183 | SOLID | 50 |

CAPTIVE PLUG, BRASS BODY



| CODE | SIZE | Box |
|--------|-----------------------------|-----|
| 201513 | SLOTTED WITH POLY PLUG | 50 |
| 201566 | SOLID WITH POLY PLUG | 50 |
| 201515 | SLOTTED WITH METAL BACK NUT | 50 |
| 201535 | SLOTTED WITH BRASS PLUG CP | 50 |
| 201567 | SOLID WITH BRASS PLUG CP | 50 |

FLIP PLUG, BRASS BODY

CAPTIVE BRASS PLUG ROTATES IN BODY.



| CODE | SIZE | Box |
|--------|-----------------------|-----|
| 201877 | SLOTTED ^{EN} | 50 |
| 201876 | SOLID | 50 |

FLIP PLUG, BRASS BODY, BRASS BACK NUT

CAPTIVE BRASS PLUG ROTATES IN BODY.



| CODE | SIZE | Box |
|--------|---------|-----|
| 201883 | SLOTTED | 50 |
| 201880 | SOLID | 50 |

FREE FLOW, BRASS BODY

70MM DOMED COVER.



| CODE | SIZE | Box |
|--------|-------------------|-----|
| 201320 | SLOTTED | 50 |
| 201319 | SOLID | 50 |
| 201325 | SOLID - 50MM TAIL | 50 |

PLASTIC BODY, STAINLESS STEEL FLANGE

WITH POLY PLUG.



| CODE | SIZE | Box |
|--------|-----------------------------------|-----|
| 200969 | SLOTTED - NO CHAIN | 50 |
| 200964 | SLOTTED C/W 12" BALL CHAIN & STAY | 50 |

PLASTIC BODY, STAINLESS STEEL FLANGE, CENTRE SCREW FIXING

WITH POLY PLUG. SUITABLE FOR BASINS WITH OR WITHOUT OVERFLOW.



| CODE | SIZE | Box |
|--------|----------------------------|-----|
| 201841 | NO CHAIN | 50 |
| 201842 | WITH 12" BALL CHAIN & STAY | 50 |

BRASS BODY, PLASTIC BACK NUT

WITH POLY PLUG.



| CODE | SIZE | Box |
|--------|--------------------|-----|
| 201278 | SLOTTED - NO CHAIN | 50 |
| 201302 | SOLID - NO CHAIN | 50 |



| CODE | SIZE | Box |
|--------|-----------------------------------|-----|
| 201240 | SLOTTED C/W 12" BALL CHAIN & STAY | 50 |
| 201289 | SOLID C/W 12" BALL CHAIN & STAY | 50 |

BASIN WASTES

ALL BASIN WASTES ARE 1.1/4" BSP WITH 2.7/16" FLANGE, 89MM TAIL, CHAIN STOPPER AND PLASTIC BACKNUT - UNLESS OTHERWISE STATED. AVOID USING ANY ABRASIVE CLEANERS ON THE WASTES.

BRASS BODY, METAL BACK NUT

WITH POLY PLUG.



| CODE | SIZE | BOX |
|--------|--------------------|-----|
| 201283 | SLOTTED - NO CHAIN | 50 |
| 201308 | SOLID - NO CHAIN | 50 |



| CODE | SIZE | BOX |
|--------|-----------------------------------|-----|
| 201249 | SLOTTED C/W 12" BALL CHAIN & STAY | 50 |

BRASS BODY, BRASS BACK NUT

WITH POLY PLUG.



| CODE | SIZE | BOX |
|--------|---|-----|
| 201284 | SLOTTED - NO CHAIN | 50 |
| 201250 | SLOTTED C/W 12" BALL CHAIN & STAY | 50 |
| 201287 | SOLID C/W 12" LINK CHAIN & STAY - 66MM TAIL | 50 |

BRASS BODY, BRASS PLUG

WITH 12" BALL CHAIN AND STAY (UNLESS STATED OTHERWISE).



| CODE | SIZE | BOX |
|--------|---|-----|
| 201243 | SLOTTED ● | 50 |
| 201291 | SOLID | 50 |
| 201577 | SLOTTED C/W 12" LINK CHAIN | 50 |
| 201257 | SLOTTED WITH METAL BACK NUT | 50 |

ALTERNATE FINISH AVAILABLE AS INDICATED

- CP CHROME PLATED
- BL BLACK
- BN BRUSHED NICKEL
- G GOLD

SHROUDS

SUITABLE FOR EXPOSED PIPEWORK.



| CODE | SIZE | BOX |
|--------|-------------------------|-----|
| 202317 | SHORT FOR SLOTTED WASTE | 50 |
| 202316 | LONG FOR SOLID WASTE | 50 |

POP-UP BASIN WASTE ASSEMBLY

BRASS BODY, BRASS PLUG



| CODE | SIZE | BOX |
|--------|-----------------------------|-----|
| 200851 | POP-UP BASIN WASTE ASSEMBLY | 10 |

VANITY BASIN COMBINATION

PLASTIC BODY, STAINLESS STEEL FLANGE

CENTRE SCREW, VARIFLEX 160-330MM FLEXIBLE TUBE, 12" BALL CHAIN AND CHROME ABS OVERFLOW FACE. SUPPLIED IN POLYBAG.



| CODE | SIZE | BOX |
|--------|---------------------------------------|-----|
| 200476 | POLY PLUG | 25 |
| 201775 | POLY PLUG WITH EXTENDED OVERFLOW FACE | 25 |

ENFLOW PATTERN, BRASS BODY

VARIFLEX 160-330MM FLEXIBLE TUBE, 12" BALL CHAIN AND CHROME ABS OVERFLOW FACE.



| CODE | SIZE | BOX |
|--------|------------|-----|
| 200249 | POLY PLUG | 50 |
| 200253 | BRASS PLUG | 50 |

EASY SEAL BASIN WASHER KIT



| CODE | SIZE | BOX |
|--------|----------------|-----|
| 201686 | 1.1/4" 3-PIECE | 100 |



BATH WASTES

ALL BATH WASTES ARE 1.1/2" BSP WITH 2.7/8" FLANGE, 35MM TAIL, AND PLASTIC BACK NUT - UNLESS OTHERWISE STATED. AVOID USING ANY ABRASIVE CLEANERS ON THE WASTES.

BLACK (MATT)

CONTEMPORARY MUSHROOM CLICKER



| CODE | SIZE | Box |
|--------|--------|-----|
| 204015 | 1.1/2" | 10 |

GOLD

POP-UP WASTE

BRASS HANDLE, BRASS PLUG, 600MM CABLE, VARIFLEX TUBE.



| CODE | SIZE | Box |
|--------|--------|-----|
| 201872 | POP-UP | 50 |

COMBINATION TIDY PLUG WITH BRASS FACE

PLASTIC BODY, 70MM FLANGE, VARIFLEX 220-550MM FLEXIBLE TUBE, GOLD RETAINER BATH FACE AND 18" BALL CHAIN.



| CODE | SIZE | Box |
|--------|-----------------------|-----|
| 201117 | COMBINATION TIDY PLUG | 50 |

EASY CLEAN - CP

CONTEMPORARY WASTE, BRASS BODY & OVERFLOW FACE

70MM FLANGE, VARIFLEX 220-550MM FLEXIBLE TUBE.



| CODE | SIZE | Box |
|--------|----------------------------------|-----|
| 202019 | EASY CLEAN MUSHROOM CLICKER PLUG | 32 |

CHROME

BRASS BODY, SOLID TAIL, PLASTIC BACK NUT (TUBBY)

18" BALL CHAIN AND 'S' HOOKS, UNLESS STATED OTHERWISE.



| CODE | SIZE | Box |
|--------|---------------------------------------|-----|
| 201334 | POLY PLUG | 100 |
| 201346 | POLY PLUG - NO CHAIN | 100 |
| 201339 | POLY PLUG & METAL BACK NUT | 100 |
| 201350 | POLY PLUG - NO CHAIN & METAL BACK NUT | 100 |
| 201336 | BRASS PLUG WITH CHAIN | 100 |

BRASS BODY, SOLID TAIL, BRASS BACK NUT (TUBBY)

18" BALL CHAIN AND 'S' HOOKS, UNLESS STATED OTHERWISE.



| CODE | SIZE | Box |
|--------|----------------------|-----|
| 201340 | POLY PLUG | 100 |
| 201351 | POLY PLUG - NO CHAIN | 100 |

CLICKER PLUG, BRASS BODY, BRASS PLUG



| CODE | SIZE | Box |
|--------|-------|-----|
| 202193 | SOLID | 100 |

FLAT MUSHROOM CLICKER, BRASS BODY, BRASS PLUG



| CODE | SIZE | Box |
|--------|-------|-----|
| 202195 | SOLID | 100 |

SQUARE MUSHROOM CLICKER, BRASS BODY, BRASS PLUG



| CODE | SIZE | Box |
|--------|-------|-----|
| 202197 | SOLID | 100 |

FLIP PLUG, BRASS BODY, BRASS PLUG

CAPTIVE BRASS PLUG ROTATES IN BODY.



| CODE | SIZE | Box |
|--------|-------|-----|
| 201979 | SOLID | 100 |

POP-UP WASTE & OVERFLOW

BRASS HANDLE, BRASS PLUG

600MM CABLE UNLESS STATED OTHERWISE.



| CODE | SIZE | Box |
|--------|---------------------------|-----|
| 201830 | CLICKER PLUG | 12 |
| 202200 | MUSHROOM POP-UP PLUG | 12 |
| 201991 | CLICKER PLUG 1020MM CABLE | 9 |
| 201857 | FOR THICK SECTION BATHS | 12 |

BRASS HANDLE, BRASS PLUG

EASY HOLD BRASS HANDLE.



| CODE | SIZE | Box |
|--------|--------------------------|-----|
| 200886 | CLICKER PLUG 600MM CABLE | 12 |
| 200878 | CLICKER PLUG 900MM CABLE | 9 |

BATH WASTES

ALL BATH WASTES ARE 1.1/2" BSP WITH 2.7/8" FLANGE, 35MM TAIL, AND PLASTIC BACK NUT - UNLESS OTHERWISE STATED. AVOID USING ANY ABRASIVE CLEANERS ON THE WASTES.

BATH COMBINATION WASTES

OVERFLOW CENTRE SCREW, PLASTIC BODY

70MM FLANGE, VARIFLEX 220-550MM FLEXIBLE TUBE, CHROME ABS BATH FACE AND 18" BALL CHAIN, STAINLESS STEEL FLANGE (UNLESS STATED OTHERWISE).



| CODE | SIZE | BOX |
|--------|---|-----|
| 200508 | POLY PLUG (POLY BAG) | 50 |
| 201760 | BRASS PLUG, BRASS FLANGE | 40 |
| 201793 | BRASS PLUG, BRASS FLANGE, BRAZED LINK CHAIN | 50 |

TIDY PLUG WITH BRASS FACE, PLASTIC BODY

70MM FLANGE, FLEXIBLE TUBE, VARIFLEX 220-550MM, CHROME RETAINER BATH FACE AND 18" CHAIN.



| CODE | SIZE | BOX |
|--------|------------------------|-----|
| 201116 | WITH BALL CHAIN | 40 |
| 201110 | WITH BRAZED LINK CHAIN | 40 |

ENFLOW PATTERN, BRASS BODY

70MM FLANGE, VARIFLEX 220-550MM FLEXIBLE TUBE, 18" BALL CHAIN AND CHROME ABS BATH FACE UNLESS STATED OTHERWISE.



| CODE | SIZE | BOX |
|--------|--|-----|
| 200299 | POLY PLUG | 50 |
| 200308 | POLY PLUG, METAL BACK NUT | 50 |
| 200303 | BRASS PLUG | 50 |
| 200321 | BRASS PLUG, METAL BACK NUT | 50 |
| 200357 | BRASS PLUG, OVERFLOW FACE AND BACK NUT | 50 |

CLICKER PLUG, BRASS BODY & OVERFLOW FACE

70MM FLANGE, VARIFLEX 220-550MM FLEXIBLE TUBE.



| CODE | SIZE | BOX |
|--------|--------------|-----|
| 201995 | CLICKER PLUG | 32 |

MUSHROOM CLICKER PLUG, BRASS BODY & OVERFLOW FACE

70MM FLANGE, VARIFLEX 220-550MM FLEXIBLE TUBE.



| CODE | SIZE | BOX |
|--------|-----------------------|-----|
| 202007 | MUSHROOM CLICKER PLUG | 32 |

CONTEMPORARY WASTE, BRASS BODY & ABS OVERFLOW FACE

70MM FLANGE, VARIFLEX 220-550MM FLEXIBLE TUBE.



| CODE | SIZE | BOX |
|--------|-----------------------|-----|
| 202015 | MUSHROOM CLICKER PLUG | 32 |
| 202013 | CLICKER POP-UP PLUG | 32 |

SQUARE CLICKER PLUG, BRASS BODY & OVERFLOW FACE

70MM FLANGE, VARIFLEX 220-550MM FLEXIBLE TUBE.



| CODE | SIZE | BOX |
|--------|---------------------|-----|
| 202203 | SQUARE CLICKER PLUG | 32 |

CLICKER PLUG - ALL ABS

70MM ABS FLANGE, VARIFLEX 220-550MM TUBE, ABS OVERFLOW FACE.



| CODE | SIZE | BOX |
|--------|---------------------|-----|
| 202199 | SQUARE CLICKER PLUG | 32 |

FLIP PLUG, BRASS BODY & OVERFLOW FACE

70MM FLANGE, VARIFLEX 220-550MM FLEXIBLE TUBE.



| CODE | SIZE | BOX |
|--------|-----------|-----|
| 202170 | FLIP PLUG | 32 |

EXPOSED BATH WASTES & ACCESSORIES

FREESTANDING - ALL BRASS

BRASS RETAINER FACE AND OVERFLOW PIPE, 18" BALL CHAIN AND BRASS PLUG AND FLANGE.



| CODE | SIZE | BOX |
|--------|--------------|-----|
| 201690 | FREESTANDING | 10 |

EXPOSED BATH TRAP - LOW LEVEL



| CODE | SIZE | BOX |
|--------|--------|-----|
| 201911 | 1.1/2" | 10 |

SINK WASTES

ALL SINK WASTES ARE 1.1/2" BSP WITH 3.3/8" FLANGE, 86MM TAIL, AND PLASTIC BACK NUT - UNLESS OTHERWISE STATED. AVOID USING ANY ABRASIVE CLEANERS ON THE WASTES.

BELFAST SINK WASTES ARE SLOTTED AND SOLID WASTES CAN BE KNOWN AS 'LONDON' WASTES.

CHROME

BRASS BODY, POLY PLUG

WITH 15" BALL CHAIN AND STAY, UNLESS STATED OTHERWISE.



| CODE | SIZE | Box |
|--------|----------------------------|-----|
| 201365 | SLOTTED (BELFAST) | 50 |
| 201397 | SOLID (LONDON) | 50 |
| 201384 | SLOTTED (BELFAST) NO CHAIN | 50 |
| 201407 | SOLID (LONDON) NO CHAIN | 50 |

BRASS BODY, BRASS BACK NUT, POLY PLUG



| CODE | SIZE | Box |
|--------|-------------------|-----|
| 201391 | SLOTTED (BELFAST) | 50 |

BRASS BODY, METAL BACK NUT, POLY PLUG

WITH 15" BALL CHAIN AND STAY, UNLESS STATED OTHERWISE.



| CODE | SIZE | Box |
|--------|----------------------------|-----|
| 201371 | SLOTTED (BELFAST) | 50 |
| 201403 | SOLID (LONDON) | 50 |
| 201390 | SLOTTED (BELFAST) NO CHAIN | 50 |
| 201409 | SOLID (LONDON) NO CHAIN | 50 |

BRASS BODY, BRASS PLUG

WITH 15" BALL CHAIN AND STAY, UNLESS STATED OTHERWISE.



| CODE | SIZE | Box |
|--------|-------------------|-----|
| 201367 | SLOTTED (BELFAST) | 50 |
| 201399 | SOLID (LONDON) | 50 |

BRASS BODY, METAL BACK NUT, BRASS PLUG

WITH 15" BRAZED LINK CHAIN.



| CODE | SIZE | Box |
|--------|-------------------|-----|
| 201376 | SLOTTED (BELFAST) | 50 |
| 201659 | SOLID (LONDON) | 50 |

BRASS BODY, POLY PLUG (TUBBY) - NO CHAIN

WITH 38MM TAIL.



| CODE | SIZE | Box |
|--------|------------------|-----|
| 201419 | PLASTIC BACK NUT | 100 |
| 201423 | METAL BACK NUT | 100 |
| 201424 | BRASS BACK NUT | 100 |

COMBINATION OVERFLOW

CENTRE SCREW, PLASTIC BODY, STAINLESS STEEL FLANGE

VARIFLEX 160 - 330MM FLEXIBLE TUBE, BALL CHAIN, BLACK OVERFLOW FACE AND POLY PLUG. SUPPLIED IN POLY BAG.



| CODE | SIZE | Box |
|--------|---------------------|-----|
| 200486 | BLACK OVERFLOW FACE | 50 |
| 201706 | CHROME ABS FACE | 40 |

PLASTIC BACK NUT

VARIFLEX 160 - 330MM FLEXIBLE TUBE AND BALL CHAIN.



| CODE | SIZE | Box |
|--------|---------------------|-----|
| 200280 | BLACK OVERFLOW FACE | 50 |

BASKET STRAINER WASTES

ALL BASKET STRAINER WASTES ARE 1.1/2" BSP WITH 113MM STAINLESS STEEL FLANGE - UNLESS OTHERWISE STATED. AVOID USING ANY ABRASIVE CLEANERS ON THE WASTES.

STAINLESS STEEL INNER BASKET



| CODE | SIZE | Box |
|--------|-------------|-----|
| 201522 | NO OVERFLOW | 36 |

STAINLESS STEEL FLANGE & INNER BASKET

VARIFLEX 160 - 330MM FLEXIBLE TUBE.



| CODE | SIZE | Box |
|--------|-----------------|-----|
| 201697 | ROUND OVERFLOW | 36 |
| 201696 | SQUARE OVERFLOW | 36 |

PLASTIC FLANGE & INNER BASKET



| CODE | SIZE | Box |
|--------|-----------------------|-----|
| 201691 | WHITE - NO OVERFLOW | 36 |
| 201698 | WHITE - WITH OVERFLOW | 36 |

PEERLESS WASTES

FLUSH GRATED WASTES

ALL FLUSH GRATED WASTES HAVE **BRASS BODY** AND **PLASTIC BACK NUT**

- UNLESS OTHERWISE STATED. AVOID USING ANY ABRASIVE CLEANERS ON THE WASTES.

BRUSHED NICKEL

FLUSH GRATED BASIN WASTE



| CODE | SIZE | Box |
|--------|----------------|-----|
| 203429 | SLOTTED | 50 |
| 203433 | SOLID | 50 |

CHROME

2.7/16" FLANGE



| CODE | SIZE | Box |
|--------|---|-----|
| 202054 | 1.1/4" - 50MM TAIL - SOLID | 50 |
| 201433 | 1.1/4" - 89MM TAIL - SOLID | 50 |
| 201436 | 1.1/4" - 89MM TAIL, METAL BACK NUT - SOLID | 50 |
| 201429 | 1.1/4" - 89MM TAIL - SLOTTED | 50 |
| 201430 | 1.1/4" - 89MM TAIL, METAL BACK NUT - SLOTTED | 50 |
| 201440 | 1.1/2" - 89MM TAIL - SOLID | 50 |

2.7/8" FLANGE



| CODE | SIZE | Box |
|--------|---|-----|
| 201477 | 1.1/2" - 38MM TAIL - SOLID | 100 |
| 201483 | 1.1/2" - 38MM TAIL, METAL BACK NUT - SOLID | 100 |
| 201571 | 1.1/2" - 63MM TAIL - SOLID | 50 |

3.3/8" FLANGE



| CODE | SIZE | Box |
|--------|---|-----|
| 201456 | 1.1/2" - 88MM TAIL - SOLID | 50 |
| 201462 | 1.1/2" - 80MM TAIL, METAL BACK NUT - SOLID | 50 |
| 201444 | 1.1/2" - 80MM TAIL - SLOTTED | 50 |

2.7/8" FLANGE WITH REMOVABLE TOP



| CODE | SIZE | Box |
|--------|--|-----|
| 201616 | 1.1/2" - 38MM TAIL - SOLID | 100 |
| 202070 | 1.1/2" - 38MM TAIL, SOLID - OCTOTOP | 100 |
| 201636 | 1.1/2" - 63MM TAIL - SOLID | 50 |

3.3/8" FLANGE WITH REMOVABLE TOP



| CODE | SIZE | Box |
|--------|-----------------------------------|-----|
| 201606 | 1.1/2" - 86MM TAIL - SOLID | 50 |

COMBINED SHOWER WASTES

ALL COMBINED SHOWER WASTES HAVE **2.7/8" FLANGE, 50MM SEAL** COMPLETE WITH **1.1/2" WASTE FITTING**

- UNLESS OTHERWISE STATED. AVOID USING ANY ABRASIVE CLEANERS ON THE WASTES.

BLACK (MATT)

COMBINED SHOWER TRAP & WASTE



| CODE | SIZE | Box |
|--------|---|-----|
| 204155 | 90MM WITH REMOVABLE 113MM FLANGE, 1.1/2" MULTIFIT OUTLET | 24 |

CHROME

COMBINED SHOWER TRAP & WASTE



| CODE | SIZE | Box |
|--------|---|-----|
| 201969 | ABS 1.1/2" TAIL | 40 |
| 202156 | ABS 1.1/2" TAIL - FAST FLOW TRAP | 40 |
| 202155 | 90MM WITH REMOVABLE 113MM FLANGE, 1.1/2" MULTIFIT OUTLET | 24 |

FLEXIBLE SHOWER OUTLET PIPE

SWIVEL TO COMPRESSION FITTING.



| CODE | SIZE | Box |
|--------|---------------|-----|
| 202165 | 1.1/2" | 20 |

URINAL WASTES

ALL URINAL WASTES HAVE **2.3/8" FLANGE, PLASTIC BACK NUT, 86MM SOLID TAIL**
- UNLESS OTHERWISE STATED. AVOID USING ANY ABRASIVE CLEANERS ON THE WASTES.

DOMED TOP

PLASTIC
- 2.7/16" FLANGE



| CODE | SIZE | Box |
|--------|--------------------|-----|
| 201526 | 1.1/4" | 50 |
| 202206 | 1.1/4" - 45MM TAIL | 50 |
| 201527 | 1.1/2" | 50 |
| 202207 | 1.1/2" - 45MM TAIL | 50 |

BRASS

STAINLESS STEEL DOMED TOP.



| CODE | SIZE | Box |
|--------|--------|-----|
| 201762 | 1.1/4" | 50 |
| 201763 | 1.1/2" | 50 |

HINGED TOP

BRASS

BRASS DOMED TOP.



| CODE | SIZE | Box |
|--------|--------|-----|
| 201590 | 1.1/4" | 50 |
| 201532 | 1.1/2" | 50 |
| 201528 | 2" | 25 |

CARAVAN WASTES

ALL CARAVAN WASTES HAVE **48MM TAIL, PLASTIC BACK NUT AND POLY PLUG**
- UNLESS OTHERWISE STATED. AVOID USING ANY ABRASIVE CLEANERS ON THE WASTES.

3/4"



| CODE | SIZE | Box |
|--------|--|-----|
| 201524 | 2" FLANGE | 100 |
| 201646 | 1.3/4" FLANGE | 100 |
| 201647 | 1.3/4" FLANGE WITH BRASS BACK NUT & PLUG | 50 |

BATH FILLERS

ALL BATH FILLERS ARE **1.1/2" POP-UP WASTES, CP BRASS, ABS OVERFLOW FACE.**
OVERFLOW PROJECTION IS 22MM - UNLESS OTHERWISE STATED. AVOID USING ANY ABRASIVE CLEANERS ON THE WASTES.

MUSHROOM POP-UP

CHROME



| CODE | SIZE | Box |
|--------|--------|-----|
| 202480 | 1.1/2" | 8 |



OVERFLOW PROJECTION ONLY 22MM

SLEEK CONTEMPORARY DESIGN

EASE OF INSTALLATION

CLICKER POP-UP

BLACK (MATT)



| CODE | SIZE | Box |
|--------|--------|-----|
| 204490 | 1.1/2" | 8 |

CHROME



| CODE | SIZE | Box |
|--------|--------|-----|
| 202490 | 1.1/2" | 8 |

BOTTLE TRAPS

ALL BOTTLE TRAPS ARE **CHROME PLATED METAL** WITH **300MM X 35MM PIPE AND WALL FLANGE**.
- UNLESS OTHERWISE STATED. AVOID USING ANY ABRASIVE CLEANERS ON THE BOTTLE TRAPS.

MODERN STYLE TRAP

BRUSHED NICKEL

400MM OUTLET PIPE.



| CODE | SIZE | Box |
|--------|--------|-----|
| 203053 | 1.1/4" | 10 |

BLACK (MATT)

300MM OUTLET PIPE.



| CODE | SIZE | Box |
|--------|--------|-----|
| 204117 | 1.1/4" | 10 |

CHROME

2" SEAL.



| CODE | SIZE | Box |
|--------|----------------|-----|
| 202028 | 1.1/4" - ABS | 10 |
| 202023 | 1.1/4" - BRASS | 10 |

CHROME BRASS

3" SEAL.



| CODE | SIZE | Box |
|--------|---------------------|-----|
| 202117 | 1.1/4" - 300MM PIPE | 10 |
| 202053 | 1.1/4" - 400MM PIPE | 10 |

SQUARE STYLE

CHROME BRASS

3" SEAL WITH SQUARE WALL FLANGE.



| CODE | SIZE | Box |
|--------|---------------------|-----|
| 202163 | 1.1/4" - 300MM PIPE | 10 |

TRADITIONAL STYLE TRAP

CHROME BRASS

3" SEAL. AVAILABLE WITH OR WITHOUT 300MM OUTLET PIPE.



| CODE | SIZE | Box |
|--------|-----------------------------|-----|
| 201082 | 1.1/4" - TRAP ONLY | 40 |
| 202166 | 1.1/4" - TRAP & OUTLET PIPE | 10 |

CHROME BRASS

3" SEAL.



| CODE | SIZE | Box |
|--------|--------------------------|-----|
| 201091 | 1.1/2" - TRAP ONLY | 20 |
| 201102 | 200MM OUTLET PIPE X 40MM | 10 |
| 202132 | 300MM OUTLET PIPE X 32MM | 10 |

ACCESSORIES

BOTTLE TRAP PIPE

CHROME PLATED METAL OUTLET PIPE WITH WALL FLANGE. 35MM FOR USE WITH 1.1/4" BOTTLE TRAP.



| CODE | SIZE | Box |
|--------|-------|-----|
| 201096 | 200MM | 10 |
| 201834 | 300MM | 10 |
| 201976 | 400MM | 10 |

WALL TO FLOOR PIPE

CHROME PLATED METAL OUTLET PIPE WITH FLOORPLATE FOR EXPOSED PIPEWORK. 35MM FOR USE WITH 1.1/4" BOTTLE TRAP.



| CODE | SIZE | Box |
|--------|---------------|-----|
| 202159 | 680MM X 210MM | 10 |

EXTENSION PIECE CP BRASS

CHROME PLATED METAL OUTLET PIPE (NO WALL FLANGE). 35MM FOR USE WITH 1.1/4" BOTTLE TRAP.



| CODE | SIZE | Box |
|--------|--------|-----|
| 226150 | 1500MM | 1 |

TOILET FITTINGS

HIGH LEVEL KIT - CHROME

CHROME PIPE, WHITE ORNATE IRONWORK CISTERN BRACKETS, ORNATE CHROME WALL BRACKET WITH BUFFER, WHITE CERAMIC PULL AND OVAL LINK PULL CHAIN, SHROUD.



| CODE | SIZE | PACK |
|--------|------|------|
| 411540 | 35MM | 1 |



LOW LEVEL KIT - CHROME

CHROME PLATED PIPE AND SHROUD.



| CODE | SIZE | PACK |
|--------|------|------|
| 411560 | 38MM | 1 |

SPARES

CHAINS, PLUGS AND STOPPERS

CHAINS



| CODE | SIZE | Box |
|--------|--|-----|
| 200147 | 12" BASIN - BALL C/W METAL STAY | 250 |
| 200076 | 12" BASIN - BRAZED LINK C/W METAL STAY | 250 |
| 200082 | 12" BASIN - OVAL LINK C/W ABS STAY | 250 |
| 200111 | 18" BATH - BALL C/W S-HOOK | 225 |
| 200122 | 18" BATH - BRAZED LINK C/W S-HOOK | 225 |
| 200128 | 18" BATH - OPEN OVAL LINK C/W S-HOOK | 225 |
| 200088 | 15" SINK - BALL C/W S-HOOK | 250 |
| 200168 | 15" SINK - BALL C/W METAL STAY | 250 |
| 200133 | 15" SINK - BALL C/W WOODSCREW STAY | 250 |
| 201667 | 24" BRAZED OVAL LINK | 200 |

PLUG WITH CHAIN



| CODE | SIZE | Box |
|--------|---|-----|
| 200764 | 1.1/2" BASIN POLY PLUG C/W 12" BALL CHAIN | 150 |
| 201924 | 1.1/2" BASIN CP BRASS PLUG C/W 12" BALL CHAIN | 150 |
| 202255 | 1.3/4" BATH POLY PLUG C/W 18" BALL CHAIN | 150 |
| 201925 | 1.3/4" BATH CP BRASS PLUG C/W 18" BALL CHAIN | 150 |

PLUG C/W TRIANGLE - POLY



| CODE | SIZE | Box |
|--------|--------------------------------------|-----|
| 200833 | 1.1/2" PLUG FOR 1.1/4" WASTE - BLACK | 50 |
| 200842 | 1.1/2" PLUG FOR 1.1/4" WASTE - WHITE | 50 |
| 200837 | 1.3/4" PLUG FOR 1.1/2" WASTE - BLACK | 50 |
| 200844 | 1.3/4" PLUG FOR 1.1/2" WASTE - WHITE | 50 |

PLUG C/W TRIANGLE - CP BRASS



| CODE | SIZE | Box |
|--------|------------------------------|-----|
| 200716 | 1.1/2" PLUG FOR 1.1/4" WASTE | 50 |
| 200739 | 1.3/4" PLUG FOR 1.1/2" WASTE | 50 |

POP-UP PLUG - CP BRASS



| CODE | SIZE | Box |
|--------|---------------------------|-----|
| 200867 | 1.1/2" FOR BASIN ASSEMBLY | 50 |
| 202000 | 1.1/2" FOR BATH ASSEMBLY | 50 |

PLUG SPARES

TRIANGLE & CHAIN STOPPER



| CODE | SIZE | BAG |
|--------|-----------------------------|-----|
| 201119 | TRIANGLE - 10MM X 14G CP | 50 |
| 201052 | CHAIN STOPPER - BRASS DOMED | 250 |

CHAIN STAY



| CODE | SIZE | BAG |
|--------|-----------------------------|-----|
| 201059 | STAY C/W NUT CP BRASS | 50 |
| 201069 | STAY C/W NUT CP ABS | 50 |
| 201076 | STAY C/W WOODSCREW CP BRASS | 50 |

STOPPERS

TAP HOLE



| CODE | SIZE | Box |
|--------|---------------------|-----|
| 201051 | PLAIN FACE - CP ABS | 50 |
| 202118 | WHITE | 50 |

SINK OVERFLOW



| CODE | SIZE | Box |
|--------|-------|-----|
| 201042 | BLACK | 50 |

CISTERN HOLE



| CODE | SIZE | Box |
|--------|--------|-----|
| 344325 | CP ABS | 50 |

BACK NUTS

PLASTIC AND BRASS



| CODE | SIZE | Box |
|--------|------------------------------------|-----|
| 200050 | 1.1/4" PLASTIC (BASIN) | 50 |
| 200051 | 1.1/2" PLASTIC (BATH) | 50 |
| 202146 | 1.1/2" PLASTIC (SINK) | 50 |
| 200025 | 1.1/4" BRASS 2.3/8" FLANGE (BASIN) | 50 |
| 200026 | 1.1/2" BRASS 2.3/4" FLANGE (BATH) | 50 |

MAZAK



| CODE | SIZE | Box |
|--------|---------------------------|-----|
| 200043 | 1.1/4" (BASIN) | 50 |
| 202278 | 1.1/4" CP (BASIN) | 50 |
| 200040 | 1.1/2" (BATH) | 50 |
| 200046 | 1.1/2" (SINK) 90MM FLANGE | 50 |

PEERLESS SPARES


CLICKER / FLIP PLUGS & MECHANISMS

CLICKERS



| CODE | SIZE | BAG |
|--------|---|-----|
| 202430 | BASIN CLICKER PLUG (FOR 201753 & 201773) | 1 |
| 202198 | BATH CLICKER PLUG (FOR 201995 & 202193) | 1 |
| 201315 | BASIN MUSHROOM CLICKER (FOR 201314 & 201317) | 1 |
| 202010 | BATH MUSHROOM CLICKER (FOR 202007 & 202195) | 1 |
| 202016 | BATH MUSHROOM CLICKER (FOR 202015) | 1 |

FLIP PLUG



| CODE | SIZE | BAG |
|--------|--|-----|
| 201882 | BASIN FLIP PLUG (FOR 201876 & 201877) | 1 |

BRASS MECHANISMS



| CODE | SIZE | Box |
|--------|----------------------|-----|
| 202452 | CENTRE THREAD | 1 |
| 202454 | BOTTOM THREAD | 1 |

BASKET STRAINER WASTE SPARES



| CODE | SIZE | Box |
|--------|-------------------------------|-----|
| 201523 | STRAINER DISH ONLY | 1 |
| 201520 | LONG CENTRE SCREW 55MM | 1 |



| CODE | SIZE | Box |
|--------|---------------------------------|-----|
| 201699 | SQUARE OVERFLOW FACE KIT | 1 |

WASTE WASHERS

EASY SEAL BASIN WASHER KIT



| CODE | SIZE | Box |
|--------|-----------------------|-----|
| 201686 | 1.1/4" 3-PIECE | 100 |

'O' RINGS



| CODE | SIZE | BAG |
|--------|--|-----|
| 200666 | CP PLUG 'O' RING PACK - 5 X BASIN & 5 X BATH/SINK | 1 |

BASIN WASHERS



| CODE | SIZE | Box |
|--------|---|-----|
| 202545 | CONICAL WASHER | 1 |
| 202510 | CLICKER PLUG WASHER (FOR 201753 & 201773) | 1 |
| 202515 | MUSHROOM CLICKER PLUG WASHER (FOR 201314 & 201317) | 1 |
| 201231 | BACK NUT WASHER - RUBBER | 1 |

BATH WASHERS



| CODE | SIZE | Box |
|--------|---|-----|
| 200897 | POP-UP PLUG WASHER (FOR 201830, 201991, 200886, 200878 & 201857) | 1 |
| 202530 | CLICKER PLUG WASHER (FOR 201995 & 202193) | 1 |
| 202535 | MUSHROOM CLICKER PLUG WASHER (FOR 202007 & 202195) | 1 |
| 202018 | MUSHROOM CLICKER PLUG (FOR 202015) | 1 |
| 201233 | BACK NUT WASHER - RUBBER | 1 |
| 201835 | POP-UP 'H' WASHER (FOR 201830, 200886, 201991 & 200878) | 1 |

BOTTLE TRAP WASHERS



| CODE | SIZE | Box |
|--------|---|-----|
| 200646 | CP BRASS BOTTLE TRAP PACK 1.1/4" (FOR 201082 & 202166) | 1 |
| 200647 | CP BRASS BOTTLE TRAP PACK 1.1/2" (FOR 201091) | 1 |
| 340116 | CP BRASS BOTTLE TRAP 1.1/4" FLAT INLET WASHER | 1 |
| 340118 | CP BRASS BOTTLE TRAP 1.1/4" TOP HAT INLET WASHER | 1 |

MISCELLANEOUS SPARES

BATH OVERFLOW TUBE



| CODE | SIZE | Box |
|--------|--|-----|
| 201871 | VARIFLEX EXTRA LONG 420MM TO 1400MM | 1 |

BOTTLE TRAP WALL FLANGE



| CODE | SIZE | Box |
|--------|---------------------------|-----|
| 202251 | 1.1/4" BOTTLE TRAP | 1 |

BOTTLE TRAP OUTLET NUT



| CODE | SIZE | Box |
|--------|--------------------------------|-----|
| 201826 | FOR 202117 & 202053 | 1 |

BATH POP-UP EXTENDED SCREW KIT



| CODE | SIZE | Box |
|--------|--------------------------------|-----|
| 202391 | FOR THICK SECTION BATHS | 1 |

PEERLESS WASTES

EMBRASS PEERLESS FILL AND FLUSH VALVES



BOTTOM ENTRY FILL VALVE

- FULLY ADJUSTABLE 8.1/2" - 12"
- SUITABLE FOR HIGH & LOW PRESSURE
- 1/2" BSP BRASS CONNECTION

DUAL FLUSH VALVE

- SUITABLE FOR 1.1/2" & 2" OUTLETS
- 350MM OR 485MM CABLE



SEE PAGE 128 FOR THE FULL RANGE

eden



THE FIVE STAR THERMOSTATIC RADIATOR VALVES

- LIQUID FILLED ELEMENT
- FULLY REVERSIBLE
- AVAILABLE WITH WHITE OR CHROME HEAD
- FROST PROTECTION
- COMPLIES WITH EN215
- MAXIMUM WORKING PRESSURE: 10 BAR
- MAXIMUM DIFFERENTIAL PRESSURE: 0.8 BAR
- MAXIMUM FLOW TEMPERATURE: 120°C



SEE PAGE 62 FOR THE FULL RANGE OF
EDEN THERMOSTATIC RADIATOR VALVES

GENERAL VALVES



| CONTENTS | PAGE | PAGE | |
|--------------------|------|------------------------|---------|
| HOSE UNION BIBTAPS | 28 | CHECK VALVES | 30 |
| STOPCOCKS | 28 | WASHING MACHINE VALVES | 31 |
| GATE VALVES | 29 | WASHING MACHINE / | |
| MT DRAW-OFF COCKS | 29 | APPLIANCE HOSES | 31 |
| PUMP VALVES | 29 | LEVER BALL VALVES | 32 - 33 |
| ISOLATING VALVES | 30 | FLOAT VALVES & FLOATS | 34 |

BIB TAPS

HOSE UNION BIB TAP
- BRASS

MANUFACTURED TO EN 1213 (FORMERLY BS1010).
WRAS APPROVED.



| CODE | SIZE | BAG |
|--------|------|-----|
| 301308 | 1/2" | 5 |
| 301312 | 3/4" | 5 |

HOSE UNION BIB TAP C/W
DCV - DZR

MANUFACTURED TO BS6282.



| CODE | SIZE | BAG |
|--------|------|-----|
| 301317 | 1/2" | 5 |
| 301321 | 3/4" | 5 |

HOSE UNION BIB TAP
LOCKSHIELD - BRASS

C/W LOOSE KEY.
MANUFACTURED TO EN 1213 (FORMERLY BS1010)



| CODE | SIZE | BAG |
|--------|------|-----|
| 301314 | 1/2" | 5 |

HOSE UNION ONLY
- BRASS

| CODE | SIZE | BAG |
|--------|------|-----|
| 301344 | 1/2" | 10 |
| 301348 | 3/4" | 5 |

SPARE LOCKSHIELD KEY

CAN BE USED ON BIB TAPS, LOCKSHIELD STOPCOCKS
AND GATE VALVES



| CODE | SIZE | BAG |
|--------|-----------|-----|
| 301315 | SPARE KEY | 1 |

GARDEN TAP KIT

CONTENTS INCLUDE: 1/2" HOSE UNION BIB TAP,
WALLPLATE ADAPTOR C/W COPPER TUBE 350MM,
15MM DOUBLE CHECK VALVE, 1/2" X 3/4" FLEXIBLE
CONNECTOR 500MM, SELF-CUTTING TEE, PTFE TAPE.



| CODE | SIZE | BAG |
|--------|----------------|-----|
| 301325 | GARDEN TAP KIT | 1 |

WALLPLATE ADAPTOR
C/W COPPER PIPE

| CODE | SIZE | BAG |
|--------|------------------------|-----|
| 334535 | 15MM X 1/2" 350MM PIPE | 1 |
| 334540 | 15MM X 1/2" 600MM PIPE | 1 |

WALLPLATE ELBOW
FI X MDPE

| CODE | SIZE | BAG |
|--------|-------------|-----|
| 326249 | 1/2" x 20MM | 1 |
| 326252 | 3/4" x 25MM | 1 |

STOPCOCKS

STOPCOCKS C x C
- BRASS

MANUFACTURED TO EN 1213 (FORMERLY BS1010
WITH COMPRESSION ENDS TO BS EN 1254-2).
WRAS APPROVED.



| CODE | SIZE | BAG |
|--------|------|-----|
| 301606 | 15MM | 10 |
| 301611 | 22MM | 5 |
| 301615 | 28MM | 1 |

STOPCOCKS C x C
- DZR

MANUFACTURED TO EN 1213 (FORMERLY BS1010
WITH COMPRESSION ENDS TO BS EN 1254-2)



| CODE | SIZE | BAG |
|--------|------|-----|
| 301633 | 15MM | 10 |
| 301638 | 22MM | 5 |
| 301642 | 28MM | 1 |
| 301647 | 35MM | 1 |
| 301651 | 42MM | 1 |
| 301656 | 54MM | 1 |

STOPCOCK LOCKSHIELD
C x C - DZR

C/W LOOSE KEY. MANUFACTURED TO EN 1213
(FORMERLY BS1010 WITH COMPRESSION ENDS TO
BS EN 1254-2)



| CODE | SIZE | BAG |
|--------|------|-----|
| 301660 | 15MM | 10 |
| 301665 | 22MM | 5 |
| 301670 | 28MM | 1 |

STOPCOCKS MDPE
C x POLY - BRASS

MANUFACTURED TO EN 1213 (FORMERLY BS1010
WITH COMPRESSION ENDS TO BS EN 1254-2).
WRAS APPROVED.



| CODE | SIZE | BAG |
|--------|-------------|-----|
| 301624 | 15MM x 20MM | 5 |
| 301629 | 15MM x 25MM | 5 |
| 301630 | 22MM x 25MM | 1 |

STOPCOCKS MDPE
POLY x POLY - BRASS

MANUFACTURED TO EN 1213 (FORMERLY BS1010
WITH COMPRESSION ENDS TO BS EN 1254-2)



| CODE | SIZE | BAG |
|--------|-------------|-----|
| 301626 | 20MM x 20MM | 5 |
| 301631 | 25MM x 25MM | 1 |
| 301632 | 32MM x 32MM | 1 |

STOPCOCKS F x F
- BRASS

MANUFACTURED TO EN 1213 (FORMERLY BS1010
WITH PARALLEL THREADS TO ISO 228)



| CODE | SIZE | BAG |
|--------|------|-----|
| 301687 | 1/2" | 10 |
| 301691 | 3/4" | 5 |

surestop[®]
Protecting property from the risk of water damage

SURESTOP[®]

TURN OFF WATER AT THE FLICK OF A SWITCH.
POWERED BY WATER PRESSURE, NO BATTERIES OR ELECTRICITY.
QUALITY ASSURED BRITISH MANUFACTURER.
UNAFFECTED BY LIMESCALE.
EASY TO INSTALL.

SURESTOP[®] DIRECT

| CODE | SIZE | BAG |
|--------|------|-----|
| 301203 | 15MM | 1 |
| 301213 | 22MM | 1 |

SURESTOP[®] WITH REMOTE
SWITCH

| CODE | SIZE | BAG |
|--------|------|-----|
| 301205 | 15MM | 1 |
| 301215 | 22MM | 1 |

GATE VALVES

GATE VALVES C x C BS5154 - BRASS



| CODE | SIZE | BAG |
|--------|------|-----|
| 302209 | 15MM | 5 |
| 302213 | 22MM | 5 |
| 302218 | 28MM | 5 |

GATE VALVES C x C BS5154 - DZR



| CODE | SIZE | BAG |
|--------|------|-----|
| 302231 | 15MM | 5 |
| 302236 | 22MM | 5 |
| 302240 | 28MM | 5 |
| 302245 | 35MM | 1 |
| 302249 | 42MM | 1 |
| 302254 | 54MM | 1 |

GATE VALVES C x C - BRASS



| CODE | SIZE | BAG |
|--------|------|-----|
| 302263 | 15MM | 5 |
| 302267 | 22MM | 5 |
| 302272 | 28MM | 5 |

GATE VALVE LOCKSHIELD C x C BS5154 - BRASS



| CODE | SIZE | BAG |
|--------|------|-----|
| 302314 | 22MM | 5 |

GATE VALVE LOCKSHIELD C x C - BRASS



| CODE | SIZE | BAG |
|--------|------|-----|
| 302308 | 15MM | 5 |
| 302312 | 22MM | 5 |
| 302317 | 28MM | 5 |

GATE VALVE F x F BS5154 - BRASS



| CODE | SIZE | BAG |
|--------|--------|-----|
| 302402 | 1/4" | 5 |
| 302410 | 1/2" | 5 |
| 302414 | 3/4" | 5 |
| 302419 | 1" | 1 |
| 302423 | 1.1/4" | 1 |
| 302428 | 1.1/2" | 1 |
| 302432 | 2" | 1 |

MT COCKS

MT DRAW OFF COCKS TYPE A



COMPLIES WITH BS 2879 TYPE A. BRASS UNLESS STATED OTHERWISE.

| CODE | SIZE | BAG |
|--------|-------------|-----|
| 303307 | 1/2" | 10 |
| 303339 | 1/2" DZR | 10 |
| 303315 | 1/2" CHROME | 10 |
| 303334 | 3/4" | 10 |

MT DRAW OFF COCK THREADED TYPE B - BRASS



| CODE | SIZE | BAG |
|--------|------|-----|
| 303325 | 1/2" | 50 |

MT DRAW OFF COCKS CAPILLARY TYPE A



COMPLIES WITH BS 2879 TYPE A. BRASS UNLESS STATED OTHERWISE.

| CODE | SIZE | BAG |
|--------|----------------|-----|
| 303321 | 15MM | 10 |
| 303343 | 15MM DZR | 10 |
| 303323 | 15MM CHROME | 10 |
| 310005 | 15MM LONG TAIL | 10 |

MT DRAW OFF COCK TYPE B/C CAPILLARY



| CODE | SIZE | BAG |
|--------|------|-----|
| 303330 | 15MM | 10 |

MT DRAW OFF COCK SELF-CUTTING



| CODE | SIZE | BAG |
|--------|------|-----|
| 303360 | 15MM | 10 |

DRAW OFF ADAPTOR M x F



| CODE | SIZE | BAG |
|--------|-----------------|-----|
| 303347 | 15MM M x 15MM F | 10 |



THE NEW DRAIN-OFF COCK, T-DOC, FEATURES AN INNOVATIVELY ENGINEERED, SOLID BRASS INSERT AND AN UPGRADED O-RING SEAL.

THE ROBUST, SOLID BRASS INSERT AND O-RING SEAT PROVIDES A SECURE CLOSURE FOR THE DRAIN-OFF, ENSURING LEAK-FREE PERFORMANCE AND PREVENTING ANY INSTANCES OF WASHER OBSTRUCTION.



SOLD IN BAG QUANTITIES OF 5. ORDER 1 = BAG OF 5 VALVES.

| CODE | SIZE | BAG |
|--------|----------------|-----|
| 303389 | STANDARD 15MM | 5 |
| 303391 | LONG TAIL 15MM | 5 |
| 303393 | PREMIUM 15MM | 5 |

PUMP VALVES

PUMP VALVE - BALL TYPE



| CODE | SIZE | BAG |
|--------|------|-----|
| 305208 | 22MM | 1 |
| 305212 | 28MM | 1 |

PUMP VALVE - GATE TYPE



| CODE | SIZE | BAG |
|--------|------|-----|
| 305226 | 22MM | 1 |
| 305230 | 28MM | 1 |

PUMP VALVE - BUTTERFLY HANDLE & LEVER HANDLE



| CODE | SIZE | BAG |
|--------|-------------------------|-----|
| 305250 | 22MM BUTTERFLY (SINGLE) | 1 |
| 305255 | 28MM BUTTERFLY (SINGLE) | 1 |
| 305260 | 35MM LEVER (PAIR) | 1 |

PUMP ADAPTORS & UNIONS



| CODE | SIZE | BAG |
|--------|----------------------|-----|
| 305409 | 1.1/2" ADAPTOR SHORT | 1 |
| 305413 | 1.1/2" ADAPTOR LONG | 1 |
| 305418 | 1" UNION SHORT | 1 |

PUMP GASKETS & NUT



| CODE | SIZE | BAG |
|--------|----------------------|-----|
| 305427 | 1.1/2" GASKET FIBRE | 1 |
| 305431 | 1.1/2" GASKET RUBBER | 1 |
| 305435 | 1.1/2" NUT | 1 |

ISOLATING VALVES

ISOLATING VALVES C x C - BRASS

WRAS APPROVED.



| CODE | SIZE | BAG |
|--------|------|-----|
| 304605 | 15MM | 10 |
| 304623 | 22MM | 10 |

ISOLATING VALVES C x C - CHROME

WRAS APPROVED.



| CODE | SIZE | BAG |
|--------|------|-----|
| 304609 | 15MM | 10 |
| 304627 | 22MM | 10 |

ISOLATING VALVE C x C C/W LEVER - BRASS



| CODE | SIZE | BAG |
|--------|------|-----|
| 304614 | 15MM | 10 |

ISOLATING VALVES C x C C/W LEVER - CHROME

WRAS APPROVED.



| CODE | SIZE | BAG |
|--------|------|-----|
| 304618 | 15MM | 10 |
| 304628 | 22MM | 10 |

ISOLATING VALVE HEAVY PATTERN FULL BORE C x C - BRASS



| CODE | SIZE | BAG |
|--------|------|-----|
| 304611 | 15MM | 10 |

ISOLATING VALVES FULL BORE C x C - CHROME



| CODE | SIZE | BAG |
|--------|-----------------------|-----|
| 304613 | 15MM | 10 |
| 304616 | 15MM C/W BLACK HANDLE | 10 |
| 304635 | 22MM | 10 |

ISOLATING VALVE FLAT FACED - CHROME



| CODE | SIZE | BAG |
|--------|--------------------|-----|
| 304621 | 15MM x 1/2" | 10 |
| 304622 | 15MM x 3/8" | 10 |
| 304805 | 15MM x 1/2" ANGLED | 10 |

ISOLATING VALVE ANGLE C x C - CHROME



| CODE | SIZE | BAG |
|--------|------|-----|
| 304802 | 15MM | 10 |

SERVICE VALVES STRAIGHT C x SWIVEL NUT - CHROME

WRAS APPROVED.



| CODE | SIZE | BAG |
|--------|-------------|-----|
| 304807 | 15MM x 1/2" | 10 |
| 304811 | 22MM x 3/4" | 10 |

SERVICE VALVES ANGLE C x SWIVEL NUT - CHROME

WRAS APPROVED.



| CODE | SIZE | BAG |
|--------|-------------|-----|
| 304829 | 15MM x 1/2" | 10 |

CHECK VALVES

SINGLE CHECK VALVES C x C - BRASS

WRAS APPROVED.



| CODE | SIZE | BAG |
|--------|------|-----|
| 307608 | 15MM | 10 |
| 307612 | 22MM | 10 |
| 307617 | 28MM | 1 |

DOUBLE CHECK VALVES C x C - DZR



| CODE | SIZE | BAG |
|--------|------|-----|
| 307207 | 15MM | 10 |
| 307218 | 22MM | 5 |
| 307220 | 28MM | 5 |
| 307222 | 35MM | 1 |
| 307224 | 42MM | 1 |
| 307226 | 54MM | 1 |

DOUBLE CHECK VALVE C x C - DZR CHROME

WRAS APPROVED.



| CODE | SIZE | BAG |
|--------|------|-----|
| 307211 | 15MM | 10 |

DOUBLE CHECK VALVE C x C C/W ISOLATING VALVE - CP DZR

WRAS APPROVED.



| CODE | SIZE | BAG |
|--------|------|-----|
| 307215 | 15MM | 10 |

DOUBLE CHECK VALVES F x F - DZR



| CODE | SIZE | BAG |
|--------|------|-----|
| 307230 | 1/2" | 10 |
| 307233 | 3/4" | 5 |
| 307236 | 1" | 1 |

SPRING CHECK VALVES F x F - BRASS



| CODE | SIZE | BAG |
|--------|--------|-----|
| 307630 | 1/2" | 10 |
| 307641 | 3/4" | 5 |
| 307645 | 1" | 1 |
| 307648 | 1.1/4" | 1 |
| 307651 | 1.1/2" | 1 |
| 307654 | 2" | 1 |

SWING CHECK VALVES F x F - BRASS



| CODE | SIZE | BAG |
|--------|--------|-----|
| 355310 | 1/2" | 10 |
| 355315 | 3/4" | 5 |
| 355320 | 1" | 1 |
| 355325 | 1.1/4" | 1 |
| 355330 | 1.1/2" | 1 |
| 355335 | 2" | 1 |

SPRING SAFETY VALVE

3 BAR BLOW-OFF PRESSURE. FOR USE IN GRAVITY HEATING SYSTEMS.



| CODE | SIZE | BAG |
|--------|----------------|-----|
| 307634 | 1/2" BSPT MALE | 10 |

NOW AVAILABLE



PEGASUS PRESSFIT VALVES



SEE PAGE 11

WASHING MACHINE VALVES

WASHING MACHINE VALVE STRAIGHT



| CODE | SIZE | BAG |
|--------|---------------------------|-----|
| 392410 | 15MM x 3/4" | 10 |
| 392406 | 15MM x 3/4" HEAVY PATTERN | 10 |

WASHING MACHINE VALVE ANGLE



| CODE | SIZE | BAG |
|--------|-------------|-----|
| 392415 | 15MM x 3/4" | 10 |

WASHING MACHINE VALVE TEE



| CODE | SIZE | BAG |
|--------|-------------|-----|
| 392419 | 15MM x 3/4" | 5 |

WASHING MACHINE VALVE/ DUAL APPLIANCE TEE

ALLOWS YOU TO RUN TWO APPLIANCES OFF ONE INCOMING PIECE OF PIPE.



| CODE | SIZE | BAG |
|--------|--------------------|-----|
| 392430 | 15MM x 3/4" x 3/4" | 10 |

WASHING MACHINE VALVE C/W CHECK VALVE



| CODE | SIZE | BAG |
|--------|-------------|-----|
| 392412 | 15MM x 3/4" | 10 |

WASHING MACHINE VALVE C/W BACKPLATE



| CODE | SIZE | BAG |
|--------|-------------|-----|
| 392428 | 15MM x 3/4" | 10 |

WASHING MACHINE VALVE SELF CUTTING



| CODE | SIZE | BAG |
|--------|-------------|-----|
| 392424 | 15MM x 3/4" | 10 |

WASHING MACHINE & APPLIANCE HOSES

WASHING MACHINE INLET HOSE



| CODE | SIZE | BAG |
|--------|-------------|-----|
| 392442 | RED - 1.5M | 1 |
| 392446 | BLUE - 1.5M | 1 |
| 392451 | RED - 2.5M | 1 |
| 392455 | BLUE - 2.5M | 1 |

OUTLET HOSE



| CODE | SIZE | BAG |
|--------|------|-----|
| 392465 | 1.5M | 1 |
| 392475 | 2.5M | 1 |

VENDING MACHINE HOSE



| CODE | SIZE | BAG |
|--------|------|-----|
| 392460 | 1.5M | 1 |

WASHING MACHINE & APPLIANCE FITTINGS

PLUMBING OUT KIT (DRAIN-AWAY KIT)

IDEAL WHEN INSTALLING A WASHING MACHINE OR DISHWASHER, THE KIT ALLOWS FOR A SIMPLE CONNECTION TO ANY 32MM OR 40MM WASTE PIPE. SUPPLIED WITH EASY BORING STEEL CUTTER AND BUILT-IN NON-RETURN VALVE.



| CODE | SIZE | BAG |
|--------|------------------|-----|
| 392528 | PLUMBING OUT KIT | 1 |

HOSE ADAPTOR STRAIGHT



| CODE | SIZE | BAG |
|--------|-------------------|-----|
| 392500 | 3/4" x 3/8" INLET | 1 |

HOSE ADAPTOR BENT



| CODE | SIZE | BAG |
|--------|-------------------|-----|
| 392505 | 3/4" x 3/8" INLET | 1 |

HOSE JOINER - Y PIECE



| CODE | SIZE | BAG |
|--------|---------|-----|
| 392490 | Y PIECE | 1 |

OUTLET HOSE CONNECTOR



| CODE | SIZE | BAG |
|--------|-----------|-----|
| 392530 | 17MM | 1 |
| 392535 | 22MM | 1 |
| 392533 | 17MM/22MM | 1 |

PLASTIC HOOK FOR OUTLET HOSE



| CODE | SIZE | BAG |
|--------|--------------|-----|
| 392478 | PLASTIC HOOK | 1 |

INLET ADAPTOR M X M



| CODE | SIZE | BAG |
|--------|------|-----|
| 392525 | 3/4" | 1 |

HOSE FILTER



| CODE | SIZE | BAG |
|--------|------|-----|
| 392485 | 3/4" | 1 |

HOSE WASHER



| CODE | SIZE | BAG |
|--------|------|-----|
| 392495 | 3/4" | 1 |



**LEVER BALL VALVES FULL BORE
- GAS & WRAS APPROVED**


QUARTER TURN FULL BORE. CE MARKED.
RATED PN25 (CxC) & PN40 (FxF). MAXIMUM
TEMPERATURE 85°C. GAS & WRAS APPROVED.

YELLOW HANDLE C x C

| CODE | SIZE | BAG |
|--------|------|-----|
| 305715 | 15MM | 1 |
| 305720 | 22MM | 1 |
| 305724 | 28MM | 1 |
| 305729 | 35MM | 1 |
| 305733 | 42MM | 1 |
| 305738 | 54MM | 1 |

YELLOW HANDLE F x F

| CODE | SIZE | BAG |
|--------|--------|-----|
| 304408 | 1/4" | 1 |
| 304412 | 3/8" | 1 |
| 304417 | 1/2" | 1 |
| 304421 | 3/4" | 1 |
| 304426 | 1" | 1 |
| 304430 | 1.1/4" | 1 |
| 304435 | 1.1/2" | 1 |
| 304439 | 2" | 1 |

**LEVER BALL VALVES FULL BORE
- WRAS APPROVED**


QUARTER TURN FULL BORE LEVER BALL VALVES.
CE MARKED. RATED PN25 (CxC) & PN40 (FxF).
MAXIMUM TEMPERATURE 85°C. WRAS APPROVED.

RED HANDLE C x C

| CODE | SIZE | BAG |
|--------|------|-----|
| 305740 | 15MM | 1 |
| 305742 | 22MM | 1 |
| 305744 | 28MM | 1 |
| 305746 | 35MM | 1 |
| 305748 | 42MM | 1 |
| 305750 | 54MM | 1 |

BLUE HANDLE C x C

| CODE | SIZE | BAG |
|--------|------|-----|
| 305760 | 15MM | 1 |
| 305762 | 22MM | 1 |
| 305764 | 28MM | 1 |
| 305766 | 35MM | 1 |
| 305768 | 42MM | 1 |
| 305770 | 54MM | 1 |

RED HANDLE F x F

| CODE | SIZE | BAG |
|--------|--------|-----|
| 304450 | 1/4" | 1 |
| 304452 | 3/8" | 1 |
| 304454 | 1/2" | 1 |
| 304456 | 3/4" | 1 |
| 304458 | 1" | 1 |
| 304460 | 1.1/4" | 1 |
| 304462 | 1.1/2" | 1 |
| 304464 | 2" | 1 |

BLUE HANDLE F x F

| CODE | SIZE | BAG |
|--------|--------|-----|
| 304480 | 1/4" | 1 |
| 304482 | 3/8" | 1 |
| 304484 | 1/2" | 1 |
| 304486 | 3/4" | 1 |
| 304488 | 1" | 1 |
| 304490 | 1.1/4" | 1 |
| 304492 | 1.1/2" | 1 |
| 304494 | 2" | 1 |

**LEVER BALL VALVES FULL BORE
DUAL HANDLE - COMPRESSION**


QUARTER TURN WITH COMPRESSION ENDS TO
BS EN 1254-2. FULL BORE. CE MARKED. WRAS.
RATED PN25. SUPPLIED WITH BLUE & RED HANDLES.

BLUE & RED HANDLE C x C

| CODE | SIZE | BAG |
|--------|------|-----|
| 305780 | 15MM | 1 |
| 305782 | 22MM | 1 |
| 305784 | 28MM | 1 |

LEVER BALL VALVES STANDARD - COMPRESSION



QUARTER TURN WITH COMPRESSION ENDS TO BS EN 1254-2. RATED PN25.

RED HANDLE C x C

| CODE | SIZE | BAG |
|--------|------|-----|
| 305615 | 15MM | 1 |
| 305620 | 22MM | 1 |
| 305624 | 28MM | 1 |
| 305629 | 35MM | 1 |
| 305633 | 42MM | 1 |
| 305638 | 54MM | 1 |

BLUE HANDLE C x C

| CODE | SIZE | BAG |
|--------|------|-----|
| 305515 | 15MM | 1 |
| 305520 | 22MM | 1 |
| 305524 | 28MM | 1 |
| 305529 | 35MM | 1 |
| 305534 | 42MM | 1 |
| 305538 | 54MM | 1 |

BLACK HANDLE C/W RED & BLUE BANDS C x C

| CODE | SIZE | BAG |
|--------|------|-----|
| 305516 | 15MM | 1 |
| 305521 | 22MM | 1 |
| 305526 | 28MM | 1 |

LEVER BALL VALVES STANDARD - FEMALE



QUARTER TURN LEVER BALL VALVES WITH PARALLEL FEMALE THREADS TO ISO 28 (FORMERLY BS 2779). RATED PN32.

RED HANDLE F x F

| CODE | SIZE | BAG |
|--------|--------|-----|
| 304309 | 1/4" | 1 |
| 304315 | 3/8" | 1 |
| 304321 | 1/2" | 1 |
| 304327 | 3/4" | 1 |
| 304333 | 1" | 1 |
| 304339 | 1.1/4" | 1 |
| 304345 | 1.1/2" | 1 |
| 304349 | 2" | 1 |

BLUE HANDLE F x F

| CODE | SIZE | BAG |
|--------|--------|-----|
| 304311 | 1/4" | 1 |
| 304317 | 3/8" | 1 |
| 304323 | 1/2" | 1 |
| 304330 | 3/4" | 1 |
| 304336 | 1" | 1 |
| 304342 | 1.1/4" | 1 |
| 304347 | 1.1/2" | 1 |
| 304353 | 2" | 1 |

BUTTERFLY BALL VALVES STANDARD - COMPRESSION



QUARTER TURN WITH COMPRESSION ENDS TO BS EN 1254-2. RATED PN25.

RED HANDLE C x C

| CODE | SIZE | BAG |
|--------|----------------|-----|
| 305660 | 15MM | 1 |
| 305680 | 15MM FULL BORE | 1 |
| 305665 | 22MM | 1 |
| 305685 | 22MM FULL BORE | 1 |

BLUE HANDLE C x C

| CODE | SIZE | BAG |
|--------|----------------|-----|
| 305560 | 15MM | 1 |
| 305580 | 15MM FULL BORE | 1 |
| 305565 | 22MM | 1 |
| 305585 | 22MM FULL BORE | 1 |

NOW AVAILABLE



PEGASUS PRESSFIT VALVES



SEE PAGE 11

FLOAT VALVES

DESIGNED WITH INTERCHANGEABLE PARTS TO MAKE REPLACEMENT EASY. FOR USE WITH BOTH HOT AND COLD WATER SUPPLIES. RECOMMENDED OPERATING TEMPERATURE 0 - 85°C

**HIGH PRESSURE PART 1
SIDE ENTRY BS1212**



| CODE | SIZE | BAG |
|--------|-------------------------------|-----|
| 306206 | 1/2" (8.3/4" ARM, NYLON SEAT) | 1 |
| 306285 | 1/2" (10" ARM, NYLON SEAT) | 1 |
| 306212 | 3/4" (13" ARM, NYLON SEAT) | 1 |
| 306214 | 1" (16" ARM, BRASS SEAT) | 1 |
| 306218 | 1.1/4" (16" ARM, BRASS SEAT) | 1 |
| 306220 | 1.1/2" (18" ARM, BRASS SEAT) | 1 |
| 306222 | 2" (22" ARM, BRASS SEAT) | 1 |

**LOW PRESSURE PART 1
SIDE ENTRY BS1212**



| CODE | SIZE | BAG |
|--------|-------------------|-----|
| 306135 | 1/2" (NYLON SEAT) | 1 |
| 306144 | 3/4" (NYLON SEAT) | 1 |
| 306149 | 1" (NYLON SEAT) | 1 |

**HIGH PRESSURE PART 1
BOTTOM ENTRY BS1212**



| CODE | SIZE | BAG |
|--------|-------------------------------|-----|
| 306208 | 1/2" (8.3/4" ARM, NYLON SEAT) | 1 |

**LOW PRESSURE PART 1
BOTTOM ENTRY BS1212**



| CODE | SIZE | BAG |
|--------|-------------------|-----|
| 306140 | 1/2" (NYLON SEAT) | 1 |

**HIGH PRESSURE PART 2
SIDE ENTRY BS1212**



| CODE | SIZE | BAG |
|--------|-------------------|-----|
| 306224 | 1/2" (NYLON SEAT) | 1 |
| 306247 | 3/4" (NYLON SEAT) | 1 |

**LOW PRESSURE PART 2
SIDE ENTRY BS1212**



| CODE | SIZE | BAG |
|--------|-------------------|-----|
| 306250 | 1/2" (NYLON SEAT) | 1 |
| 306255 | 3/4" (NYLON SEAT) | 1 |

**HIGH PRESSURE PART 2
BOTTOM ENTRY BS1212**



| CODE | SIZE | BAG |
|--------|-------------------|-----|
| 306229 | 1/2" (NYLON SEAT) | 1 |

**LOW PRESSURE PART 2
BOTTOM ENTRY BS1212**



| CODE | SIZE | BAG |
|--------|-------------------|-----|
| 306242 | 1/2" (NYLON SEAT) | 1 |

FLOATS

**PLASTIC FLOAT
- CYLINDRICAL**



WITH BRASS INSERT

| CODE | SIZE | BAG |
|--------|----------------------------|-----|
| 306709 | 4.1/2" (WITH 5/16" THREAD) | 1 |

PLASTIC FLOAT - ROUND



WITH BRASS INSERT

| CODE | SIZE | BAG |
|--------|----------------------------|-----|
| 306708 | 4.1/2" (WITH 5/16" THREAD) | 1 |
| 306710 | 5" (WITH 5/16" THREAD) | 1 |
| 306713 | 6" (WITH 5/16" THREAD) | 1 |
| 306714 | 8" (WITH 7/16" THREAD) | 1 |
| 306716 | 10" (WITH 9/16" THREAD) | 1 |
| 306718 | 12" (WITH 5/8" THREAD) | 1 |

COPPER FLOAT - ROUND



38°C MAXIMUM

| CODE | SIZE | BAG |
|--------|----------------------------|-----|
| 306712 | 4.1/2" (WITH 5/16" THREAD) | 1 |
| 306720 | 5" (WITH 5/16" THREAD) | 1 |
| 306721 | 6" (WITH 5/16" THREAD) | 1 |
| 306722 | 8" (WITH 7/16" THREAD) | 1 |
| 306724 | 10" (WITH 9/16" THREAD) | 1 |
| 306725 | 12" (WITH 5/8" THREAD) | 1 |

GENERAL VALVES

| VALVE SIZE | ARM LENGTH | RECOMMENDED FLOAT SIZE | THREAD SIZE | TAIL LENGTH |
|------------|------------|------------------------|-------------|-------------|
| 1/2" | 8.3/4" | 4.1/2" - 6" | 5/16" | 1.3/8" |
| 3/4" | 13" | 4.1/2" - 6" | 5/16" | 1.1/2" |
| 1" | 16" | 8" | 7/16" | 1.1/2" |
| 1.1/4" | 16" | 10" - 12" | 9/16" | 1.3/4" |
| 1.1/2" | 18" | 10" - 12" | 5/8" | 1.3/4" |
| 2" | 22" | 10" - 12" | 5/8" | 2" |

SEE PAGE 131 FOR
FLOAT VALVE SPARES

FLEXIBLE TAP CONNECTORS



| CONTENTS | PAGE |
|--|-------------|
| EP BRAIDED FLEXIBLE TAP CONNECTORS | 36 |
| HYDRAELECTRIC PUSHFIT FLEXIBLE TAP CONNECTORS | 36 |
| TESLA MONOBLOC TAP ADAPTORS | 36 |

BRAIDED FLEXIBLE TAP CONNECTORS



STANDARD BORE C x F



| CODE | SIZE | BAG |
|--------|---------------------|-----|
| 324633 | 15MM x 1/2" x 150MM | 10 |
| 324642 | 15MM x 3/4" x 150MM | 10 |
| 324646 | 22MM x 3/4" x 150MM | 10 |
| 324631 | 15MM x 3/8" x 300MM | 10 |
| 324634 | 15MM x 1/2" x 300MM | 10 |
| 324510 | 15MM x 1/2" x 300MM | 10 |
| 324643 | 15MM x 3/4" x 300MM | 10 |
| 324525 | 15MM x 3/4" x 300MM | 10 |
| 324645 | 22MM x 3/4" x 300MM | 10 |
| 324535 | 22MM x 3/4" x 300MM | 10 |
| 324636 | 15MM x 1/2" x 500MM | 10 |
| 324512 | 15MM x 1/2" x 500MM | 10 |
| 324644 | 15MM x 3/4" x 500MM | 10 |
| 324530 | 15MM x 3/4" x 500MM | 10 |
| 324647 | 22MM x 3/4" x 500MM | 10 |
| 324540 | 22MM x 3/4" x 500MM | 10 |
| 324638 | 15MM x 1/2" x 900MM | 10 |
| 324640 | 15MM x 3/4" x 900MM | 10 |
| 324649 | 22MM x 3/4" x 900MM | 10 |

LARGE BORE C x F



| CODE | SIZE | BAG |
|--------|---------------------|-----|
| 324542 | 15MM x 1/2" x 300MM | 5 |
| 324544 | 15MM x 3/4" x 300MM | 5 |
| 324546 | 22MM x 3/4" x 300MM | 5 |
| 324548 | 22MM x 3/4" x 500MM | 5 |

STANDARD BORE C/W ISOLATING VALVE C x F



| CODE | SIZE | BAG |
|--------|---------------------|-----|
| 324652 | 15MM x 1/2" x 300MM | 10 |
| 324515 | 15MM x 1/2" x 300MM | 10 |
| 324654 | 15MM x 3/4" x 300MM | 5 |
| 324656 | 22MM x 3/4" x 300MM | 5 |
| 324520 | 22MM x 3/4" x 300MM | 5 |
| 324517 | 15MM x 1/2" x 500MM | 5 |
| 324655 | 15MM x 3/4" x 500MM | 5 |
| 324657 | 22MM x 3/4" x 500MM | 5 |

LARGE BORE C/W ISOLATING VALVE C x F



| CODE | SIZE | BAG |
|--------|---------------------|-----|
| 324550 | 15MM x 1/2" x 300MM | 10 |

DOUBLE ENDED STANDARD BORE F x F



| CODE | SIZE | BAG |
|--------|---------------------|-----|
| 324600 | 1/2" x 1/2" x 300MM | 10 |
| 324590 | 1/2" x 1/2" x 300MM | 10 |
| 324608 | 1/2" x 3/4" x 300MM | 5 |
| 324610 | 3/4" x 3/4" x 300MM | 10 |
| 324605 | 1/2" x 1/2" x 500MM | 10 |

TUBE TO TUBE STANDARD BORE C x C



| CODE | SIZE | BAG |
|--------|---------------------|-----|
| 324665 | 15MM x 15MM x 300MM | 10 |
| 324580 | 15MM x 15MM x 300MM | 10 |
| 324669 | 22MM x 22MM x 300MM | 10 |
| 324666 | 15MM x 15MM x 500MM | 10 |
| 324672 | 22MM x 22MM x 500MM | 5 |

TUBE TO TUBE LARGE BORE C x C



| CODE | SIZE | BAG |
|--------|---------------------|-----|
| 324582 | 15MM x 15MM x 300MM | 10 |
| 324588 | 15MM x 15MM x 500MM | 5 |

TUBE TO TUBE STANDARD BORE C/W ISOLATING VALVE C x C



| CODE | SIZE | BAG |
|--------|---------------------|-----|
| 324667 | 15MM x 15MM x 500MM | 10 |

FLEXIBLE TAP TAILS - MONOBLOC STANDARD BORE C x M (SOLD IN PAIRS)



| CODE | SIZE | BAG |
|--------|---------------------|-----|
| 324675 | 15MM x 10MM x 300MM | 1 |
| 324560 | 15MM x 10MM x 300MM | 1 |
| 324679 | 15MM x 12MM x 300MM | 1 |
| 324565 | 15MM x 12MM x 300MM | 1 |

HYDRAELECTRIC BRAIDED FLEXIBLE TAP CONNECTORS



PUSHFIT STANDARD BORE C x F



| CODE | SIZE | BAG |
|--------|---------------------|-----|
| 324705 | 15MM x 1/2" x 300MM | 10 |
| 324709 | 15MM x 3/4" x 300MM | 10 |
| 324714 | 22MM x 3/4" x 300MM | 10 |

PUSHFIT STANDARD BORE C/W ISOLATING VALVE C x F



| CODE | SIZE | BAG |
|--------|---------------------|-----|
| 324720 | 15MM x 1/2" x 300MM | 10 |

TUBE TO TUBE STANDARD BORE C/W ISOLATING VALVE C x C



| CODE | SIZE | BAG |
|--------|---------------------|-----|
| 324740 | 15MM x 15MM x 300MM | 10 |

TESLA MONOBLOC TAP ADAPTORS



CAN BE FITTED STRAIGHT INTO A 15MM ISOLATING VALVE, CREATING A FLAT FACE FOR THE FLEXIBLE HOSE SWIVEL NUTS, THUS PREVENTING DAMAGE AND LEAKS.

- QUICK INSTALLATION
- WRAS APPROVED
- BLISTER PACKED IN PAIRS




| CODE | SIZE | BAG |
|--------|--------------------|-----|
| 324750 | 15MM x 1/2" (PAIR) | 1 |
| 324752 | 15MM x 3/8" (PAIR) | 1 |

FLEXIBLE TAP CONNECTORS

COMPRESSION FITTINGS



| CONTENTS | PAGE |
|--------------------------------|----------------|
| COMPACT FITTINGS | 38 - 39 |
| HEAVY PATTERN FITTINGS | 40 - 41 |
| DZR FITTINGS | 42 |
| CHROME FITTINGS | 43 |
| ADAPTORS & COUPLERS | 44 |
| COPPER TUBE | 44 |

COMPACT COMPRESSION FITTINGS ARE STAMPED 'P1', MANUFACTURED TO BS EN1254-2, SUITABLE FOR WATER AND 1ST, 2ND & 3RD FAMILY GASES. WRAS APPROVED AND SUPPLIED WITH COPPER OLIVES. 

COMPACT COMPRESSION FITTINGS

COMPRESSION FITTINGS BUCKET



15MM COUPLER X 20; 22MM COUPLER X 10;
15MM ELBOW X 20; 22MM ELBOW X 10;
15MM TEE X 10; 22MM TEE X 10;
15MM X 1/2" MI COUPLER X 10;
15MM STOPEND X 10

| CODE | SIZE | BAG |
|--------|------------------------|-----|
| 318011 | COMPRESSION BUCKET 100 | 1 |

COUPLER C X C



| CODE | SIZE | BAG |
|--------|------|-----|
| 318015 | 8MM | 10 |
| 318017 | 10MM | 10 |
| 318019 | 12MM | 10 |
| 318025 | 15MM | 10 |
| 318027 | 22MM | 10 |
| 318029 | 28MM | 10 |
| 318031 | 35MM | 1 |
| 318032 | 42MM | 1 |
| 318033 | 54MM | 1 |

SLIP COUPLER C X C



| CODE | SIZE | BAG |
|--------|------|-----|
| 318170 | 15MM | 10 |
| 318175 | 22MM | 10 |

REPAIR COUPLER C X C



| CODE | SIZE | BAG |
|--------|-------------|-----|
| 318037 | 15MM x 80MM | 10 |

REDUCING COUPLER C X C



| CODE | SIZE | BAG |
|--------|-------------|-----|
| 318152 | 10MM x 8MM | 10 |
| 318154 | 15MM x 8MM | 10 |
| 318156 | 15MM x 10MM | 10 |
| 318158 | 15MM x 12MM | 10 |
| 318160 | 22MM x 15MM | 10 |
| 318162 | 28MM x 22MM | 10 |

REDUCER - 1 PART



| CODE | SIZE | BAG |
|--------|---------------|-----|
| 321912 | 15MM x 8/10MM | 25 |
| 321910 | 15MM x 10MM | 25 |
| 321911 | 22MM x 15MM | 25 |

REDUCER SET - 3 PART



| CODE | SIZE | BAG |
|--------|-------------|-----|
| 321913 | 10MM x 8MM | 20 |
| 321914 | 15MM x 8MM | 20 |
| 321919 | 15MM x 10MM | 20 |
| 321921 | 15MM x 12MM | 20 |
| 321923 | 22MM x 15MM | 10 |
| 321928 | 28MM x 15MM | 10 |
| 321930 | 28MM x 22MM | 10 |
| 321932 | 35MM x 15MM | 10 |
| 321933 | 35MM x 22MM | 1 |
| 321936 | 35MM x 28MM | 1 |
| 321937 | 42MM x 15MM | 1 |
| 321939 | 42MM x 22MM | 1 |
| 321940 | 42MM x 28MM | 1 |
| 321944 | 42MM x 35MM | 1 |
| 321943 | 54MM x 22MM | 1 |
| 321942 | 54MM x 28MM | 1 |
| 321941 | 54MM x 35MM | 1 |
| 321947 | 54MM x 42MM | 1 |

COUPLER MALE C X MI (NO FLANGE)



| CODE | SIZE | BAG |
|--------|-------------|-----|
| 318059 | 15MM x 1/2" | 10 |
| 318067 | 22MM x 3/4" | 10 |

COUPLER MALE C X MI



| CODE | SIZE | BAG |
|--------|---------------|-----|
| 318039 | 8MM x 1/4" | 10 |
| 318041 | 8MM x 3/8" | 10 |
| 318043 | 10MM x 1/4" | 10 |
| 318045 | 10MM x 3/8" | 10 |
| 318047 | 10MM x 1/2" | 10 |
| 318051 | 15MM x 1/4" | 10 |
| 318056 | 15MM x 3/8" | 10 |
| 318058 | 15MM x 1/2" | 10 |
| 318060 | 15MM x 3/4" | 10 |
| 318062 | 22MM x 1/2" | 10 |
| 318066 | 22MM x 3/4" | 10 |
| 318068 | 22MM x 1" | 10 |
| 318069 | 28MM x 3/4" | 10 |
| 318070 | 28MM x 1" | 5 |
| 318072 | 35MM x 1.1/4" | 1 |
| 318074 | 42MM x 1.1/2" | 1 |
| 318076 | 54MM x 2" | 1 |

COUPLER FEMALE C X FI



| CODE | SIZE | BAG |
|--------|---------------|-----|
| 318102 | 8MM x 1/4" | 10 |
| 318104 | 10MM x 1/4" | 10 |
| 318108 | 10MM x 3/8" | 10 |
| 318106 | 10MM x 1/2" | 10 |
| 318110 | 15MM x 1/4" | 10 |
| 318112 | 15MM x 3/8" | 10 |
| 318114 | 15MM x 1/2" | 10 |
| 318116 | 15MM x 3/4" | 10 |
| 318117 | 22MM x 1/2" | 10 |
| 318118 | 22MM x 3/4" | 10 |
| 318120 | 22MM x 1" | 10 |
| 318121 | 28MM x 3/4" | 10 |
| 318122 | 28MM x 1" | 10 |
| 318124 | 35MM x 1.1/4" | 1 |
| 318126 | 42MM x 1.1/2" | 1 |
| 318128 | 54MM x 2" | 1 |

FLANGED TANK CONNECTOR



| CODE | SIZE | BAG |
|--------|------|-----|
| 318528 | 15MM | 10 |
| 318530 | 22MM | 10 |
| 318532 | 28MM | 10 |
| 318534 | 35MM | 1 |

ELBOW C X C



| CODE | SIZE | BAG |
|--------|-------------|-----|
| 318204 | 8MM | 10 |
| 318206 | 10MM | 10 |
| 318208 | 12MM | 10 |
| 318210 | 15MM | 10 |
| 318212 | 22MM | 10 |
| 318214 | 28MM | 10 |
| 318216 | 35MM | 1 |
| 318218 | 42MM | 1 |
| 318220 | 54MM | 1 |
| 318230 | 22MM x 15MM | 10 |

ELBOW MALE C X MI



| CODE | SIZE | BAG |
|--------|---------------|-----|
| 318234 | 8MM x 1/4" | 10 |
| 318236 | 10MM x 1/4" | 10 |
| 318238 | 10MM x 3/8" | 10 |
| 318239 | 15MM x 3/8" | 10 |
| 318240 | 15MM x 1/2" | 10 |
| 318242 | 15MM x 3/4" | 10 |
| 318244 | 22MM x 3/4" | 10 |
| 318246 | 22MM x 1" | 10 |
| 318248 | 28MM x 1" | 10 |
| 318250 | 35MM x 1.1/4" | 1 |
| 318252 | 42MM x 1.1/2" | 1 |
| 318254 | 54MM x 2" | 1 |

ELBOW FEMALE C x FI



| CODE | SIZE | BAG |
|--------|---------------|-----|
| 318280 | 15MM x 1/2" | 10 |
| 318282 | 22MM x 3/4" | 10 |
| 318284 | 22MM x 1" | 10 |
| 318286 | 28MM x 1" | 10 |
| 318288 | 35MM x 1.1/4" | 1 |
| 318290 | 42MM x 1.1/2" | 1 |
| 318292 | 54MM x 2" | 1 |

WALLPLATE ELBOW C x FI



| CODE | SIZE | BAG |
|--------|-------------|-----|
| 318550 | 15MM x 1/2" | 10 |
| 318552 | 22MM x 3/4" | 10 |

TEE C x C x C



| CODE | SIZE | BAG |
|--------|------|-----|
| 318304 | 8MM | 10 |
| 318306 | 10MM | 10 |
| 318308 | 12MM | 10 |
| 318310 | 15MM | 10 |
| 318312 | 22MM | 10 |
| 318314 | 28MM | 5 |
| 318316 | 35MM | 1 |
| 318318 | 42MM | 1 |
| 318320 | 54MM | 1 |

REDUCING TEE - BRANCH C x C x C



| CODE | SIZE | BAG |
|--------|--------------------|-----|
| 318420 | 22MM x 22MM x 15MM | 10 |
| 318430 | 28MM x 28MM x 15MM | 10 |
| 318445 | 28MM x 28MM x 22MM | 10 |
| 318450 | 35MM x 35MM x 28MM | 1 |
| 318455 | 42MM x 42MM x 35MM | 1 |
| 318460 | 54MM x 54MM x 42MM | 1 |

REDUCING TEE - END C x C x C



| CODE | SIZE | BAG |
|--------|--------------------|-----|
| 318415 | 22MM x 15MM x 22MM | 10 |
| 318425 | 28MM x 15MM x 28MM | 10 |
| 318440 | 28MM x 22MM x 28MM | 10 |

REDUCING TEE - BOTH ENDS C x C x C



| CODE | SIZE | BAG |
|--------|--------------------|-----|
| 318405 | 15MM x 15MM x 22MM | 10 |

REDUCING TEE - END & BRANCH C x C x C



| CODE | SIZE | BAG |
|--------|--------------------|-----|
| 318410 | 22MM x 15MM x 15MM | 10 |
| 318435 | 28MM x 22MM x 22MM | 10 |

BLANKING DISC



| CODE | SIZE | BAG |
|--------|------|-----|
| 324235 | 15MM | 10 |
| 324239 | 22MM | 10 |
| 324244 | 28MM | 10 |

OLIVES - COPPER



| CODE | SIZE | BAG |
|--------|------|-----|
| 324101 | 3/8" | 50 |
| 324154 | 3/4" | 50 |
| 324103 | 6MM | 100 |
| 324109 | 8MM | 100 |
| 324113 | 10MM | 100 |
| 324118 | 15MM | 100 |
| 324122 | 22MM | 100 |
| 324128 | 28MM | 50 |
| 324130 | 35MM | 10 |
| 324132 | 42MM | 10 |
| 324134 | 54MM | 10 |

STOPEND C



| CODE | SIZE | BAG |
|--------|------|-----|
| 318504 | 8MM | 10 |
| 318506 | 10MM | 10 |
| 318508 | 12MM | 10 |
| 318510 | 15MM | 10 |
| 318512 | 22MM | 10 |
| 318514 | 28MM | 10 |
| 318516 | 35MM | 1 |
| 318518 | 42MM | 1 |
| 318520 | 54MM | 1 |

NUT



| CODE | SIZE | BAG |
|--------|------|-----|
| 318540 | 15MM | 50 |
| 318542 | 22MM | 10 |
| 318544 | 28MM | 10 |



HEAVY PATTERN COMPRESSION FITTINGS ARE STAMPED 'P 1', MANUFACTURED TO BS EN 1254-2, HAVE LONGER THREADS. SUITABLE FOR WATER AND 1ST, 2ND & 3RD FAMILY GASES. WRAS APPROVED AND SUPPLIED WITH BRASS OLIVES. 

HEAVY PATTERN COMPRESSION FITTINGS

COUPLER C x C



| CODE | SIZE | BAG |
|--------|-------------|-----|
| 321207 | 8MM | 10 |
| 321211 | 10MM | 10 |
| 321215 | 12MM | 10 |
| 321220 | 15MM | 10 |
| 321225 | 22MM | 10 |
| 321229 | 28MM | 10 |
| 321234 | 35MM | 1 |
| 321238 | 42MM | 1 |
| 321243 | 54MM | 1 |
| 321270 | 15MM x 16MM | 10 |

SPIGOT COUPLER C x MI



| CODE | SIZE | BAG |
|--------|-------------|-----|
| 321000 | 15MM x 3/8" | 10 |

REPAIR COUPLER C x C



| CODE | SIZE | BAG |
|--------|-------------|-----|
| 321305 | 15MM x 80MM | 10 |

REDUCING COUPLER C x C



| CODE | SIZE | BAG |
|--------|-------------|-----|
| 321800 | 10MM x 8MM | 10 |
| 321810 | 15MM x 8MM | 10 |
| 321814 | 15MM x 10MM | 10 |
| 321819 | 15MM x 12MM | 10 |
| 321823 | 22MM x 15MM | 10 |
| 321828 | 28MM x 22MM | 10 |

COUPLER MALE C x MI



| CODE | SIZE | BAG |
|--------|---------------|-----|
| 321406 | 8MM x 1/4" | 10 |
| 321408 | 8MM x 3/8" | 10 |
| 321410 | 10MM x 1/4" | 10 |
| 321412 | 10MM x 3/8" | 10 |
| 321413 | 10MM x 1/2" | 10 |
| 321415 | 12MM x 1/4" | 10 |
| 321417 | 15MM x 1/4" | 10 |
| 321418 | 15MM x 3/8" | 10 |
| 321419 | 15MM x 1/2" | 10 |
| 321424 | 15MM x 3/4" | 10 |
| 321426 | 22MM x 1/2" | 10 |
| 321428 | 22MM x 3/4" | 10 |
| 321433 | 22MM x 1" | 10 |
| 321437 | 28MM x 1" | 5 |
| 321442 | 35MM x 1.1/4" | 1 |
| 321446 | 42MM x 1.1/2" | 1 |
| 321451 | 54MM x 2" | 1 |

COUPLER MALE TAPER THREAD C x MI



| CODE | SIZE | BAG |
|--------|-------------|-----|
| 321460 | 8MM x 1/4" | 10 |
| 321463 | 10MM x 1/4" | 10 |
| 321466 | 10MM x 3/8" | 10 |
| 321469 | 10MM x 1/2" | 10 |
| 321472 | 15MM x 3/8" | 10 |
| 321475 | 15MM x 1/2" | 10 |
| 321478 | 15MM x 3/4" | 10 |
| 321481 | 22MM x 3/4" | 10 |
| 321492 | 22MM x 1" | 10 |
| 321495 | 28MM x 1" | 5 |

COUPLER FEMALE C x FI



| CODE | SIZE | BAG |
|--------|---------------|-----|
| 321601 | 8MM x 1/4" | 10 |
| 321604 | 10MM x 1/4" | 10 |
| 321605 | 10MM x 1/2" | 10 |
| 321606 | 10MM x 3/8" | 10 |
| 321607 | 15MM x 1/4" | 10 |
| 321608 | 15MM x 3/8" | 10 |
| 321609 | 15MM x 1/2" | 10 |
| 321613 | 15MM x 3/4" | 10 |
| 321617 | 22MM x 1/2" | 10 |
| 321618 | 22MM x 3/4" | 10 |
| 321622 | 22MM x 1" | 10 |
| 321627 | 28MM x 1" | 10 |
| 321631 | 35MM x 1.1/4" | 1 |
| 321636 | 42MM x 1.1/2" | 1 |
| 321640 | 54MM x 2" | 1 |

TAP CONNECTOR STRAIGHT C x NUT FOR TAP TAIL



| CODE | SIZE | BAG |
|--------|-------------|-----|
| 324607 | 15MM x 1/2" | 10 |
| 324611 | 15MM x 3/4" | 10 |
| 324616 | 22MM x 3/4" | 10 |

FLANGED TANK CONNECTOR



| CODE | SIZE | BAG |
|--------|------|-----|
| 324812 | 15MM | 10 |
| 324816 | 22MM | 10 |
| 324821 | 28MM | 10 |
| 324823 | 35MM | 1 |

ELBOW C x C



| CODE | SIZE | BAG |
|--------|-------------|-----|
| 322306 | 8MM | 10 |
| 322310 | 10MM | 10 |
| 322315 | 12MM | 10 |
| 322319 | 15MM | 10 |
| 322324 | 22MM | 10 |
| 322328 | 28MM | 10 |
| 322333 | 35MM | 1 |
| 322337 | 42MM | 1 |
| 322342 | 54MM | 1 |
| 322345 | 22MM x 15MM | 10 |

ELBOW MALE C x MI



| CODE | SIZE | BAG |
|--------|---------------|-----|
| 322502 | 8MM x 1/4" | 10 |
| 322503 | 10MM x 1/4" | 10 |
| 322505 | 10MM x 3/8" | 10 |
| 322508 | 15MM x 1/2" | 10 |
| 322510 | 15MM x 3/4" | 10 |
| 322512 | 22MM x 3/4" | 10 |
| 322517 | 22MM x 1" | 10 |
| 322521 | 28MM x 1" | 10 |
| 322526 | 35MM x 1.1/4" | 1 |
| 322530 | 42MM x 1.1/2" | 1 |
| 322535 | 54MM x 2" | 1 |

ELBOW FEMALE C x FI



| CODE | SIZE | BAG |
|--------|---------------|-----|
| 322707 | 15MM x 1/2" | 10 |
| 322709 | 15MM x 3/4" | 10 |
| 322711 | 22MM x 3/4" | 10 |
| 322716 | 22MM x 1" | 10 |
| 322720 | 28MM x 1" | 10 |
| 322725 | 35MM x 1.1/4" | 1 |
| 322729 | 42MM x 1.1/2" | 1 |
| 322734 | 54MM x 2" | 1 |

WALLPLATE ELBOW C x FI



| CODE | SIZE | BAG |
|--------|-------------|-----|
| 324830 | 15MM x 1/2" | 10 |
| 324834 | 22MM x 3/4" | 10 |

TAP CONNECTOR BENT C x NUT FOR TAP TAIL



| CODE | SIZE | BAG |
|--------|-------------|-----|
| 324625 | 15MM x 1/2" | 10 |
| 324629 | 22MM x 3/4" | 10 |

TEE C x C x C



| CODE | SIZE | BAG |
|--------|------|-----|
| 323405 | 8MM | 10 |
| 323409 | 10MM | 10 |
| 323412 | 12MM | 10 |
| 323414 | 15MM | 10 |
| 323418 | 22MM | 10 |
| 323423 | 28MM | 5 |
| 323427 | 35MM | 1 |
| 323432 | 42MM | 1 |
| 323436 | 54MM | 1 |

REDUCING TEE - BRANCH C x C x C



| CODE | SIZE | BAG |
|--------|--------------------|-----|
| 323625 | 22MM x 22MM x 15MM | 10 |
| 323638 | 28MM x 28MM x 15MM | 5 |
| 323643 | 28MM x 28MM x 22MM | 5 |
| 323723 | 35MM x 35MM x 15MM | 10 |
| 323726 | 35MM x 35MM x 22MM | 5 |
| 323727 | 35MM x 35MM x 28MM | 1 |
| 323729 | 42MM x 42MM x 35MM | 1 |
| 323731 | 54MM x 54MM x 42MM | 1 |

REDUCING TEE - END C x C x C



| CODE | SIZE | BAG |
|--------|--------------------|-----|
| 323621 | 22MM x 15MM x 22MM | 10 |
| 323630 | 28MM x 15MM x 28MM | 10 |
| 323641 | 28MM x 22MM x 28MM | 10 |

REDUCING TEE - BOTH ENDS C x C x C



| CODE | SIZE | BAG |
|--------|--------------------|-----|
| 323612 | 15MM x 15MM x 22MM | 10 |

REDUCING TEE - END & BRANCH C x C x C



| CODE | SIZE | BAG |
|--------|--------------------|-----|
| 323616 | 22MM x 15MM x 15MM | 10 |
| 323640 | 28MM x 22MM x 22MM | 5 |

REDUCING TEE FEMALE - BRANCH C x C x FI



| CODE | SIZE | BAG |
|--------|--------------------|-----|
| 323715 | 15MM x 15MM x 1/2" | 10 |
| 323725 | 22MM x 22MM x 1/2" | 10 |

REDUCING TEE FEMALE - END C x FI x C



| CODE | SIZE | BAG |
|--------|--------------------|-----|
| 323728 | 22MM x 1/2" x 22MM | 10 |

OLIVES - BRASS



| CODE | SIZE | BAG |
|--------|------|-----|
| 324015 | 8MM | 100 |
| 324019 | 10MM | 100 |
| 324024 | 12MM | 100 |
| 324028 | 15MM | 100 |
| 324032 | 22MM | 100 |
| 324037 | 28MM | 50 |
| 324040 | 35MM | 10 |
| 324045 | 42MM | 10 |
| 324050 | 54MM | 10 |

STOPEND C




| CODE | SIZE | BAG |
|--------|------|-----|
| 324204 | 8MM | 10 |
| 324206 | 10MM | 10 |
| 324207 | 12MM | 10 |
| 324208 | 15MM | 10 |
| 324212 | 22MM | 10 |
| 324217 | 28MM | 10 |
| 324219 | 35MM | 1 |
| 324221 | 42MM | 1 |
| 324224 | 54MM | 1 |

NUT



| CODE | SIZE | BAG |
|--------|------|-----|
| 324172 | 15MM | 50 |
| 324176 | 22MM | 10 |
| 324178 | 28MM | 10 |
| 324180 | 35MM | 10 |
| 324182 | 42MM | 10 |
| 324184 | 54MM | 10 |



DZR (CORROSION RESISTANT) COMPRESSION FITTINGS ARE STAMPED 'P1', MANUFACTURED TO BS EN1254-2, LONGER THREADS. SUITABLE FOR WATER AND 1ST, 2ND & 3RD FAMILY GASES. WRAS APPROVED, SUITABLE FOR HARD WATER AREAS AND SUPPLIED WITH BRASS OLIVES. 

DZR COMPRESSION FITTINGS

COUPLER C x C



| CODE | SIZE | BAG |
|--------|------|-----|
| 320015 | 15MM | 10 |
| 320020 | 22MM | 10 |
| 320025 | 28MM | 5 |
| 320030 | 35MM | 1 |
| 320035 | 42MM | 1 |
| 320040 | 54MM | 1 |

REDUCING COUPLER C x C



| CODE | SIZE | BAG |
|--------|-------------|-----|
| 320150 | 15MM x 10MM | 10 |
| 320155 | 22MM x 15MM | 10 |
| 320160 | 28MM x 22MM | 5 |

COUPLER MALE C x MI



| CODE | SIZE | BAG |
|--------|-------------|-----|
| 320050 | 15MM x 1/2" | 10 |
| 320055 | 22MM x 3/4" | 10 |
| 320060 | 22MM x 1" | 5 |
| 320065 | 28MM x 1" | 5 |

COUPLER FEMALE C x FI



| CODE | SIZE | BAG |
|--------|-------------|-----|
| 320110 | 15MM x 1/2" | 10 |
| 320115 | 22MM x 3/4" | 10 |
| 320120 | 22MM x 1" | 5 |
| 320125 | 28MM x 1" | 5 |

ELBOW C x C



| CODE | SIZE | BAG |
|--------|------|-----|
| 320215 | 15MM | 10 |
| 320220 | 22MM | 10 |
| 320225 | 28MM | 5 |
| 320230 | 35MM | 1 |
| 320235 | 42MM | 1 |
| 320240 | 54MM | 1 |

ELBOW MALE C x MI



| CODE | SIZE | BAG |
|--------|-------------|-----|
| 320250 | 15MM x 1/2" | 10 |
| 320255 | 22MM x 3/4" | 10 |
| 320260 | 22MM x 1" | 5 |
| 320265 | 28MM x 1" | 5 |

ELBOW FEMALE C x FI



| CODE | SIZE | BAG |
|--------|-------------|-----|
| 320310 | 15MM x 1/2" | 10 |
| 320315 | 22MM x 3/4" | 10 |
| 320320 | 22MM x 1" | 5 |
| 320325 | 28MM x 1" | 5 |

WALLPLATE ELBOW C x FI



| CODE | SIZE | BAG |
|--------|-------------|-----|
| 320350 | 15MM x 1/2" | 10 |
| 320355 | 22MM x 3/4" | 5 |

TEE C x C x C



| CODE | SIZE | BAG |
|--------|------|-----|
| 320365 | 15MM | 10 |
| 320370 | 22MM | 10 |
| 320375 | 28MM | 10 |
| 320380 | 35MM | 5 |
| 320385 | 42MM | 1 |
| 320390 | 54MM | 1 |

REDUCING TEE - BOTH ENDS C x C x C



| CODE | SIZE | BAG |
|--------|--------------------|-----|
| 320410 | 15MM x 15MM x 22MM | 10 |

REDUCING TEE - END & BRANCH C x C x C



| CODE | SIZE | BAG |
|--------|--------------------|-----|
| 320415 | 22MM x 15MM x 15MM | 10 |

REDUCING TEE - END C x C x C



| CODE | SIZE | BAG |
|--------|--------------------|-----|
| 320420 | 22MM x 15MM x 22MM | 10 |

REDUCING TEE - BRANCH C x C x C



| CODE | SIZE | BAG |
|--------|--------------------|-----|
| 320425 | 22MM x 22MM x 15MM | 10 |

REDUCING TEE FEMALE - BRANCH C x C x FI



| CODE | SIZE | BAG |
|--------|--------------------|-----|
| 320450 | 15MM x 15MM x 1/2" | 10 |

TAP CONNECTOR STRAIGHT C x NUT FOR TAP TAIL



| CODE | SIZE | BAG |
|--------|-------------|-----|
| 320470 | 15MM x 1/2" | 10 |
| 320480 | 22MM x 3/4" | 10 |

TAP CONNECTOR BENT C x NUT FOR TAP TAIL



| CODE | SIZE | BAG |
|--------|-------------|-----|
| 320490 | 15MM x 1/2" | 10 |

FLANGED TANK CONNECTOR




| CODE | SIZE | BAG |
|--------|------|-----|
| 320510 | 15MM | 10 |
| 320515 | 22MM | 10 |

STOPEND C



| CODE | SIZE | BAG |
|--------|------|-----|
| 320550 | 15MM | 10 |
| 320555 | 22MM | 10 |
| 320560 | 28MM | 10 |



CHROME COMPRESSION FITTINGS ARE STAMPED 'P1', MANUFACTURED TO BS EN1254-2. SUITABLE FOR WATER AND 1ST, 2ND & 3RD FAMILY GASES. WRAS APPROVED AND SUPPLIED WITH COPPER OLIVES. 

CHROME COMPRESSION FITTINGS

COUPLER C x C



| CODE | SIZE | BAG |
|--------|------|-----|
| 321015 | 15MM | 10 |
| 321016 | 22MM | 10 |
| 321017 | 28MM | 5 |

REDUCING COUPLER C x C



| CODE | SIZE | BAG |
|--------|-------------|-----|
| 321825 | 22MM x 15MM | 10 |
| 321826 | 28MM x 15MM | 10 |
| 321827 | 28MM x 22MM | 5 |

COUPLER MALE C x MI



| CODE | SIZE | BAG |
|--------|-------------|-----|
| 321025 | 15MM x 1/2" | 10 |
| 321026 | 15MM x 3/4" | 10 |
| 321027 | 22MM x 1/2" | 10 |
| 321028 | 22MM x 3/4" | 10 |
| 321030 | 28MM x 3/4" | 5 |

COUPLER FEMALE C x FI



| CODE | SIZE | BAG |
|--------|---------------|-----|
| 321035 | 15MM x 1/2" | 10 |
| 321037 | 15MM x 3/4" | 10 |
| 321038 | 22MM x 1/2" | 10 |
| 321039 | 22MM x 3/4" | 10 |
| 321040 | 28MM x 3/4" | 5 |
| 321041 | 35MM x 1.1/4" | 1 |

ELBOW C x C



| CODE | SIZE | BAG |
|--------|------|-----|
| 321045 | 15MM | 10 |
| 321046 | 22MM | 10 |
| 321047 | 28MM | 5 |
| 321048 | 35MM | 1 |
| 321049 | 42MM | 1 |
| 321050 | 54MM | 1 |

ELBOW MALE C x MI



| CODE | SIZE | BAG |
|--------|-------------|-----|
| 321052 | 15MM x 1/2" | 10 |
| 321053 | 15MM x 3/4" | 10 |
| 321095 | 22MM x 3/4" | 5 |

ELBOW FEMALE C x FI



| CODE | SIZE | BAG |
|--------|-------------|-----|
| 321054 | 15MM x 1/2" | 10 |
| 321058 | 15MM x 3/4" | 10 |
| 321090 | 22MM x 3/4" | 5 |

WALLPLATE ELBOW C x FI



| CODE | SIZE | BAG |
|--------|-------------|-----|
| 321055 | 15MM x 1/2" | 10 |

TAP CONNECTOR STRAIGHT C x NUT FOR TAP TAIL



| CODE | SIZE | BAG |
|--------|-------------|-----|
| 321080 | 15MM x 1/2" | 10 |

TAP CONNECTOR BENT C x NUT FOR TAP TAIL



| CODE | SIZE | BAG |
|--------|-------------|-----|
| 321085 | 15MM x 1/2" | 10 |

TEE C x C x C



| CODE | SIZE | BAG |
|--------|------|-----|
| 321060 | 15MM | 10 |
| 321064 | 22MM | 10 |
| 321065 | 28MM | 10 |

REDUCING TEE - BOTH ENDS C x C x C



| CODE | SIZE | BAG |
|--------|--------------------|-----|
| 321067 | 15MM x 15MM x 22MM | 10 |

REDUCING TEE - BRANCH C x C x C



| CODE | SIZE | BAG |
|--------|--------------------|-----|
| 321069 | 22MM x 22MM x 15MM | 10 |

STOPEND C



| CODE | SIZE | BAG |
|--------|------|-----|
| 321070 | 15MM | 10 |
| 321072 | 22MM | 10 |
| 321074 | 28MM | 10 |



COMPRESSION FITTINGS

COMPRESSION ADAPTORS AND COUPLERS

ADAPTORS FOR MDPE



| CODE | SIZE | BAG |
|--------|------------------|-----|
| 324905 | 15MM x 20MM MDPE | 1 |
| 324909 | 15MM x 25MM MDPE | 1 |
| 324914 | 22MM x 25MM MDPE | 1 |

LEAD COUPLER



| CODE | SIZE | BAG |
|--------|------------------------|-----|
| 326205 | 3/8" - 5LB LEAD x 15MM | 1 |
| 326210 | 1/2" - 6LB LEAD x 15MM | 1 |
| 326214 | 1/2" - 7LB LEAD x 15MM | 1 |
| 326217 | 1/2" - 9LB LEAD x 15MM | 1 |
| 326219 | 3/4" - 9LB LEAD x 22MM | 1 |

LEAD - COUPLER TO MDPE



| CODE | SIZE | BAG |
|--------|-------------------------|-----|
| 326223 | 1/2" - 7LB LEAD x 20MM | 1 |
| 326228 | 1/2" - 7LB LEAD x 25MM | 1 |
| 326237 | 3/4" - 11LB LEAD x 25MM | 1 |

MDPE COPPER LINERS & COPPER OLIVES



| CODE | SIZE | BAG |
|--------|-------------|-----|
| 326241 | 20MM LINERS | 100 |
| 326246 | 25MM LINERS | 100 |
| 324158 | 20MM OLIVES | 100 |
| 324163 | 25MM OLIVES | 100 |

COPPER TUBE

STRAIGHT LENGTHS

BS EN1057 R250 (TABLE X).
SOLD IN PACK QUANTITIES.



| CODE | SIZE | PACK |
|--------|--------------------------|------|
| 322213 | 15MM x 0.7MM x 2M | 10 |
| 322214 | 15MM x 0.7MM x 3M | 10 |
| 322217 | 22MM x 0.9MM x 2M | 10 |
| 322218 | 22MM x 0.9MM x 3M | 10 |
| 322224 | 28MM x 0.9MM x 3M | 10 |
| 322225 | 35MM x 1.2MM x 3M | 1 |
| 322226 | 42MM x 1.2MM x 3M | 1 |
| 322227 | 54MM x 1.2MM x 3M (R290) | 1 |

STRAIGHT LENGTHS - CHROME PLATED

BS EN1057 R250.
SOLD IN PACK QUANTITIES.



| CODE | SIZE | PACK |
|--------|-------------------|------|
| 321945 | 15MM x 0.7MM x 2M | 10 |
| 321946 | 15MM x 0.7MM x 3M | 10 |
| 321949 | 22MM x 0.9MM x 2M | 10 |
| 321952 | 22MM x 0.9MM x 3M | 10 |
| 321955 | 28MM x 0.9MM x 3M | 10 |
| 321960 | 35MM x 1.0MM x 3M | 5 |

COILS

BS EN1057 R220 (TABLE W).
SOLD IN PACK QUANTITIES.



| CODE | SIZE | PACK |
|--------|-------------------|------|
| 322110 | 8MM x 0.6MM x 10M | 1 |

PLASTIC COATED (COILS) - WHITE

EN1057 R220.
(FORMERLY BS 2871 TABLE W).



| CODE | SIZE | PACK |
|--------|--------------------|------|
| 322405 | 10MM x 0.7MM x 25M | 1 |

END FEED FITTINGS



CONTENTS

PAGE

ECOPLUS FITTINGS

46

ATOMIC FITTINGS

47 - 48

FUSION FITTINGS

49 - 51

ECOPLUS END FEED FITTINGS ARE STAMPED 'P1' AND WRAS APPROVED. SUITABLE FOR WATER AND 1ST, 2ND & 3RD FAMILY GASES.



ECOPLUS END FEED FITTINGS

END FEED FITTINGS BUCKETS



| CODE | SIZE | QTY |
|--------|---------------------------|-----|
| 131016 | ECOPLUS 180 BUCKET | 1 |

15MM COUPLER x 50; 22MM COUPLER x 25; 22MM x 15MM FITTING REDUCER x 10; 15MM ELBOW x 50; 22MM ELBOW x 25; 15MM TEE x 10; 22MM TEE x 10

| CODE | SIZE | QTY |
|--------|---------------------------|-----|
| 131021 | ECOPLUS 300 BUCKET | 1 |

15MM COUPLER x 50; 22MM COUPLER x 25; 22MM x 15MM FITTING REDUCER x 25; 15MM ELBOW x 100; 22MM ELBOW x 50; 15MM STREET ELBOWS x 25; 15MM TEE x 25

COUPLER C x C



| CODE | SIZE | BAG |
|--------|-------------|-----|
| 131115 | 15MM | 25 |
| 131119 | 22MM | 25 |
| 131124 | 28MM | 10 |

SLIP COUPLER C x C



| CODE | SIZE | BAG |
|--------|-------------|-----|
| 131600 | 15MM | 25 |
| 131605 | 22MM | 25 |

REDUCING COUPLER C x C



| CODE | SIZE | BAG |
|--------|--------------------|-----|
| 131509 | 22MM x 15MM | 25 |
| 131513 | 28MM x 22MM | 10 |

FITTING REDUCER C x C



| CODE | SIZE | BAG |
|--------|--------------------|-----|
| 131716 | 22MM x 15MM | 25 |

ELBOW C x C



| CODE | SIZE | BAG |
|--------|-------------|-----|
| 132229 | 15MM | 25 |
| 132233 | 22MM | 25 |
| 132238 | 28MM | 10 |

REDUCING ELBOW C x C

| CODE | SIZE | BAG |
|--------|--------------------|-----|
| 132605 | 22MM x 15MM | 25 |

STREET ELBOW 90° C x C




| CODE | SIZE | BAG |
|--------|-------------|-----|
| 132830 | 15MM | 25 |
| 132835 | 22MM | 25 |

OBTUSE ELBOW 45° C x C



| CODE | SIZE | BAG |
|--------|-------------|-----|
| 132907 | 15MM | 25 |
| 132912 | 22MM | 25 |
| 132916 | 28MM | 10 |

TEE C x C x C



| CODE | SIZE | BAG |
|--------|-------------|-----|
| 133414 | 15MM | 25 |
| 133418 | 22MM | 25 |
| 133423 | 28MM | 10 |

REDUCING TEE - BOTH ENDS C x C x C



| CODE | SIZE | BAG |
|--------|---------------------------|-----|
| 133709 | 15MM x 15MM x 22MM | 25 |

REDUCING TEE - END & BRANCH C x C x C



| CODE | SIZE | BAG |
|--------|---------------------------|-----|
| 133713 | 22MM x 15MM x 15MM | 25 |

REDUCING TEE - END C x C x C




| CODE | SIZE | BAG |
|--------|---------------------------|-----|
| 133718 | 22MM x 15MM x 22MM | 25 |

REDUCING TEE - BRANCH C x C x C



| CODE | SIZE | BAG |
|--------|---------------------------|-----|
| 133722 | 22MM x 22MM x 15MM | 25 |
| 133730 | 28MM x 28MM x 22MM | 25 |



ATOMIC END FEED FITTINGS ARE STAMPED 'P1' AND 'ATC', MANUFACTURED TO BS EN 1254-1 AND WRAS APPROVED. SUITABLE FOR WATER AND 1ST, 2ND & 3RD FAMILY GASES.



ATOMIC END FEED FITTINGS

END FEED FITTINGS BUCKETS



| CODE | SIZE | QTY |
|--------|--------------------------|-----|
| 431016 | ATOMIC 180 BUCKET | 1 |

15MM COUPLER x 50; 22MM COUPLER x 25; 22MM x 15MM FITTING REDUCER x 10; 15MM ELBOW x 50; 22MM ELBOW x 25; 15MM TEE x 10; 22MM TEE x 10

| CODE | SIZE | QTY |
|--------|--------------------------|-----|
| 431031 | ATOMIC 210 BUCKET | 1 |

15MM COUPLER x 50; 22MM COUPLER x 25; 22MM x 15MM FITTING REDUCER x 25; 15MM ELBOW x 50; 22MM ELBOW x 25; 15MM TEE x 25; 22MM TEE x 10

| CODE | SIZE | QTY |
|--------|----------------------------|-----|
| 431011 | ATOMIC 275 W BUCKET | 1 |

15MM COUPLER x 50; 22MM COUPLER x 25; 22MM x 15MM FITTING REDUCER x 25; 15MM ELBOW x 100; 22MM ELBOW x 25; 15MM TEE x 25; 22MM TEE x 25

| CODE | SIZE | QTY |
|--------|----------------------------|-----|
| 431026 | ATOMIC 275 S BUCKET | 1 |

15MM COUPLER x 25; 22MM COUPLER x 25; 22MM x 15MM FITTING REDUCER x 25; 15MM ELBOW x 50; 22MM ELBOW x 50; 15MM STREET ELBOWS x 25; 22MM STREET ELBOWS x 25; 15MM TEE x 25; 22MM TEE x 25

| CODE | SIZE | QTY |
|--------|--------------------------|-----|
| 431021 | ATOMIC 300 BUCKET | 1 |

15MM COUPLER x 50; 22MM COUPLER x 25; 22MM x 15MM FITTING REDUCER x 25; 15MM ELBOW x 100; 22MM ELBOW x 50; 15MM STREET ELBOWS x 25; 15MM TEE x 25

COUPLER C x C



| CODE | SIZE | BAG |
|--------|-------------|-----|
| 431106 | 8MM | 50 |
| 431110 | 10MM | 50 |
| 431112 | 12MM | 25 |
| 431115 | 15MM | 25 |
| 431119 | 22MM | 25 |
| 431124 | 28MM | 10 |
| 431128 | 35MM | 10 |
| 431133 | 42MM | 5 |
| 431137 | 54MM | 2 |

SLIP COUPLER C x C



| CODE | SIZE | BAG |
|--------|-------------|-----|
| 431600 | 15MM | 25 |
| 431605 | 22MM | 25 |
| 431610 | 28MM | 10 |
| 431615 | 35MM | 1 |
| 431625 | 54MM | 1 |

IMPERIAL/METRIC COUPLER C x C



| CODE | SIZE | BAG |
|--------|----------------------|-----|
| 431804 | 15MM x 1/2" | 10 |
| 431808 | 22MM x 3/4" | 10 |
| 431813 | 28MM x 1" | 10 |
| 431815 | 35MM x 1.1/4" | 10 |

COUPLER MALE C x MI



| CODE | SIZE | BAG |
|--------|----------------------|-----|
| 431209 | 15MM x 1/4" | 25 |
| 431213 | 15MM x 1/2" | 10 |
| 431214 | 15MM x 3/4" | 10 |
| 431218 | 22MM x 3/4" | 10 |
| 431220 | 28MM x 1" | 10 |
| 431225 | 35MM x 1.1/4" | 10 |
| 431230 | 42MM x 1.1/2" | 5 |
| 431235 | 54MM x 2" | 5 |

COUPLER FEMALE C x FI



| CODE | SIZE | BAG |
|--------|----------------------|-----|
| 431305 | 15MM x 1/4" | 10 |
| 431310 | 15MM x 1/2" | 10 |
| 431312 | 15MM x 3/4" | 10 |
| 431314 | 22MM x 3/4" | 10 |
| 431316 | 28MM x 1" | 10 |
| 431320 | 35MM x 1.1/4" | 10 |
| 431325 | 42MM x 1.1/2" | 10 |

REDUCING COUPLER C x C



| CODE | SIZE | BAG |
|--------|--------------------|-----|
| 431499 | 10MM x 8MM | 25 |
| 431501 | 15MM x 8MM | 25 |
| 431503 | 15MM x 10MM | 25 |
| 431505 | 15MM x 12MM | 25 |
| 431509 | 22MM x 15MM | 25 |
| 431511 | 28MM x 15MM | 10 |
| 431513 | 28MM x 22MM | 10 |
| 431520 | 35MM x 22MM | 10 |
| 431525 | 35MM x 28MM | 10 |
| 431530 | 42MM x 22MM | 5 |
| 431535 | 42MM x 28MM | 5 |
| 431540 | 42MM x 35MM | 5 |
| 431545 | 54MM x 35MM | 2 |
| 431550 | 54MM x 42MM | 2 |

FITTING REDUCER C x C



| CODE | SIZE | BAG |
|--------|--------------------|-----|
| 431702 | 10MM x 8MM | 25 |
| 431707 | 15MM x 8MM | 25 |
| 431711 | 15MM x 10MM | 25 |
| 431713 | 15MM x 12MM | 25 |
| 431716 | 22MM x 15MM | 25 |
| 431720 | 28MM x 15MM | 10 |
| 431725 | 28MM x 22MM | 10 |
| 431727 | 35MM x 15MM | 10 |
| 431729 | 35MM x 22MM | 10 |
| 431734 | 35MM x 28MM | 10 |
| 431735 | 42MM x 15MM | 10 |
| 431736 | 42MM x 22MM | 10 |
| 431738 | 42MM x 28MM | 10 |
| 431743 | 42MM x 35MM | 10 |
| 431745 | 54MM x 15MM | 10 |
| 431747 | 54MM x 22MM | 5 |
| 431750 | 54MM x 28MM | 5 |
| 431752 | 54MM x 35MM | 2 |
| 431756 | 54MM x 42MM | 2 |

FITTING REDUCER - LONG TAIL C x C



| CODE | SIZE | BAG |
|--------|--------------------|-----|
| 431709 | 15MM x 8MM | 25 |
| 431712 | 15MM x 10MM | 25 |

ELBOW C x C



| CODE | SIZE | BAG |
|--------|-------------|-----|
| 432220 | 8MM | 50 |
| 432224 | 10MM | 50 |
| 432226 | 12MM | 25 |
| 432229 | 15MM | 25 |
| 432233 | 22MM | 25 |
| 432238 | 28MM | 10 |
| 432242 | 35MM | 10 |
| 432247 | 42MM | 5 |
| 432251 | 54MM | 2 |

ELBOW MALE C x MI



| CODE | SIZE | BAG |
|--------|--------------------|-----|
| 432506 | 15MM x 1/2" | 10 |
| 432508 | 22MM x 3/4" | 10 |

ELBOW FEMALE C x FI



| CODE | SIZE | BAG |
|--------|--------------------|-----|
| 432808 | 15MM x 1/2" | 10 |
| 432810 | 22MM x 3/4" | 10 |

LONG RADIUS ELBOW 90° C x C



| CODE | SIZE | BAG |
|--------|-------------|-----|
| 432875 | 15MM | 25 |
| 432880 | 22MM | 25 |
| 432885 | 28MM | 10 |

LONG RADIUS STREET
ELBOW 90° C x C

| CODE | SIZE | BAG |
|--------|------|-----|
| 432890 | 15MM | 25 |
| 432895 | 22MM | 25 |

OBTUSE ELBOW 45° C x C



| CODE | SIZE | BAG |
|--------|------|-----|
| 432907 | 15MM | 25 |
| 432912 | 22MM | 25 |
| 432916 | 28MM | 10 |
| 432920 | 35MM | 10 |
| 432922 | 42MM | 5 |
| 432924 | 54MM | 1 |

STREET ELBOW 90° C x C



| CODE | SIZE | BAG |
|--------|----------------|-----|
| 432825 | 10MM | 25 |
| 432830 | 15MM | 25 |
| 432832 | 15MM LONG TAIL | 25 |
| 432835 | 22MM | 25 |
| 432837 | 22MM LONG TAIL | 25 |
| 432839 | 28MM | 10 |
| 432843 | 35MM | 10 |
| 432847 | 42MM | 5 |
| 432850 | 54MM | 1 |

OBTUSE STREET ELBOW 45°
C x C

| CODE | SIZE | BAG |
|--------|------|-----|
| 432950 | 15MM | 25 |
| 432954 | 22MM | 25 |
| 432959 | 28MM | 10 |
| 432965 | 35MM | 10 |
| 432967 | 42MM | 5 |
| 432969 | 54MM | 1 |

WALLPLATE ADAPTOR
C x FI

| CODE | SIZE | BAG |
|--------|----------------------|-----|
| 431285 | 15MM x 1/2" STRAIGHT | 10 |
| 431289 | 15MM x 1/2" ANGLED | 10 |

WALLPLATE ELBOW
C x FI

| CODE | SIZE | BAG |
|--------|-------------|-----|
| 434528 | 15MM x 1/2" | 10 |

CYLINDER UNION FI



| CODE | SIZE | BAG |
|--------|--------------------|-----|
| 434705 | 22MM x 1" STRAIGHT | 10 |
| 434709 | 22MM x 1" BENT | 10 |
| 434713 | 28MM x 1" STRAIGHT | 10 |

TAP CONNECTOR - STRAIGHT
C x NUT FOR TAP TAIL

| CODE | SIZE | BAG |
|--------|-------------|-----|
| 434207 | 15MM x 1/2" | 25 |
| 434211 | 15MM x 3/4" | 25 |
| 434216 | 22MM x 3/4" | 25 |

TAP CONNECTOR - BENT
C x NUT FOR TAP TAIL

| CODE | SIZE | BAG |
|--------|-------------|-----|
| 434307 | 15MM x 1/2" | 25 |
| 434309 | 15MM x 3/4" | 25 |
| 434312 | 22MM x 3/4" | 25 |

TEE C x C x C



| CODE | SIZE | BAG |
|--------|------|-----|
| 433405 | 8MM | 25 |
| 433409 | 10MM | 25 |
| 433412 | 12MM | 25 |
| 433414 | 15MM | 25 |
| 433418 | 22MM | 25 |
| 433423 | 28MM | 10 |
| 433427 | 35MM | 10 |
| 433432 | 42MM | 5 |
| 433436 | 54MM | 2 |

REDUCING TEE - END &
BRANCH C x C x C

| CODE | SIZE | BAG |
|--------|--------------------|-----|
| 433713 | 22MM x 15MM x 15MM | 25 |
| 433734 | 28MM x 15MM x 15MM | 25 |
| 433726 | 28MM x 22MM x 22MM | 25 |
| 433815 | 28MM x 15MM x 22MM | 25 |
| 433820 | 28MM x 22MM x 15MM | 25 |
| 433835 | 35MM x 28MM x 15MM | 10 |
| 433840 | 35MM x 28MM x 22MM | 10 |
| 433845 | 35MM x 28MM x 28MM | 10 |
| 433865 | 42MM x 35MM x 28MM | 1 |
| 433870 | 42MM x 35MM x 35MM | 1 |
| 433895 | 54MM x 42MM x 42MM | 1 |

REDUCING TEE - BRANCH
C x C x C

| CODE | SIZE | BAG |
|--------|--------------------|-----|
| 433720 | 15MM x 15MM x 10MM | 25 |
| 433722 | 22MM x 22MM x 15MM | 25 |
| 433725 | 28MM x 28MM x 15MM | 25 |
| 433730 | 28MM x 28MM x 22MM | 25 |
| 433855 | 35MM x 35MM x 15MM | 10 |
| 433860 | 35MM x 35MM x 22MM | 10 |
| 433737 | 35MM x 35MM x 28MM | 10 |
| 433880 | 42MM x 42MM x 15MM | 10 |
| 433885 | 42MM x 42MM x 22MM | 10 |
| 433890 | 42MM x 42MM x 28MM | 10 |
| 433739 | 42MM x 42MM x 35MM | 5 |
| 433905 | 54MM x 54MM x 15MM | 5 |
| 433910 | 54MM x 54MM x 22MM | 5 |
| 433915 | 54MM x 54MM x 28MM | 5 |
| 433920 | 54MM x 54MM x 35MM | 5 |
| 433741 | 54MM x 54MM x 42MM | 2 |

REDUCING TEE - BOTH ENDS
C x C x C

| CODE | SIZE | BAG |
|--------|--------------------|-----|
| 433709 | 15MM x 15MM x 22MM | 25 |
| 433810 | 22MM x 22MM x 28MM | 10 |
| 433825 | 28MM x 28MM x 35MM | 10 |

REDUCING TEE - END
C x C x C

| CODE | SIZE | BAG |
|--------|--------------------|-----|
| 433718 | 22MM x 15MM x 22MM | 25 |
| 433724 | 28MM x 15MM x 28MM | 25 |
| 433728 | 28MM x 22MM x 28MM | 10 |
| 433830 | 35MM x 22MM x 35MM | 10 |
| 433850 | 35MM x 28MM x 35MM | 10 |
| 433875 | 42MM x 35MM x 42MM | 2 |
| 433900 | 54MM x 42MM x 54MM | 2 |

REDUCING TEE FEMALE
- BRANCH C x C x FI

| CODE | SIZE | BAG |
|--------|--------------------|-----|
| 433765 | 15MM x 15MM x 1/2" | 10 |
| 433770 | 22MM x 22MM x 1/2" | 10 |
| 433771 | 22MM x 22MM x 3/4" | 10 |

REDUCING TEE FEMALE
- END C x FI x C

| CODE | SIZE | BAG |
|--------|--------------------|-----|
| 433767 | 15MM x 1/2" x 15MM | 10 |
| 433773 | 22MM x 1/2" x 22MM | 10 |

STOPEND C



| CODE | SIZE | BAG |
|--------|------|-----|
| 434401 | 8MM | 50 |
| 434404 | 10MM | 50 |
| 434405 | 12MM | 25 |
| 434407 | 15MM | 25 |
| 434411 | 22MM | 25 |
| 434416 | 28MM | 10 |
| 434420 | 35MM | 10 |
| 434425 | 42MM | 5 |
| 434429 | 54MM | 5 |

CROSSOVER C x C



| CODE | SIZE | BAG |
|--------|-----------|-----|
| 431853 | 15MM PART | 10 |
| 431835 | 15MM FULL | 10 |
| 431858 | 22MM PART | 10 |
| 431839 | 22MM FULL | 10 |

MANIFOLD



| CODE | SIZE | BAG |
|--------|-----------------|-----|
| 434939 | 22MM x 4 x 8MM | 25 |
| 434952 | 22MM x 4 x 10MM | 25 |

FUSION END FEED FITTINGS ARE STAMPED 'P 1' AND KITEMARK LOGO, MANUFACTURED TO BS EN 1254-1 AND WRAS APPROVED. SUITABLE FOR WATER AND 1ST, 2ND & 3RD FAMILY GASES.



FUSION END FEED FITTINGS

END FEED FITTINGS BUCKET



| CODE | SIZE | QTY |
|--------|--------------------------|-----|
| 331016 | FUSION 180 BUCKET | 1 |

15MM COUPLER x 50; 22MM COUPLER x 25;
22MM x 15MM FITTING REDUCER x 10;
15MM ELBOW x 50; 22MM ELBOW x 25;
15MM TEE x 10; 22MM TEE x 10

COUPLER C x C



| CODE | SIZE | BAG |
|--------|--------------|-----|
| 331106 | 8MM | 50 |
| 331110 | 10MM | 50 |
| 331112 | 12MM | 25 |
| 331115 | 15MM | 25 |
| 331119 | 22MM | 25 |
| 331124 | 28MM | 10 |
| 331128 | 35MM | 10 |
| 331133 | 42MM | 5 |
| 331137 | 54MM | 2 |
| 331142 | 67MM | 2 |
| 331146 | 76MM | 2 |
| 331151 | 108MM | 2 |
| 331153 | 133MM | 2 |
| 331155 | 159MM | 2 |

SLIP COUPLER C x C



| CODE | SIZE | BAG |
|--------|-------------|-----|
| 331600 | 15MM | 25 |
| 331605 | 22MM | 25 |
| 331610 | 28MM | 10 |
| 331615 | 35MM | 1 |
| 331625 | 54MM | 1 |

IMPERIAL/METRIC COUPLER C x C



| CODE | SIZE | BAG |
|--------|----------------------|-----|
| 331804 | 15MM x 1/2" | 10 |
| 331808 | 22MM x 3/4" | 10 |
| 331813 | 28MM x 1" | 10 |
| 331815 | 35MM x 1.1/4" | 10 |

COUPLER MALE C x MI



| CODE | SIZE | BAG |
|--------|----------------------|-----|
| 331209 | 15MM x 1/4" | 25 |
| 331213 | 15MM x 1/2" | 10 |
| 331218 | 22MM x 3/4" | 10 |
| 331220 | 28MM x 1" | 10 |
| 331225 | 35MM x 1.1/4" | 10 |
| 331230 | 42MM x 1.1/2" | 5 |
| 331235 | 54MM x 2" | 5 |

COUPLER FEMALE C x FI



| CODE | SIZE | BAG |
|--------|----------------------|-----|
| 331305 | 15MM x 1/4" | 10 |
| 331310 | 15MM x 1/2" | 10 |
| 331314 | 22MM x 3/4" | 10 |
| 331316 | 28MM x 1" | 10 |
| 331320 | 35MM x 1.1/4" | 10 |
| 331325 | 42MM x 1.1/2" | 10 |

REDUCING COUPLER C x C



| CODE | SIZE | BAG |
|--------|--------------------|-----|
| 331499 | 10MM x 8MM | 25 |
| 331501 | 15MM x 8MM | 25 |
| 331503 | 15MM x 10MM | 25 |
| 331505 | 15MM x 12MM | 25 |
| 331509 | 22MM x 15MM | 25 |
| 331511 | 28MM x 15MM | 10 |
| 331513 | 28MM x 22MM | 10 |
| 331520 | 35MM x 22MM | 10 |
| 331525 | 35MM x 28MM | 10 |
| 331530 | 42MM x 22MM | 5 |
| 331535 | 42MM x 28MM | 5 |
| 331540 | 42MM x 35MM | 5 |
| 331545 | 54MM x 35MM | 2 |
| 331550 | 54MM x 42MM | 2 |
| 331565 | 76MM x 54MM | 2 |

FITTING REDUCER C x C



| CODE | SIZE | BAG |
|--------|----------------------|-----|
| 331702 | 10MM x 8MM | 25 |
| 331707 | 15MM x 8MM | 25 |
| 331711 | 15MM x 10MM | 25 |
| 331713 | 15MM x 12MM | 25 |
| 331716 | 22MM x 15MM | 25 |
| 331720 | 28MM x 15MM | 10 |
| 331725 | 28MM x 22MM | 10 |
| 331727 | 35MM x 15MM | 10 |
| 331729 | 35MM x 22MM | 10 |
| 331734 | 35MM x 28MM | 10 |
| 331735 | 42MM x 15MM | 10 |
| 331736 | 42MM x 22MM | 10 |
| 331738 | 42MM x 28MM | 10 |
| 331743 | 42MM x 35MM | 10 |
| 331745 | 54MM x 15MM | 10 |
| 331747 | 54MM x 22MM | 5 |
| 331750 | 54MM x 28MM | 5 |
| 331752 | 54MM x 35MM | 2 |
| 331756 | 54MM x 42MM | 2 |
| 331759 | 67MM x 28MM | 2 |
| 331760 | 67MM x 35MM | 2 |
| 331764 | 67MM x 42MM | 2 |
| 331768 | 67MM x 54MM | 2 |
| 331772 | 76MM x 35MM | 2 |
| 331776 | 76MM x 42MM | 2 |
| 331780 | 76MM x 54MM | 2 |
| 331781 | 76MM x 67MM | 2 |
| 331784 | 108MM x 54MM | 2 |
| 331792 | 108MM x 67MM | 2 |
| 331796 | 108MM x 76MM | 2 |
| 331797 | 133MM x 108MM | 1 |
| 331798 | 159MM x 76MM | 1 |
| 331799 | 159MM x 108MM | 1 |

FITTING REDUCER - LONG TAIL C x C



| CODE | SIZE | BAG |
|--------|--------------------|-----|
| 331709 | 15MM x 8MM | 25 |
| 331712 | 15MM x 10MM | 25 |

ELBOW C x C



| CODE | SIZE | BAG |
|--------|-------|-----|
| 332220 | 8MM | 50 |
| 332224 | 10MM | 50 |
| 332226 | 12MM | 25 |
| 332229 | 15MM | 25 |
| 332233 | 22MM | 25 |
| 332238 | 28MM | 10 |
| 332242 | 35MM | 10 |
| 332247 | 42MM | 5 |
| 332251 | 54MM | 2 |
| 332255 | 67MM | 2 |
| 332260 | 76MM | 2 |
| 332265 | 108MM | 2 |
| 332266 | 133MM | 2 |
| 332270 | 159MM | 2 |

ELBOW MALE C x MI



| CODE | SIZE | BAG |
|--------|-------------|-----|
| 332506 | 15MM x 1/2" | 10 |
| 332508 | 22MM x 3/4" | 10 |

ELBOW FEMALE C x FI



| CODE | SIZE | BAG |
|--------|-------------|-----|
| 332808 | 15MM x 1/2" | 10 |
| 332810 | 22MM x 3/4" | 10 |

STREET ELBOW 90° C x C



| CODE | SIZE | BAG |
|--------|----------------|-----|
| 332825 | 10MM | 25 |
| 332830 | 15MM | 25 |
| 332832 | 15MM LONG TAIL | 25 |
| 332835 | 22MM | 25 |
| 332837 | 22MM LONG TAIL | 25 |
| 332839 | 28MM | 10 |
| 332843 | 35MM | 10 |
| 332847 | 42MM | 5 |
| 332850 | 54MM | 5 |

ELBOW LONG RADIUS C x C



| CODE | SIZE | BAG |
|--------|------|-----|
| 332875 | 15MM | 25 |
| 332880 | 22MM | 25 |
| 332885 | 28MM | 10 |

OBTUSE ELBOW 45° C x C



| CODE | SIZE | BAG |
|--------|------|-----|
| 332907 | 15MM | 25 |
| 332912 | 22MM | 25 |
| 332916 | 28MM | 10 |
| 332920 | 35MM | 10 |
| 332922 | 42MM | 5 |
| 332924 | 54MM | 2 |
| 332926 | 76MM | 1 |

OBTUSE STREET ELBOW 45° C x C



| CODE | SIZE | BAG |
|--------|------|-----|
| 332950 | 15MM | 25 |
| 332954 | 22MM | 25 |
| 332959 | 28MM | 10 |
| 332965 | 35MM | 10 |
| 332967 | 42MM | 5 |

WALLPLATE ADAPTOR C x FI



| CODE | SIZE | BAG |
|--------|----------------------|-----|
| 331285 | 15MM x 1/2" STRAIGHT | 10 |
| 331289 | 15MM x 1/2" ANGLED | 10 |

WALLPLATE ELBOW C x FI



| CODE | SIZE | BAG |
|--------|-------------|-----|
| 334528 | 15MM x 1/2" | 10 |

CYLINDER UNION FI



| CODE | SIZE | BAG |
|--------|--------------------|-----|
| 334705 | 22MM x 1" STRAIGHT | 10 |
| 334709 | 22MM x 1" BENT | 10 |
| 334713 | 28MM x 1" STRAIGHT | 10 |

TAP CONNECTOR - STRAIGHT C x NUT FOR TAP TAIL



| CODE | SIZE | BAG |
|--------|-------------|-----|
| 334207 | 15MM x 1/2" | 25 |
| 334211 | 15MM x 3/4" | 25 |
| 334216 | 22MM x 3/4" | 25 |

TAP CONNECTOR - BENT C x NUT FOR TAP TAIL



| CODE | SIZE | BAG |
|--------|-------------|-----|
| 334307 | 15MM x 1/2" | 25 |
| 334309 | 15MM x 3/4" | 25 |
| 334312 | 22MM x 3/4" | 25 |

TEE C X C X C



| CODE | SIZE | BAG |
|--------|-------|-----|
| 333405 | 8MM | 25 |
| 333409 | 10MM | 25 |
| 333412 | 12MM | 25 |
| 333414 | 15MM | 25 |
| 333418 | 22MM | 25 |
| 333423 | 28MM | 10 |
| 333427 | 35MM | 10 |
| 333432 | 42MM | 5 |
| 333436 | 54MM | 2 |
| 333440 | 67MM | 1 |
| 333445 | 76MM | 1 |
| 333450 | 108MM | 1 |
| 333451 | 133MM | 1 |
| 333452 | 159MM | 1 |

REDUCING TEE - END & BRANCH C X C X C



| CODE | SIZE | BAG |
|--------|--------------------|-----|
| 333713 | 22MM x 15MM x 15MM | 25 |
| 333734 | 28MM x 15MM x 15MM | 25 |
| 333815 | 28MM x 15MM x 22MM | 25 |
| 333820 | 28MM x 22MM x 15MM | 25 |
| 333726 | 28MM x 22MM x 22MM | 25 |
| 333835 | 35MM x 28MM x 15MM | 10 |
| 333840 | 35MM x 28MM x 22MM | 10 |
| 333845 | 35MM x 28MM x 28MM | 10 |
| 333865 | 42MM x 35MM x 28MM | 1 |
| 333870 | 42MM x 35MM x 35MM | 1 |
| 333895 | 54MM x 42MM x 42MM | 1 |

REDUCING TEE - BRANCH C X C X C



| CODE | SIZE | BAG |
|--------|----------------------|-----|
| 333720 | 15MM x 15MM x 10MM | 25 |
| 333722 | 22MM x 22MM x 15MM | 25 |
| 333725 | 28MM x 28MM x 15MM | 25 |
| 333730 | 28MM x 28MM x 22MM | 25 |
| 333855 | 35MM x 35MM x 15MM | 10 |
| 333860 | 35MM x 35MM x 22MM | 10 |
| 333737 | 35MM x 35MM x 28MM | 10 |
| 333880 | 42MM x 42MM x 15MM | 10 |
| 333885 | 42MM x 42MM x 22MM | 10 |
| 333890 | 42MM x 42MM x 28MM | 10 |
| 333739 | 42MM x 42MM x 35MM | 5 |
| 333905 | 54MM x 54MM x 15MM | 5 |
| 333910 | 54MM x 54MM x 22MM | 5 |
| 333915 | 54MM x 54MM x 28MM | 5 |
| 333920 | 54MM x 54MM x 35MM | 5 |
| 333741 | 54MM x 54MM x 42MM | 2 |
| 333925 | 67MM x 67MM x 28MM | 1 |
| 333930 | 67MM x 67MM x 35MM | 1 |
| 333935 | 67MM x 67MM x 42MM | 1 |
| 333940 | 67MM x 67MM x 54MM | 1 |
| 333945 | 76MM x 76MM x 28MM | 1 |
| 333950 | 76MM x 76MM x 35MM | 1 |
| 333960 | 76MM x 76MM x 54MM | 1 |
| 333962 | 76MM x 76MM x 67MM | 1 |
| 333965 | 108MM x 108MM x 35MM | 1 |
| 333970 | 108MM x 108MM x 42MM | 1 |
| 333975 | 108MM x 108MM x 54MM | 1 |
| 333980 | 108MM x 108MM x 76MM | 1 |

REDUCING TEE - BOTH ENDS C X C X C



| CODE | SIZE | BAG |
|--------|--------------------|-----|
| 333709 | 15MM x 15MM x 22MM | 25 |
| 333810 | 22MM x 22MM x 28MM | 10 |
| 333825 | 28MM x 28MM x 35MM | 10 |

REDUCING TEE - END C X C X C



| CODE | SIZE | BAG |
|--------|--------------------|-----|
| 333718 | 22MM x 15MM x 22MM | 25 |
| 333724 | 28MM x 15MM x 28MM | 25 |
| 333728 | 28MM x 22MM x 28MM | 10 |
| 333830 | 35MM x 22MM x 35MM | 10 |
| 333850 | 35MM x 28MM x 35MM | 10 |
| 333875 | 42MM x 35MM x 42MM | 2 |
| 333900 | 54MM x 42MM x 54MM | 2 |

REDUCING TEE FEMALE - BRANCH C X C X FI



| CODE | SIZE | BAG |
|--------|--------------------|-----|
| 333765 | 15MM x 15MM x 1/2" | 10 |
| 333770 | 22MM x 22MM x 1/2" | 10 |
| 333771 | 22MM x 22MM x 3/4" | 10 |

REDUCING TEE FEMALE - END C X FI X C



| CODE | SIZE | BAG |
|--------|--------------------|-----|
| 333767 | 15MM x 1/2" x 15MM | 10 |
| 333773 | 22MM x 1/2" x 22MM | 10 |

STOPEND C



| CODE | SIZE | BAG |
|--------|-------|-----|
| 334401 | 8MM | 50 |
| 334404 | 10MM | 50 |
| 334405 | 12MM | 25 |
| 334407 | 15MM | 25 |
| 334411 | 22MM | 25 |
| 334416 | 28MM | 10 |
| 334420 | 35MM | 10 |
| 334425 | 42MM | 5 |
| 334429 | 54MM | 5 |
| 334435 | 67MM | 2 |
| 334440 | 76MM | 2 |
| 334445 | 108MM | 2 |

CROSSOVER C X C



| CODE | SIZE | BAG |
|--------|-----------|-----|
| 331853 | 15MM PART | 10 |
| 331835 | 15MM FULL | 10 |
| 331858 | 22MM PART | 10 |
| 331839 | 22MM FULL | 10 |

MANIFOLD



| CODE | SIZE | BAG |
|--------|-----------------|-----|
| 334939 | 22MM x 4 x 8MM | 25 |
| 334952 | 22MM x 4 x 10MM | 25 |



PEGASUS PRESSFIT

FROM
EMBRASS PEERLESS



THE PEGASUS PRESSFIT RANGE PROVIDES A COMPREHENSIVE PLUMBING AND HEATING SOLUTION WITH THE MOST COST EFFECTIVE FITTINGS AND VALVES ON THE MARKET.

SEE PAGES 5 - 11
FOR THE FULL
RANGE OF
PEGASUS PRESSFIT



ALL PEGASUS M-PROFILE FITTINGS PROVIDE A FLAME-FREE, PERMANENT AND LEAK-PROOF JOINT AND ARE SUITABLE FOR USE ON:

- **POTABLE WATER** (WATER RANGE ONLY)
- **HEATING** (WATER RANGE ONLY)
- **NATURAL GAS & LPG APPLICATIONS** (GAS RANGE ONLY)
- **RAINWATER**
- **COMPRESSED AIR**
- **FIRE EXTINGUISHING SYSTEMS**
- **SANITARY WATER**

SYSTEM BENEFITS

- O-RINGS INCORPORATE LEAK DETECTION INDICATORS
- SEALS ARE MADE WHEN THE GREEN (WATER), YELLOW (GAS) PLASTIC CRIMP INDICATOR PEELS AWAY FROM THE FITTING WHEN CRIMPED CORRECTLY.
- A **LIFETIME GUARANTEE**.
- **WRAS** APPROVED - WATER RANGE.
- **DVGW** APPROVED - GAS RANGE.
- **EPDM** BLACK O-RING - WATER RANGE
- **HNBR** YELLOW O-RING - GAS RANGE



SOLDER RING FITTINGS




CONTENTS

PAGE

SOLDER RING FITTINGS

54 - 55

SOLDER RING FITTINGS ARE MANUFACTURED WITH LEAD-FREE SOLDER, STAMPED 'P1', MANUFACTURED TO BS EN1254-1 AND WRAS APPROVED. SUITABLE FOR WATER AND 1ST, 2ND & 3RD FAMILY GASES. 

SOLDER RING FITTINGS

SOLDER RING FITTINGS BUCKET



| CODE | SIZE | QTY |
|--------|------------------------|-----|
| 336011 | SOLDER RING 225 BUCKET | 1 |

15MM COUPLER X 25; 22MM COUPLER X 25;
22MM X 15MM FITTING REDUCER X 25;
15MM ELBOW X 75; 22MM ELBOW X 25;
15MM TEE X 25; 22MM TEE X 25

COUPLER C X C



| CODE | SIZE | BAG |
|--------|------|-----|
| 336107 | 8MM | 50 |
| 336111 | 10MM | 50 |
| 336116 | 15MM | 25 |
| 336120 | 22MM | 25 |
| 336125 | 28MM | 10 |
| 336129 | 35MM | 10 |
| 336134 | 42MM | 5 |
| 336138 | 54MM | 2 |

SLIP COUPLER C X C



| CODE | SIZE | BAG |
|--------|------|-----|
| 339450 | 15MM | 25 |
| 339452 | 22MM | 25 |
| 339454 | 28MM | 10 |

IMPERIAL/METRIC COUPLER C X C



| CODE | SIZE | BAG |
|--------|---------------|-----|
| 336548 | 15MM x 1/2" | 10 |
| 336550 | 22MM x 3/4" | 10 |
| 336552 | 28MM x 1" | 10 |
| 336554 | 35MM x 1.1/4" | 5 |

COUPLER MALE C x MI



| CODE | SIZE | BAG |
|--------|---------------|-----|
| 336210 | 15MM x 1/4" | 10 |
| 336214 | 15MM x 1/2" | 10 |
| 336219 | 22MM x 3/4" | 10 |
| 336225 | 28MM x 1" | 10 |
| 336235 | 42MM x 1.1/2" | 2 |
| 336240 | 54MM x 2" | 2 |

COUPLER FEMALE C x FI



| CODE | SIZE | BAG |
|--------|---------------|-----|
| 336311 | 15MM x 1/2" | 10 |
| 336320 | 22MM x 3/4" | 10 |
| 336325 | 28MM x 1" | 10 |
| 336330 | 35MM x 1.1/4" | 5 |

REDUCING COUPLER C x C



| CODE | SIZE | BAG |
|--------|-------------|-----|
| 336500 | 10MM x 8MM | 25 |
| 336502 | 15MM x 8MM | 25 |
| 336506 | 15MM x 10MM | 25 |
| 336510 | 22MM x 15MM | 25 |
| 336521 | 28MM x 15MM | 10 |
| 336523 | 28MM x 22MM | 10 |
| 336525 | 35MM x 22MM | 10 |
| 336527 | 35MM x 28MM | 10 |

FITTING REDUCER C x C



| CODE | SIZE | BAG |
|--------|-------------|-----|
| 336706 | 10MM x 8MM | 25 |
| 336708 | 15MM x 8MM | 25 |
| 336712 | 15MM x 10MM | 25 |
| 336714 | 15MM x 12MM | 25 |
| 336717 | 22MM x 15MM | 25 |
| 336721 | 28MM x 15MM | 10 |
| 336726 | 28MM x 22MM | 10 |
| 336729 | 35MM x 15MM | 10 |
| 336730 | 35MM x 22MM | 10 |
| 336735 | 35MM x 28MM | 10 |
| 336737 | 42MM x 15MM | 10 |
| 336738 | 42MM x 22MM | 10 |
| 336739 | 42MM x 28MM | 10 |
| 336744 | 42MM x 35MM | 10 |
| 336749 | 54MM x 15MM | 10 |
| 336750 | 54MM x 22MM | 5 |
| 336751 | 54MM x 28MM | 5 |
| 336753 | 54MM x 35MM | 2 |
| 336757 | 54MM x 42MM | 2 |

ELBOW C x C



| CODE | SIZE | BAG |
|--------|------|-----|
| 337221 | 8MM | 50 |
| 337225 | 10MM | 50 |
| 337230 | 15MM | 25 |
| 337234 | 22MM | 25 |
| 337239 | 28MM | 10 |
| 337243 | 35MM | 10 |
| 337248 | 42MM | 5 |
| 337252 | 54MM | 2 |

ELBOW MALE C x MI



| CODE | SIZE | BAG |
|--------|-------------|-----|
| 337280 | 15MM x 1/2" | 10 |
| 337282 | 22MM x 3/4" | 10 |

ELBOW FEMALE C x FI



| CODE | SIZE | BAG |
|--------|-------------|-----|
| 337290 | 15MM x 1/2" | 10 |
| 337292 | 22MM x 3/4" | 10 |

STREET ELBOW 90° C x C



| CODE | SIZE | BAG |
|--------|------|-----|
| 337330 | 15MM | 25 |
| 337334 | 22MM | 25 |
| 337339 | 28MM | 10 |

OBTUSE ELBOW 45° C x C



| CODE | SIZE | BAG |
|--------|------|-----|
| 337818 | 15MM | 25 |
| 337822 | 22MM | 25 |
| 337827 | 28MM | 10 |
| 337828 | 35MM | 5 |
| 337830 | 42MM | 2 |
| 337832 | 54MM | 2 |

WALLPLATE ELBOW C x FI



| CODE | SIZE | BAG |
|--------|-------------|-----|
| 339529 | 15MM x 1/2" | 25 |

CYLINDER UNION - STRAIGHT FI



| CODE | SIZE | BAG |
|--------|-----------|-----|
| 336250 | 22MM x 1" | 10 |

TAP CONNECTOR - STRAIGHT C X NUT FOR TAP TAIL



| CODE | SIZE | BAG |
|--------|-------------|-----|
| 339208 | 15MM x 1/2" | 25 |
| 339212 | 15MM x 3/4" | 25 |
| 339217 | 22MM x 3/4" | 25 |

TAP CONNECTOR - BENT C X NUT FOR TAP TAIL



| CODE | SIZE | BAG |
|--------|-------------|-----|
| 339308 | 15MM x 1/2" | 10 |
| 339312 | 22MM x 3/4" | 10 |

TEE C X C X C



| CODE | SIZE | BAG |
|--------|------|-----|
| 338406 | 8MM | 25 |
| 338410 | 10MM | 25 |
| 338415 | 15MM | 25 |
| 338419 | 22MM | 25 |
| 338424 | 28MM | 10 |
| 338428 | 35MM | 10 |
| 338433 | 42MM | 5 |
| 338437 | 54MM | 2 |

REDUCING TEE - END & BRANCH C X C X C



| CODE | SIZE | BAG |
|--------|--------------------|-----|
| 338714 | 22MM x 15MM x 15MM | 25 |
| 338726 | 28MM x 15MM x 15MM | 25 |
| 338727 | 28MM x 15MM x 22MM | 25 |
| 338728 | 28MM x 22MM x 15MM | 25 |
| 338729 | 28MM x 22MM x 22MM | 25 |

REDUCING TEE - BRANCH C X C X C



| CODE | SIZE | BAG |
|--------|--------------------|-----|
| 338723 | 22MM x 22MM x 15MM | 25 |
| 338734 | 28MM x 28MM x 15MM | 10 |
| 338736 | 28MM x 28MM x 22MM | 10 |
| 338768 | 35MM x 35MM x 15MM | 10 |
| 338770 | 35MM x 35MM x 22MM | 10 |
| 338738 | 35MM x 35MM x 28MM | 10 |
| 338786 | 42MM x 42MM x 15MM | 10 |
| 338788 | 42MM x 42MM x 22MM | 10 |
| 338790 | 42MM x 42MM x 28MM | 10 |
| 338740 | 42MM x 42MM x 35MM | 5 |
| 338814 | 54MM x 54MM x 15MM | 5 |
| 338818 | 54MM x 54MM x 28MM | 5 |
| 338820 | 54MM x 54MM x 35MM | 5 |
| 338742 | 54MM x 54MM x 42MM | 2 |

REDUCING TEE - BOTH ENDS C X C X C



| CODE | SIZE | BAG |
|--------|--------------------|-----|
| 338710 | 15MM x 15MM x 22MM | 25 |
| 338724 | 22MM x 22MM x 28MM | 10 |

REDUCING TEE - END C X C X C



| CODE | SIZE | BAG |
|--------|--------------------|-----|
| 338719 | 22MM x 15MM x 22MM | 25 |
| 338730 | 28MM x 15MM x 28MM | 25 |
| 338732 | 28MM x 22MM x 28MM | 10 |
| 338739 | 35MM x 22MM x 35MM | 10 |
| 338766 | 35MM x 28MM x 35MM | 10 |

CROSSOVER C X C



| CODE | SIZE | BAG |
|--------|-----------|-----|
| 337840 | 15MM FULL | 10 |
| 337844 | 22MM FULL | 10 |

STOPEND C



| CODE | SIZE | BAG |
|--------|------|-----|
| 339404 | 8MM | 50 |
| 339406 | 10MM | 50 |
| 339408 | 15MM | 25 |
| 339412 | 22MM | 25 |
| 339416 | 28MM | 25 |
| 339421 | 35MM | 10 |
| 339426 | 42MM | 5 |
| 339430 | 54MM | 5 |




EMBRASS
PEERLESS

ECLIPSE

UNIVERSAL ERP COMPLIANT
VARIABLE SPEED HEATING
CIRCULATION PUMP

A Rated



**3 YEAR
GUARANTEE**

P1

**ErP
READY** APPLIES TO
EUROPEAN
DIRECTIVE
FOR ENERGY
RELATED
PRODUCTS



230V/50HZ
IP 44
I_{max}: 0.26A
TF95 °C
Class F
EEI<0.2

| | M(m) | POWER |
|-----|------|-------|
| I | 1 | 5W |
| II | 3 | |
| III | 5 | 32W |
| III | 6 | 45W |

Serial No.: 20170900137
Never run the pump empty
Circulating Pump

- 4, 5 & 6 METRE HEAD
- EASY TO INSTALL
- ERP COMPLIANT
- IP44 RATED
- LOW NOISE
- ENERGY SAVING
- AUTO MODE
- NIGHT/DAY MODE
- 3 YEAR GUARANTEE
- 1 1/2" BSP CONNECTIONS
- DISPLAYS POWER CONSUMPTION
- SUITABLE FOR RADIATOR OR UNDERFLOOR SYSTEMS
- QUICK ELECTRICAL CONNECTION

SEE PAGE 67 FOR MORE DETAILS

BRASS AND BLACK IRON FITTINGS



CONTENTS

PAGE

BRASS FITTINGS

58

BLACK IRON FITTINGS

59

BRASS FITTINGS

FLANGED PLUG



| CODE | SIZE | BAG |
|--------|--------|-----|
| 348203 | 1/8" | 25 |
| 348207 | 1/4" | 25 |
| 348212 | 3/8" | 25 |
| 348216 | 1/2" | 25 |
| 348221 | 3/4" | 25 |
| 348225 | 1" | 25 |
| 348230 | 1.1/4" | 10 |
| 348232 | 1.1/2" | 5 |
| 348234 | 2" | 1 |

SOCKET



| CODE | SIZE | BAG |
|--------|--------|-----|
| 348405 | 1/8" | 25 |
| 348409 | 1/4" | 25 |
| 348414 | 3/8" | 25 |
| 348418 | 1/2" | 25 |
| 348423 | 3/4" | 25 |
| 348427 | 1" | 10 |
| 348430 | 1.1/4" | 10 |
| 348435 | 1.1/2" | 5 |
| 348439 | 2" | 1 |

REDUCING SOCKET



| CODE | SIZE | BAG |
|--------|-------------|-----|
| 348460 | 3/4" x 1/2" | 25 |
| 348470 | 1" x 3/4" | 25 |

HEXAGON BUSH



| CODE | SIZE | BAG |
|--------|--------------------|-----|
| 349105 | 1/4" x 1/8" | 25 |
| 349110 | 3/8" x 1/8" | 25 |
| 349115 | 3/8" x 1/4" | 25 |
| 349120 | 1/2" x 1/8" | 25 |
| 349125 | 1/2" x 1/4" | 25 |
| 349130 | 1/2" x 3/8" | 25 |
| 349135 | 3/4" x 1/2" | 25 |
| 349145 | 1" x 1/2" | 25 |
| 349150 | 1" x 3/4" | 25 |
| 349155 | 1.1/4" x 1/2" | 10 |
| 349160 | 1.1/4" x 3/4" | 10 |
| 349165 | 1.1/4" x 1" | 10 |
| 349167 | 1.1/2" x 1/2" | 10 |
| 349170 | 1.1/2" x 3/4" | 10 |
| 349175 | 1.1/2" x 1" | 10 |
| 349180 | 1.1/2" x 1.1/4" | 10 |
| 349185 | 2" x 1" | 1 |
| 349190 | 2" x 1.1/4" | 1 |
| 349195 | 2" x 1.1/2" | 1 |
| 349140 | 3/4" x 1/2" CHROME | 25 |

CAP



| CODE | SIZE | BAG |
|--------|-------------|-----|
| 348601 | 1/8" | 25 |
| 348607 | 1/4" | 25 |
| 348611 | 3/8" | 25 |
| 348616 | 1/2" | 25 |
| 348620 | 3/4" | 25 |
| 348625 | 1" | 25 |
| 348628 | 1.1/4" | 10 |
| 348632 | 1.1/2" | 10 |
| 348637 | 2" | 1 |
| 348618 | 1/2" CHROME | 25 |

FLANGED BACKNUT



| CODE | SIZE | BAG |
|--------|--------------------|-----|
| 348905 | 1/2" | 25 |
| 348915 | 3/4" | 25 |
| 348920 | 1" | 25 |
| 348925 | 1.1/4" | 10 |
| 348930 | 1.1/2" | 10 |
| 348935 | 2" | 10 |
| 348910 | 1/2" HEAVY PATTERN | 25 |
| 348917 | 3/4" HEAVY PATTERN | 25 |

HOSE CONNECTOR MALE MI



| CODE | SIZE | BAG |
|--------|-------------|-----|
| 349005 | 1/4" x 1/4" | 10 |
| 349010 | 3/8" x 3/8" | 10 |
| 349015 | 1/2" x 1/2" | 10 |
| 349020 | 3/4" x 3/4" | 10 |
| 349025 | 1" x 1" | 10 |

HEXAGON NIPPLE MALE M X M



| CODE | SIZE | BAG |
|--------|--------|-----|
| 349304 | 1/8" | 25 |
| 349308 | 1/4" | 25 |
| 349313 | 3/8" | 25 |
| 349317 | 1/2" | 25 |
| 349322 | 3/4" | 25 |
| 349326 | 1" | 10 |
| 349331 | 1.1/4" | 10 |
| 349335 | 1.1/2" | 5 |
| 349340 | 2" | 1 |

RUNNING NIPPLE M X M



| CODE | SIZE | BAG |
|--------|----------------|-----|
| 349350 | 1/2" x 4" LONG | 25 |
| 349355 | 3/4" x 4" LONG | 25 |

REDUCING NIPPLE M X M



| CODE | SIZE | BAG |
|--------|-------------|-----|
| 349380 | 3/4" x 1/2" | 25 |

ELBOW M X F



| CODE | SIZE | BAG |
|--------|------|-----|
| 348700 | 1/4" | 25 |
| 348705 | 3/8" | 25 |
| 348710 | 1/2" | 25 |
| 348715 | 3/4" | 25 |
| 348720 | 1" | 10 |

ELBOW F X F



| CODE | SIZE | BAG |
|--------|------|-----|
| 348650 | 1/4" | 25 |
| 348655 | 3/8" | 25 |
| 348660 | 1/2" | 25 |
| 348665 | 3/4" | 25 |
| 348670 | 1" | 10 |

TEE F X F X F



| CODE | SIZE | BAG |
|--------|--------|-----|
| 348800 | 1/4" | 10 |
| 348805 | 3/8" | 10 |
| 348810 | 1/2" | 10 |
| 348815 | 3/4" | 10 |
| 348820 | 1" | 10 |
| 348825 | 1.1/4" | 1 |
| 348830 | 1.1/2" | 1 |

BLACK IRON FITTINGS

ELBOW F x F



| CODE | SIZE | BAG |
|--------|------|-----|
| 357120 | 1/2" | 25 |
| 357125 | 3/4" | 25 |
| 357130 | 1" | 25 |

ELBOW M x F



| CODE | SIZE | BAG |
|--------|------|-----|
| 357220 | 1/2" | 25 |
| 357225 | 3/4" | 10 |
| 357230 | 1" | 5 |

TEE F x F x F



| CODE | SIZE | BAG |
|--------|------|-----|
| 357320 | 1/2" | 10 |
| 357325 | 3/4" | 10 |
| 357330 | 1" | 5 |

HEXAGON BUSH M x F



| CODE | SIZE | BAG |
|--------|-----------------|-----|
| 357410 | 3/8" x 1/4" | 25 |
| 357415 | 1/2" x 1/8" | 25 |
| 357420 | 1/2" x 1/4" | 25 |
| 357425 | 3/4" x 1/2" | 10 |
| 357430 | 1" x 1/2" | 10 |
| 357435 | 1" x 3/4" | 10 |
| 357440 | 1.1/4" x 3/4" | 5 |
| 357445 | 1.1/4" x 1" | 5 |
| 357450 | 1.1/2" x 1" | 1 |
| 357455 | 1.1/2" x 1.1/4" | 1 |

SOCKET



| CODE | SIZE | BAG |
|--------|------|-----|
| 357520 | 1/2" | 10 |
| 357525 | 3/4" | 10 |
| 357530 | 1" | 5 |

HEXAGON NIPPLE M x M



| CODE | SIZE | BAG |
|--------|------|-----|
| 357810 | 1/4" | 25 |
| 357815 | 3/8" | 25 |
| 357820 | 1/2" | 10 |
| 357825 | 3/4" | 10 |
| 357830 | 1" | 5 |

PLUG



| CODE | SIZE | BAG |
|--------|------|-----|
| 357550 | 1/4" | 25 |
| 357555 | 3/8" | 25 |
| 357560 | 1/2" | 10 |
| 357565 | 3/4" | 10 |
| 357570 | 1" | 5 |

CAP



| CODE | SIZE | BAG |
|--------|------|-----|
| 357610 | 1/4" | 25 |
| 357615 | 3/8" | 25 |
| 357620 | 1/2" | 10 |
| 357625 | 3/4" | 10 |
| 357630 | 1" | 5 |

Flexigas

THE FAST AND TRULY VERSATILE SYSTEM FOR GAS INSTALLATIONS

FLEXIGAS™, DESIGNED FOR DOMESTIC AND COMMERCIAL GAS INSTALLATIONS IS THE INTELLIGENT CHOICE FOR PLUMBERS WHO ARE LOOKING FOR AN EFFICIENT, LIGHTWEIGHT AND FLEXIBLE ALTERNATIVE TO RIGID COPPER OR STEEL.

THROUGH CONSTANT INNOVATION, FLEXIGAS™ CONTINUES TO DEVELOP FASTER, EASIER AND SAFER SOLUTIONS FOR GAS INSTALLATIONS.

FLEXIGAS™ HOLD A NUMBER A PATENTED AND PATENT PENDING FEATURES, INCLUDING FLEXIGAS DS™, FG LINK™ AND FG BOND™.

FLEXIGAS™ IS APPROVED BY BRITISH STANDARDS UNDER THE KITEMARK CERTIFICATION SCHEME AND IS MANUFACTURED IN ACCORDANCE WITH EN 15266.



SEE PAGES 85 - 90
FOR FULL RANGE

HEATING PRODUCTS



| CONTENTS | PAGE | PAGE |
|--------------------------------------|----------------|--|
| EDEN TRV'S | 62 | TESLA HEAT PUMP ACCS 71 |
| RADIATOR VALVES | 62 | TESLA IMMERSION HEATERS 72 - 73 |
| RADIATOR ACCESSORIES | 63 | EXPANSION VESSELS & ACCS 74 |
| TOWEL RAIL VALVES | 64 | FILLING LOOPS 75 |
| TOWEL RAILS | 65 | THERMOCOUPLES 76 |
| TOWEL RAIL ACCESSORIES | 66 | TERMINAL GUARDS 76 |
| ECLIPSE CIRCULATING PUMP | 67 | FIRE VALVES 77 |
| HEATING VALVES & CONTROLS | 67 - 70 | OIL FITTINGS 77 |

EMBRASS
PEERLESS

eden
★★★★★

EDEN - THE FIVE STAR THERMOSTATIC RADIATOR VALVES

- AVAILABLE WITH WHITE OR CHROME HEAD
- LIQUID FILLED ELEMENT
- FULLY REVERSIBLE
- FROST PROTECTION
- COMPLIES WITH EN215
- MAXIMUM WORKING PRESSURE: 10 BAR
- MAXIMUM DIFFERENTIAL PRESSURE: 0.8 BAR
- MAXIMUM FLOW TEMPERATURE: 120°C



EDEN THERMOSTATIC RADIATOR VALVES

ANGLED



| CODE | SIZE | Box |
|--------|------------------|-----|
| 315010 | 15MM WHITE HEAD | 24 |
| 315025 | 15MM CHROME HEAD | 24 |

STRAIGHT



| CODE | SIZE | Box |
|--------|------------------|-----|
| 315020 | 15MM WHITE HEAD | 20 |
| 315030 | 15MM CHROME HEAD | 20 |

TRV PACK



ANGLE VALVE COMPLETE WITH LOCKSHIELD RADIATOR VALVE.

| CODE | SIZE | Box |
|--------|------------------|-----|
| 315015 | 15MM WHITE HEAD | 24 |
| 315027 | 15MM CHROME HEAD | 24 |

MANUAL RADIATOR VALVES

TRENT REVERSIBLE VALVES (1/2" NUT)

MADE IN ACCORDANCE WITH BS2767-10:1991. TAPER THREADED TAIL-PIECE TO BS21. CHROME PLATED BRASS BODY. SUPPLIED WITH WHEELHEAD AND LOCKSHIELD HEADS.



| CODE | SIZE | Box |
|--------|---------------|-----|
| 312820 | 15MM ANGLED | 50 |
| 312825 | 15MM STRAIGHT | 50 |

TRENT VALVES (3/4" NUT)

MADE IN ACCORDANCE WITH BS2767-10:1991. TAPER THREADED TAIL-PIECE TO BS21. CHROME PLATED BRASS BODY. SUPPLIED WITH WHEELHEAD AND LOCKSHIELD HEADS.



| CODE | SIZE | Box |
|--------|---------------------------|-----|
| 312850 | 10MM ANGLED | 50 |
| 312854 | 15MM ANGLED | 50 |
| 312844 | 15MM STRAIGHT | 50 |
| 312859 | 10MM ANGLED C/W DRAIN-OFF | 50 |
| 312863 | 15MM ANGLED C/W DRAIN-OFF | 50 |

TRENT PLUS VALVES (1/2" NUT)

MADE IN ACCORDANCE WITH BS2767-10:1991. TAPER THREADED TAIL-PIECE TO BS21 WITH EXTERNAL SQUARE SPANNER LOCATION FOR EASY FITTING. CHROME PLATED BRASS BODY. SUPPLIED WITH WHEELHEAD AND LOCKSHIELD HEADS.



| CODE | SIZE | Box |
|--------|---------------------------|-----|
| 312705 | 10MM ANGLED | 50 |
| 312710 | 15MM ANGLED | 50 |
| 312740 | 10MM STRAIGHT | 50 |
| 312725 | 15MM STRAIGHT | 50 |
| 312744 | 10MM ANGLED C/W DRAIN-OFF | 50 |
| 312745 | 15MM ANGLED C/W DRAIN-OFF | 50 |



SEE PAGE 64 FOR OUR NEW CORNER TRV PACKS AVAILABLE IN MATT BLACK AND ANTHRACITE

RADIATOR ACCESSORIES

ADJUSTABLE RADIATOR UNION TAIL



| CODE | SIZE | BOX |
|--------|-------------|-----|
| 312985 | 1/2" x 20MM | 100 |
| 312989 | 1/2" x 40MM | 80 |

RADIATOR EXTENSION PIECES - TELESCOPIC (ADJUSTABLE)



| CODE | SIZE | BOX |
|--------|----------------|-----|
| 312965 | 1/2" x 30-50MM | 80 |
| 312970 | 1/2" x 50-70MM | 70 |

RADIATOR EXTENSION PIECE - RIGID

CAN BE CUT DOWN WITH PIPE SLICE OR HACKSAW.



| CODE | SIZE | BOX |
|--------|--------------|-----|
| 312975 | 1/2" x 60MM | 80 |
| 312977 | 1/2" x 100MM | 70 |

RADIATOR DRAIN-OFF



| CODE | SIZE | BOX |
|--------|---------------------|-----|
| 312980 | 1/2" M x F - CHROME | 100 |

RADIATOR BRACKETS - UNIVERSAL

SIZE: 30MM x 79MM



| CODE | SIZE | BOX |
|--------|-----------------------|-----|
| 394695 | UNIVERSAL (PACK OF 4) | 140 |

RADIATOR KEYS



| CODE | SIZE | BOX |
|--------|--------------------|-----|
| 313704 | ALLOY | 250 |
| 313708 | BRASS | 250 |
| 313713 | CLOCK TYPE - BRASS | 220 |
| 313721 | 4-WAY | 200 |

DIRECTIONAL AIR VENT & PLUG



| CODE | SIZE | BOX |
|--------|---------------------------------|-----|
| 313550 | 1/2" AIR VENT CHROME | 200 |
| 313575 | 1/2" PLUG CHROME | 200 |
| 313580 | 1/2" AIR VENT & PLUG KIT CHROME | 120 |

AIR VENTS - BRASS



| CODE | SIZE | BOX |
|--------|------|-----|
| 313506 | 1/8" | 400 |
| 313510 | 1/4" | 360 |
| 313515 | 1/2" | 300 |

AUTOMATIC AIR VENT - CHROME



| CODE | SIZE | BOX |
|--------|------|-----|
| 313542 | 1/8" | 360 |

COMPRESSION AIR VENT - BRASS



| CODE | SIZE | BOX |
|--------|------|-----|
| 313520 | 15MM | 320 |

CAPILLARY AIR VENT (THUMB VENT) - BRASS



| CODE | SIZE | BOX |
|--------|------|-----|
| 313311 | 15MM | 320 |
| 313315 | 22MM | 220 |

PUSHFIT STEM ELBOW - CHROME

SUITABLE FOR PLASTIC PIPE. IDEAL FOR REDUCING 15MM RADIATOR VALVES DOWN TO 10MM PIPE (313590). BRASS WITH CHROME FINISH.



| CODE | SIZE | BOX |
|--------|-------------|-----|
| 313590 | 15MM x 10MM | 50 |
| 313595 | 15MM x 15MM | 40 |

FINGER FITTINGS



CAN BE USED ON SOLDERED, COMPRESSION AND CRIMPED FITTINGS. SAVE TIME BY ONLY MAKING ONE JOINT.

AIR 'FINGER' (AIR RELEASE POINT)



THE AIR FINGER IS FITTED WHEN A MANUAL AIR VENT IS REQUIRED ON HEATING OR HOT AND COLD WATER LINES

| CODE | MANUF. CODE | SIZE | PACK |
|--------|-------------|------|------|
| 313525 | AIRFIN | 15MM | 1 |

REDUCING 'FINGER'



REDUCED COST WHEN FITTING INTO A STANDARD TEE. VERSATILITY WHEN USED IN THE BRANCH OF THE TEE OR EITHER END OF IT. YOU ONLY NEED CARRY ONE SPECIALIST ITEM

| CODE | MANUF. CODE | SIZE | PACK |
|--------|-------------|------|------|
| 381899 | REDFIN | 15MM | 1 |

EMBRASS PEERLESS TOWEL RAIL RADIATOR VALVES



RIMINI TRADE CHROME (PAIR)



LIGHTER PATTERN VALVE, SOLD IN PAIRS.

| CODE | SIZE | Box |
|--------|---------------|-----|
| 165308 | 15MM ANGLED | 65 |
| 165303 | 15MM STRAIGHT | 65 |

RIMINI CHROME (SINGLE)



HEAVY PATTERN VALVE, SOLD INDIVIDUALLY.

| CODE | SIZE | Box |
|--------|---------------|-----|
| 465407 | 15MM ANGLED | 65 |
| 465402 | 15MM STRAIGHT | 65 |

DERWENT CHROME (SINGLE)



CONTRACT VALVE WITH PLASTIC CHROME HEAD. SOLD IN SINGLES.

| CODE | SIZE | Box |
|--------|---------------|-----|
| 312880 | 15MM ANGLED | 65 |
| 312885 | 15MM STRAIGHT | 65 |

CONTEMPORARY DELUXE CHROME (PAIR)



HEAVY PATTERN VALVE, SOLD IN PAIRS.

| CODE | SIZE | Box |
|--------|-------------|-----|
| 420220 | 15MM ANGLED | 12 |

CONTEMPORARY X-HEAD CHROME (PAIR)



HEAVY PATTERN VALVE, SOLD IN PAIRS.

| CODE | SIZE | Box |
|--------|-------------|-----|
| 420215 | 15MM ANGLED | 12 |

EDWARDIAN CHROME (PAIR)



HEAVY PATTERN VALVE, SOLD IN PAIRS.

| CODE | SIZE | Box |
|--------|-------------|-----|
| 465320 | 15MM ANGLED | 20 |

CORNER PATTERN CHROME (PAIR)



HEAVY PATTERN VALVE, SOLD IN PAIRS WITH WHEELHEAD AND LOCKSHIELD VERSIONS.

| CODE | SIZE | Box |
|--------|-------------|-----|
| 465515 | 15MM ANGLED | 24 |

THERMOSTATIC TOWEL RAIL VALVE PACKS

SOLD AS A PACK. TRV AND LOCKSHIELD VALVE

CORNER VALVE PACKS



| CODE | SIZE | Box |
|--------|------------------------|-----|
| 391397 | ANTHRACITE 15MM (PAIR) | 20 |
| 391399 | MATT BLACK 15MM (PAIR) | 20 |

CHROME / WHITE VALVE PACKS



| CODE | SIZE | Box |
|--------|----------------------|-----|
| 391394 | ANGLED 15MM (PAIR) | 20 |
| 391393 | STRAIGHT 15MM (PAIR) | 20 |

ANTHRACITE VALVE PACKS



| CODE | SIZE | Box |
|--------|----------------------|-----|
| 391465 | ANGLED 15MM (PAIR) | 20 |
| 391460 | STRAIGHT 15MM (PAIR) | 20 |

MATT BLACK VALVE PACKS



| CODE | SIZE | Box |
|--------|----------------------|-----|
| 391396 | ANGLED 15MM (PAIR) | 20 |
| 391395 | STRAIGHT 15MM (PAIR) | 20 |

TOWEL RAILS



STRAIGHT LADDER

CHROME

| CODE | SIZE | NO. TUBES | BTU / WATT |
|--------|----------------|-----------|------------|
| 391250 | 800MM x 400MM | 10 | 556 / 163 |
| 391252 | 1200MM x 400MM | 17 | 889 / 261 |
| 391260 | 800MM x 500MM | 10 | 643 / 188 |
| 391262 | 1200MM x 500MM | 17 | 1038 / 304 |
| 391264 | 1600MM x 500MM | 22 | 1359 / 398 |
| 391266 | 1800MM x 500MM | 26 | 1575 / 462 |
| 391270 | 800MM x 600MM | 10 | 730 / 214 |
| 391272 | 1200MM x 600MM | 17 | 1186 / 348 |

ANTHRACITE

| CODE | SIZE | NO. TUBES | BTU / WATT |
|--------|----------------|-----------|------------|
| 391280 | 800MM x 400MM | 10 | 704 / 206 |
| 391286 | 800MM x 500MM | 10 | 814 / 239 |
| 391288 | 1200MM x 500MM | 17 | 1314 / 385 |
| 391290 | 800MM x 600MM | 10 | 924 / 271 |

MATT BLACK

| CODE | SIZE | NO. TUBES | BTU / WATT |
|--------|----------------|-----------|------------|
| 391296 | 800MM x 400MM | 10 | 704 / 206 |
| 391300 | 800MM x 500MM | 10 | 814 / 239 |
| 391302 | 1200MM x 500MM | 17 | 1314 / 385 |
| 391304 | 1600MM x 500MM | 22 | 1721 / 504 |
| 391308 | 800MM x 600MM | 10 | 924 / 271 |



CURVED LADDER

CHROME

| CODE | SIZE | NO. TUBES | BTU / WATT |
|--------|----------------|-----------|------------|
| 391314 | 800MM x 400MM | 10 | 559 / 164 |
| 391316 | 1200MM x 400MM | 17 | 895 / 262 |
| 391320 | 800MM x 500MM | 10 | 646 / 189 |
| 391322 | 1200MM x 500MM | 17 | 1044 / 306 |
| 391330 | 800MM x 600MM | 10 | 734 / 215 |
| 391332 | 1200MM x 600MM | 17 | 1192 / 349 |

ANTHRACITE

| CODE | SIZE | NO. TUBES | BTU / WATT |
|--------|---------------|-----------|------------|
| 391336 | 800MM x 500MM | 10 | 818 / 240 |

MATT BLACK

| CODE | SIZE | NO. TUBES | BTU / WATT |
|--------|----------------|-----------|------------|
| 391340 | 800MM x 500MM | 10 | 818 / 240 |
| 391342 | 1200MM x 500MM | 17 | 1321 / 387 |



FLAT SQUARE

CHROME

| CODE | SIZE | NO. TUBES | BTU / WATT |
|--------|----------------|-----------|------------|
| 391350 | 800MM x 600MM | 11 | 1022 / 300 |
| 391352 | 1200MM x 600MM | 17 | 1564 / 458 |

ANTHRACITE

| CODE | SIZE | NO. TUBES | BTU / WATT |
|--------|---------------|-----------|------------|
| 391356 | 800MM x 600MM | 11 | 1294 / 379 |

MATT BLACK

| CODE | SIZE | NO. TUBES | BTU / WATT |
|--------|---------------|-----------|------------|
| 391360 | 800MM x 600MM | 11 | 1294 / 379 |



FLAT PANEL

CHROME

| CODE | SIZE | NO. TUBES | BTU / WATT |
|--------|----------------|-----------|------------|
| 391366 | 800MM x 400MM | 8 | 1026 / 301 |
| 391368 | 1200MM x 400MM | 12 | 1538 / 451 |
| 391370 | 800MM x 600MM | 8 | 1380 / 405 |
| 391372 | 1200MM x 600MM | 12 | 2070 / 607 |

ANTHRACITE

| CODE | SIZE | NO. TUBES | BTU / WATT |
|--------|----------------|-----------|------------|
| 391376 | 800MM x 400MM | 8 | 1026 / 301 |
| 391380 | 800MM x 600MM | 8 | 1380 / 405 |
| 391382 | 1200MM x 600MM | 12 | 2070 / 607 |

MATT BLACK

| CODE | SIZE | NO. TUBES | BTU / WATT |
|--------|----------------|-----------|------------|
| 391386 | 800MM x 400MM | 8 | 1026 / 301 |
| 391388 | 1200MM x 400MM | 12 | 1538 / 451 |
| 391392 | 800MM x 600MM | 8 | 1380 / 405 |

TOWEL RAIL HEATING



TOWEL RAIL ELEMENTS

FOR USE WITH PLUMBED AND NON-PLUMBED TOWEL RAILS. MUST BE HARD WIRED TO FUSED SPUR. BEAB APPROVED EN 60335-1:2002; EN 50366:2003.

INCLUDES:

- CHROME TEE PIECE FOR DUAL FUEL SYSTEMS
- CHROME BLANKING PLUG
- CHROME AND WHITE CAPS
- PRE-WIRED
- 800MM CABLE

THERMAL CONTROL PLATE

USED TO CONTROL THE OUTPUT OF YOUR TOWEL RAIL ELEMENT. THE TOWEL RAIL ELEMENT CAN BE WIRED DIRECTLY INTO THIS CONTROL PLATE, IN THE BATHROOM (IPX5 RATED).

THE PLATE GIVES YOU FIVE INCREMENTS OF CONTROL, FROM 20% UP TO 100%, INDICATED BY THE LED LIGHTS. THE 2-HOUR BOOST FUNCTION SWITCHES THE ELEMENT TO FULL POWER FOR 2 HOURS, THEN REVERTS TO THE PREVIOUS SETTING. A CHROME FASCIA PLATE IS ALSO AVAILABLE THAT SIMPLY CLIPS ON TO THE FRONT.

TOWEL RAIL ELEMENTS



| CODE | MANUF. CODE | SIZE | PACK |
|--------|-------------|------|------|
| 391400 | TR11 | 150w | 1 |
| 391405 | TR13 | 250w | 1 |
| 391410 | TR15 | 400w | 1 |
| 391415 | TR27-6 | 600w | 1 |

TOWEL RAIL DUAL FUEL TEE CHROME



| CODE | MANUF. CODE | SIZE | PACK |
|--------|-------------|------|------|
| 391430 | 8T15 | 1/2" | 1 |

THERMAL CONTROL PLATE



| CODE | MANUF. CODE | SIZE | PACK |
|--------|-------------|-----------------|------|
| 391440 | TCP200 | CONTROL PLATE | 1 |
| 391445 | TCPCP | FASCIA - CHROME | 1 |



EMBRASS PEERLESS ECLIPSE MOTORISED ZONE VALVES



- 1 M CABLE
- 230V
- MAXIMUM AMBIENT TEMPERATURE: 50°C
- MAXIMUM STATIC PRESSURE: 8.6 BAR
- OPERATING TEMPERATURE: 5 - 88°C
- **2 YEAR WARRANTY**

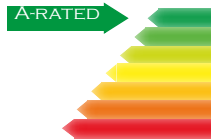
| CODE | SIZE | Box |
|--------|------------|-----|
| 365070 | 22MM 2-WAY | 1 |
| 365080 | 28MM 2-WAY | 1 |
| 365075 | 22MM 3-WAY | 1 |
| 365085 | 28MM 3-WAY | 1 |

EMBRASS PEERLESS ECLIPSE CIRCULATION PUMP



ECLIPSE UNIVERSAL ERP COMPLIANT VARIABLE SPEED HEATING CIRCULATION PUMP

- 4, 5 & 6M HEAD
- A-RATED
- ERP COMPLIANT
- IP44 RATED
- PRE-WIRED
- EASY TO INSTALL
- ENERGY SAVING
- LOW NOISE
- AUTO MODE
- NIGHT / DAY MODE
- DISPLAYS POWER CONSUMPTION
- QUICK ELECTRICAL CONNECTION
- **3 YEAR WARRANTY**



ECLIPSE CIRCULATION PUMP

| CODE | SIZE | BOX |
|--------|-------------------------|-----|
| 490920 | A-RATED (4, 5, 6M HEAD) | 8 |

ELECTRIC WIRING CENTRE 12-WAY



PRODUCT OVERVIEW:

USED AS THE MAIN HUB WHERE VARIOUS ITEMS OF ELECTRICAL AND COMMUNICATION EQUIPMENT ARE CONNECTED AND TERMINATED.

PRODUCT FEATURES & BENEFITS:

- 12 CONNECTIONS
- 12 BREAK-OFF CABLE INSERT TABS
- BUILT-IN MAINS IN CABLE CLAMP
- REMOVABLE JUNCTION BLOCK
- **CE AND UKCA APPROVED**



| CODE | SIZE | Box |
|--------|----------------------|-----|
| 381930 | WIRING CENTRE 12-WAY | 1 |

EA5YPLUG 3 - 5 WAY CONNECTOR



PRODUCT OVERVIEW:

THE **EA5Y PLUG** ALLOWS QUICK AND EASY INSTALLATION OF A RANGE OF PRODUCTS RELATING TO A WIRING CENTRE.

THERE IS NOW NO NEED TO OPEN THE WIRING CENTRE TO ATTEMPT TO TRACE WIRES BACK TO OLD, BROKEN COMPONENTS. NOW YOU CAN CUT THE OLD CABLE, INSTALL THE NEW COMPONENT AND WIRE IT IN USING THIS USEFUL AND TIME EFFICIENT DEVICE.

PRODUCT FEATURES & BENEFITS:

- BUILT-IN CABLE STRAIN RELIEF
- ONE PIECE SECURING FACEPLATE
- STRONG HOLDING CLIPS
- MANUFACTURED FROM FIRE RESISTANT MATERIALS
- RATED 20A (250V)
- **CE AND UKCA APPROVED**
- FULLY RECYCLABLE PACKAGING



| CODE | SIZE | Box |
|--------|---------------------|-----|
| 381920 | EA5Y PLUG CONNECTOR | 1 |

EMBRASS PEERLESS
EDEN MAGNETIC FILTERS

NEW

EMBRASS
PEERLESS

eden

3
YEAR
WARRANTY

- COMPLETE FITTING KIT INCLUDED
- CAN BE INSTALLED HORIZONTALLY, VERTICALLY OR AT 45°
- EASY ACCESS FOR MAINTENANCE
- SEALS ARE HEAT RESISTANT TO 120°C
- PREMIUM QUALITY BRASS FULL BORE VALVES

MAGNETIC FILTER 22MM X 1"

- HIGH STRENGTH MAGNETIC SYSTEM (12,000 GAUSS)
- FLOW RATES UP TO 15 LITRES PER MIN



MINI MAGNETIC FILTER 22MM X 3/4"

- HIGH STRENGTH MAGNETIC SYSTEM (9,000 GAUSS)
- FLOW RATES UP TO 10 LITRES PER MIN



MAGNETIC FILTERS

| CODE | SIZE | PACK |
|--------|------------------------------------|------|
| 490960 | MINI MAGNETIC FILTER 22MM X 3/4" | 1 |
| 490965 | STANDARD MAGNETIC FILTER 22MM X 1" | 1 |



EMMETI HEATING VALVES AND CONTROLS



PRESSURE RELIEF SAFETY VALVE WITH GAUGE (SICURA)

3 BAR, WITH GAUGE POINT 1/4" AND 50MM PRESSURE GAUGE 0-4 BAR.



| CODE | MANUF. CODE | SIZE | PACK |
|--------|-------------|------------|------|
| 381203 | 206100 | 1/2" F x F | 1 |

PRESSURE RELIEF SAFETY VALVE NO GAUGE (SICURA)

HIGH FLOW MEMBRANE TYPE SPRING OPERATED VALVES. THE CONTROL KNOB IS PROTECTED FROM BEING ACCIDENTALLY OPENED BY A SLEEVED CAP.



| CODE | MANUF. CODE | SIZE | PACK |
|--------|-------------|--------------------|------|
| 381205 | 205030 | 1/2" F x F - 3 BAR | 1 |
| 381209 | 202334 | 3/4" F x F - 3 BAR | 1 |
| 381250 | 206030 | 1/2" M x F - 3 BAR | 1 |
| 381207 | 205060 | 1/2" F x F - 6 BAR | 1 |

PRESSURE GAUGE WITH RADIAL CONNECTION

1/4" x 50MM GAUGE. BOTTOM CONNECTION.



| CODE | MANUF. CODE | SIZE | PACK |
|--------|-------------|-------|------|
| 381007 | 616024 | 6 BAR | 1 |

PRESSURE GAUGE WITH AXIAL CONNECTION

1/4" x 50MM GAUGE. REAR CONNECTION.



| CODE | MANUF. CODE | SIZE | PACK |
|--------|-------------|--------|------|
| 381150 | 612442 | 10 BAR | 1 |

RWC EASIFIT® 2-IN-1 THERMOSTATIC MIXING VALVE



EASIFIT® 2-IN-1 THERMOSTATIC MIXING VALVE

THE EASIFIT THERMOSTATIC MIXING VALVE (TMV) ELIMINATES THE RISK OF ACCIDENTAL INJURIES AND BURNS BY PRECISELY BLENDING HOT AND COLD WATER TO A SAFE AND COMFORTABLE TEMPERATURE. ULTRA-COMPACT AND LIGHTWEIGHT, EASIFIT IS IDEAL FOR TIGHT SPACES SUCH AS UNDER BASINS, BATHS AND SHOWER INSTALLATIONS. USING UNIQUE TECHNOLOGY, THE EASIFIT TMV CAN FUNCTION AT A FLOW RATE AS LOW AS ONE LITRE PER MINUTE, THE LOWEST BY FAR IN THE INDUSTRY, AND IS ALSO RESISTANT TO SCALE AND OTHER SYSTEM CONTAMINANTS ENSURING INCREASED VALVE LONGEVITY.

FEATURES:

- COMPLIANT WITH NHS & DOB REGULATIONS.
- TEMPERATURE ADJUSTMENT IS INCORPORATED ON THE CLIP IN THE CAP.
- 5-YEAR GUARANTEE.



| CODE | MANUF. CODE | SIZE | PACK |
|--------|-------------|-----------------------|------|
| 319000 | HEAT112010 | 15MM FLAT FACED UNION | 1 |
| 319005 | HEAT112015 | 22MM FLAT FACED UNION | 1 |

EASIFIT® MANIFOLD WITH FILLING LOOP & GAUGE



THE CONNECTION MANIFOLD IS A ONE PIECE UNIT AND REQUIRES NO ASSEMBLY. INCLUDES A WRAS APPROVED FILLING LOOP WITH BLANKING CAPS. COMES WITH AN EASY TO READ 1/4" PRESSURE GAUGE. UNION TYPE CONNECTION TO THE EXPANSION VESSEL CAN BE ORIENTATED EASILY. WRAS APPROVED

| CODE | MANUF. CODE | SIZE | PACK |
|--------|-------------|-----------|------|
| 310686 | EASI209104 | 3/4" MBSP | 1 |

ANTI-LEGIONELLA VALVE



MAINTAINS CIRCULATION THROUGH AN EXPANSION VESSEL. PREVENTS STAGNATION. EASY TO INSTALL. INCLUDES BALL VALVE FOR SIMPLE MAINTENANCE. CAN BE USED ON ANY STANDARD VESSEL WITH 3/4" OR 1 1/4" CONNECTION. DRAIN OFF ON 1. 1/4" VERSION. 3/4" VERSION INCLUDES ROTATABLE TEE-PIECE. WRAS APPROVED.



| CODE | MANUF. CODE | SIZE | PACK |
|--------|-------------|-------------|------|
| 310691 | ANTI100001 | 3/4" FBSP | 1 |
| 310692 | ANTI100005 | 1.1/4" FBSP | 1 |

HEATING VALVES & CONTROLS

PRESSURE REDUCING VALVE
C/W GAUGE

MAXIMUM INLET PRESSURE: 16 BAR.
OUTLET ADJUSTMENT RANGE: 1 - 6 BAR.
FACTORY SETTING: 3 BAR.
PRESSURE GAUGE: 0 - 10 BAR.



| CODE | SIZE | Box |
|--------|------------------------|-----|
| 381840 | 22MM C/W 15MM REDUCERS | 1 |

ANGLED BY-PASS VALVE

DIFFERENTIAL PRESSURE RANGE 0.1 TO 0.5 BAR.
HIGH CAPACITY FLOW UP TO 83 LITRES PER
MINUTE. REDUCES SYSTEM NOISE AND MAINTAINS
AN EVEN SYSTEM PRESSURE.
MAXIMUM WORKING TEMPERATURE: 100°C



| CODE | SIZE | Box |
|--------|------|-----|
| 381820 | 22MM | 1 |

AUTO BOTTLE AIR VENT WITH
CHECK VALVE

MAXIMUM WORKING TEMPERATURE: 110°C.
MAXIMUM WORKING PRESSURE: 10 BAR.



| CODE | SIZE | Box |
|--------|------|-----|
| 313544 | 3/8" | 1 |
| 313546 | 1/2" | 1 |

AUTO BOTTLE AIR VENT
(COMPRESSION)

MAXIMUM WORKING TEMPERATURE: 110°C.
MAXIMUM WORKING PRESSURE: 10 BAR.



| CODE | SIZE | Box |
|--------|------|-----|
| 313548 | 15MM | 1 |

AUTO BOTTLE AIR VENTS
- SLIMLINE

MAXIMUM WORKING TEMPERATURE: 110°C.
MAXIMUM WORKING PRESSURE: 6 BAR.



| CODE | SIZE | Box |
|--------|----------------------------|-----|
| 313350 | 1/2" BSPP WITH CHECK VALVE | 1 |
| 313352 | 15MM COMPRESSION | 1 |

WATER HAMMER ARRESTER
- MINI-RESTER

TO PREVENT WATER HAMMER. ARRESTORS SHOULD
BE INSTALLED WITHIN SIX FEET OF THE PROBLEM
VALVE/TAP. MAY BE INSTALLED AT ANY ANGLE.
ALL MINI-RESTER'S ARE APPROVED FOR SEALED
WALL INSTALLATIONS WITH NO ACCESS PANEL
REQUIRED. FOR USE ON DOMESTIC/RESIDENTIAL
APPLICATIONS.



| CODE | SIZE | Box |
|--------|------|-----|
| 382500 | 1/2" | 1 |

WATER HAMMER ARRESTER
- HYDRA-RESTER (MAXI)

TO PREVENT WATER HAMMER. ARRESTORS SHOULD
BE INSTALLED WITHIN SIX FEET OF THE PROBLEM
VALVE/TAP. MAY BE INSTALLED AT ANY ANGLE. ALL
HYDRA-RESTER'S ARE APPROVED FOR SEALED WALL
INSTALLATIONS WITH NO ACCESS PANEL REQUIRED.
FOR USE ON COMMERCIAL APPLICATIONS.



| CODE | SIZE | Box |
|--------|------|-----|
| 382505 | 1/2" | 1 |

SHOCK ARRESTER



MANUFACTURED TO EN 13831. WRAS APPROVED.
KIWA APPROVED. STAINLESS STEEL. PRE-CHARGED
TO 3.5 BAR.
MAXIMUM OPERATING TEMPERATURE 85°C.
DIAMETER 78MM, HEIGHT 110MM. 160ML.



| CODE | SIZE | Box |
|--------|----------------------|-----|
| 381560 | 1/2" MALE CONNECTION | 1 |

TESLATUN DRY TRAP TUNDISH

ELIMINATES THE NEED TO INSTALL
BOTH A TUNDISH AND TRAP, PROVIDING
YOU WITH THE ALL-IN-ONE SOLUTION,
SAVING YOU TIME AND MONEY.

TYPE AA BACK-FLOW PREVENTION.
VISUAL MEANS OF DISCHARGE.
15MM X 22MM COMPRESSION CONNECTIONS.
15MM X 32MM CONNECTS DIRECTLY ONTO THE
WASTE PIPE WITHOUT THE NEED TO ADAPT.
IDEAL FOR USE WITH AN UNVENTED WATER
HEATER OR BOILER RELIEF VALVE DISCHARGE.
OPERATES UNDER FULL BORE DISCHARGE OR
ONLY A FEW DRIPS.



| CODE | MANUF. CODE | SIZE | PACK |
|--------|-------------|-----------------------------|------|
| 340315 | DTUN1522 | 15MM INLET X 22MM OUTLET | 1 |
| 340317 | DTUN1532 | 15MM INLET X 32MM OUTLET | 1 |

STRAIGHT TUNDISH

LARGE VIEWING WINDOW.
G3 WATER REGULATIONS COMPLIANT.
INTEGRATED ANTI-SPRAY NOZZLE.
15MM INLET CONNECTION X 22MM OUTLET
CONNECTION.
HEIGHT 83MM, DIAMETER 40MM.



| CODE | SIZE | Box |
|--------|-------------|-----|
| 340322 | 15MM x 22MM | 1 |

DUAL CYLINDER THERMOSTAT

INCLUDES BOTH A TEMPERATURE
CONTROL AND A HIGH LIMIT SAFETY
CUT-OUT AND MANUAL RE-SET.

TEMPERATURE CONTROL: 30-70°C.
HIGH LIMIT TEMPERATURE: 82°C.
PROBE LENGTH: 160MM.



| CODE | SIZE | Box |
|--------|--------------------------|-----|
| 381905 | DUAL CYLINDER THERMOSTAT | 1 |

HEAT PUMP ACCESSORIES



HEAT PUMP FLEXIBLES

DESIGNED TO FACILITATE THE CONNECTION BETWEEN THE HEAT PUMP UNIT AND THE COPPER FLOW AND RETURN PIPES, OFFERING FLEXIBILITY FOR INSTALLATION WHILE PROVIDING VIBRATION PROTECTION TO THE SYSTEM PIPEWORK.

PRODUCT FEATURES & BENEFITS:

- ANTI VIBRATION BY DESIGN
- EASY, FLEXIBLE INSTALLATION
- STRAIGHT AND ANGLED CONNECTIONS AVAILABLE
- FOR USE IN WATER OR GLYCOL SYSTEMS
- SUPPLIED WITH EPDM RUBBER WASHERS
- **SOLD AS SINGLES (WITHOUT INSULATION)**



SPECIFICATION:

- MAXIMUM PRESSURE: **10 BAR**
- TENSION TORQUE: **±600NM**
- INNER TUBE: **EPDM**
- OUTER MATERIAL: **SUS 304 BRAIDED HOSE**
- O-RING MATERIAL: **H62**



| CODE | MANUF. CODE | SIZE | PACK |
|--------|--------------|------------------------------|------|
| 381950 | HPFA128750 | ANGLED 1" x 28MM x 750MM | 1 |
| 381953 | HPFA11435750 | ANGLED 1.1/4" x 35MM x 750MM | 1 |
| 381956 | HPFS128750 | STRAIGHT 1" x 28MM x 750MM | 1 |

HEAT PUMP LEVER BALL VALVE WITH FILTER

THIS INNOVATIVE VALVE COMBINES A 28MM BALL VALVE WITH A 500-MICRON MESH FILTER, SAVING YOU TIME AND SPACE COMPARED TO SEPARATE COMPONENTS. EASY DEBRIS REMOVAL AND FEWER LEAK PATHS MAKE IT IDEAL FOR VARIOUS PLUMBING AND HEATING APPLICATIONS.

PRODUCT FEATURES & BENEFITS:

- SIMPLIFIED INSTALLATION
- EFFORTLESS MAINTENANCE
- ENHANCED LEAK PROTECTION
- RELIABLE FLOW CONTROL
- DURABLE CONSTRUCTION
- FOR USE ON DOMESTIC WATER LINES, HEATING SYSTEMS, HOT AND COLD WATER INSTALLATIONS AND INDUSTRIAL PIPELINES



| CODE | MANUF. CODE | SIZE | PACK |
|--------|-------------|-----------------------|------|
| 381965 | BVL28FIL | LEVER BALL VALVE 28MM | 1 |

HEAT PUMP Y-STRAINER WITH MAGNETIC FILTER

THIS Y-STRAINER TRAPS BOTH FERROUS AND NON-FERROUS MATERIAL WITH ITS CLEVER COMBINATION OF A Y-SHAPED HOUSING AND POWERFUL MAGNETIC RODS. IDEAL FOR SAFEGUARDING BOILERS, CHILLERS, PUMPS, AND OTHER HEATING/COOLING SYSTEMS AT HOME.

PRODUCT FEATURES & BENEFITS:

- OPTIMISED DESIGN FOR EFFECTIVE DEBRIS REMOVAL
- INCORPORATION OF MAGNETIC RODS TO ENHANCE FILTERING CAPACITY
- EXCELLENT RESISTANCE TO CORROSION IN POTABLE WATER
- FOR USE ON HEAT PUMPS, HEAT INTERFACE UNITS, BOILERS, CHILLERS, CIRCULATION PUMP, RADIATORS



| CODE | MANUF. CODE | SIZE | PACK |
|--------|-------------|------|------|
| 381970 | YS22FIL | 22MM | 1 |
| 381973 | YS28FIL | 28MM | 1 |

IMMERSION HEATERS AND ACCESSORIES



TESLA UK IMMERSION HEATERS ARE MANUFACTURED AND APPROVED TO EN 60335-2-73 AND ARE SUPPLIED WITH DUAL SAFETY THERMOSTAT AND SEALING WASHER.

- BOSS SIZE: 2.1/4"
- RATING 3kW, 240V (UNLESS OTHERWISE STATED)

COPPER

COPPER ELEMENT, COPPER POCKET.
NOT SUITABLE FOR STAINLESS STEEL CYLINDERS.
FOR SOFT WATER AREAS ONLY.



| CODE | MANUF. CODE | SIZE | PACK |
|--------|-------------|------------------|------|
| 391505 | TIH505 | 11" C/W 7" STAT | 1 |
| 391506 | TIH510 | 14" C/W 7" STAT | 1 |
| 391507 | TIH515 | 18" C/W 11" STAT | 1 |
| 391508 | TIH520 | 23" C/W 11" STAT | 1 |
| 391515 | TIH525 | 27" C/W 18" STAT | 1 |
| 391516 | TIH530 | 30" C/W 18" STAT | 1 |
| 391517 | TIH535 | 36" C/W 18" STAT | 1 |

INCOLOY / COPPER

INCOLOY ELEMENT, COPPER POCKET.
NOT SUITABLE FOR STAINLESS STEEL CYLINDERS.
SUITABLE FOR MEDIUM TO HARD WATER AREAS ONLY.



| CODE | MANUF. CODE | SIZE | PACK |
|--------|-------------|------------------|------|
| 391550 | TIH540 | 11" C/W 7" STAT | 1 |
| 391551 | TIH545 | 14" C/W 7" STAT | 1 |
| 391552 | TIH547 | 18" C/W 11" STAT | 1 |
| 391553 | TIH548 | 23" C/W 11" STAT | 1 |
| 391565 | TIH550 | 27" C/W 18" STAT | 1 |
| 391566 | TIH555 | 30" C/W 18" STAT | 1 |
| 391568 | TIH560 | 36" C/W 18" STAT | 1 |

INCOLOY

INCOLOY ELEMENT, INCOLOY POCKET.
SUITABLE FOR STAINLESS STEEL AND COPPER CYLINDERS. SUITABLE FOR MEDIUM TO HARD WATER AREAS.



| CODE | MANUF. CODE | SIZE | PACK |
|--------|-------------|------------------|------|
| 391510 | TIH640 | 11" C/W 7" STAT | 1 |
| 391511 | TIH645 | 14" C/W 7" STAT | 1 |
| 391512 | TIH647 | 18" C/W 11" STAT | 1 |
| 391514 | TIH648 | 23" C/W 11" STAT | 1 |
| 391570 | TIH650 | 27" C/W 18" STAT | 1 |
| 391571 | TIH655 | 30" C/W 18" STAT | 1 |
| 391572 | TIH660 | 36" C/W 18" STAT | 1 |

TITANIUM

TITANIUM ELEMENT, INCOLOY POCKET.
SUITABLE FOR STAINLESS STEEL AND COPPER CYLINDERS. SUITABLE FOR HARD TO AGGRESSIVE WATER AREAS.



| CODE | MANUF. CODE | SIZE | PACK |
|--------|-------------|------------------|------|
| 391555 | TIH565 | 11" C/W 7" STAT | 1 |
| 391513 | TIH570 | 14" C/W 7" STAT | 1 |
| 391567 | TIH585 | 27" C/W 18" STAT | 1 |

IMMERSION HEATERS FOR UNVENTED CYLINDERS

1.3/4" HEAD. COMPLETE WITH COMBINED (OPERATING & SAFETY CUT-OUT) PLUG-IN, HIGH TEMPERATURE RANGE THERMOSTAT. INCLUDES 'O' RING.



| CODE | MANUF. CODE | SIZE | PACK |
|--------|-------------|---|------|
| 391600 | TIH476 | 14" ALL INCOLOY HEATER C/W 11" STAT | 1 |
| 391610 | TIH572 | 14" TITANIUM ELEMENT, INCOLOY POCKET C/W 11" STAT | 1 |
| 391660 | TPS300 | PLUG-IN STAT 300MM | 1 |
| 391665 | IH135 | 1.3/4" IMMERSION HEATER PLUG & WASHER | 1 |

THERMOSTATS

BEAB APPROVED. SAFETY CUT-OUT.
15A, 240V. RESETTABLE.
TEMPERATURE RANGE:
7": 10-70°C
11": 25-70°C
18": 20-70°C



| CODE | MANUF. CODE | SIZE | PACK |
|--------|-------------|------|------|
| 391575 | TS220 | 7" | 1 |
| 391580 | TS225 | 11" | 1 |
| 391585 | TS230 | 18" | 1 |

IMMERSION HEATER PLUG & WASHER



| CODE | MANUF. CODE | SIZE | PACK |
|--------|-------------|--------|------|
| 391670 | IH214 | 2.1/4" | 1 |

MECHANICAL FLANGE & WASHER



| CODE | MANUF. CODE | SIZE | PACK |
|--------|-------------|--------|------|
| 391685 | BF445 | 2.1/4" | 1 |
| 326505 | | 28MM | 1 |

SOLDERED FLANGE



| CODE | MANUF. CODE | SIZE | PACK |
|--------|-------------|--------|------|
| 391675 | IH2141 | 2.1/4" | 1 |

FIBRE WASHER



| CODE | MANUF. CODE | SIZE | PACK |
|--------|-------------|--------|------|
| 391680 | BBL891 | 2.1/4" | 1 |



THE SMART HOT WATER CYLINDER THERMOSTAT



“THE UK’S FIRST SMART HOT WATER CYLINDER THERMOSTAT”

PRODUCT FEATURES:

- RELIABLE MECHANICAL **BIPOLAR SAFETY CUT-OUT**
- **ANTI-LEGIONELLA** FUNCTION
- **FREEZE PROTECTION** FUNCTION
- **INCREASED ACCURACY** DUE TO ELECTRONIC TEMPERATURE MEASUREMENT
- SMART FUNCTION: ADVANCED SOFTWARE FOR HEATING OPTIMISATION, **REDUCES ENERGY CONSUMPTION UP TO 15%**
- FUNCTIONAL TEMPERATURE CONTROLLED **SAFETY SOFTWARE**
- **ERP** AND **Eco** DESIGN COMPLIANT SOLUTION
- REMOTE CONTROL VIA **ANDROID** AND **IOS** MOBILE APPS
- **LCD DISPLAY** AND DIGITAL CONTROL WITH USER-FRIENDLY INTERFACE
- 5 WATER HEATER OPERATING MODES: **MANUAL, Eco, SMART, TIMER & TRAVEL**



TESLA T-SMART IMMERSION HEATER

| CODE | MANUF. CODE | SIZE | PACK |
|--------|-------------|-------------------|------|
| 391700 | TIHTS476 | 14" INCOLOY | 1 |
| 391705 | TIHTS572 | 14" TITANIUM | 1 |
| 391710 | TIHTS | T-SMART HEAD ONLY | 1 |



HEATING PRODUCTS

RWC EXPANSION VESSELS



- STAINLESS STEEL BOLTED FLANGE PREVENTS CORROSION
- EXTRA WIDE MEMBRANE OPENING PREVENTS NOISE CAUSED BY RESTRICTED FLOW
- INTERNAL MEMBRANE PREVENTS ANY WATER CONTACT WITH THE STEEL SHELL, STOPPING INTERNAL CORROSION
- A WIDE RANGE AVAILABLE FROM 2 TO 5000 LITRES, COVERING ALL APPLICATIONS
- ALL VERSIONS SUPPLIED WITH A REPLACEABLE MEMBRANE SO THAT THE VESSEL CAN BE SERVICED WITHOUT BEING REMOVED
- PRE-CHARGE VALVE FOR TOPPING UP AIR PRESSURE
- 50 LITRE VESSELS AND ABOVE ARE FREESTANDING (WITH FEET)

AQUASYSTEM STAINLESS STEEL POTABLE EXPANSION VESSELS

SUITABLE FOR HOT AND COLD WATER ONLY.



| CODE | MANUF. CODE | SIZE | PACK |
|--------|-------------|------------------|------|
| 381610 | XVES050030 | 8 LITRE (WHITE) | 1 |
| 381615 | XVES050040 | 12 LITRE (WHITE) | 1 |
| 381620 | XVES050050 | 18 LITRE (WHITE) | 1 |
| 381622 | XVES050060 | 24 LITRE (WHITE) | 1 |
| 381624 | XVES050080 | 50 LITRE (BLUE) | 1 |
| 381625 | XVES050090 | 60 LITRE (BLUE) | 1 |
| 381629 | XVES050110 | 100 LITRE (BLUE) | 1 |

AQUASYSTEM STAINLESS STEEL HEATING EXPANSION VESSELS

SUITABLE FOR HEATING APPLICATIONS ONLY.



| CODE | MANUF. CODE | SIZE | PACK |
|--------|-------------|-----------|------|
| 381505 | XVES100020 | 5 LITRE | 1 |
| 381510 | XVES100030 | 8 LITRE | 1 |
| 381515 | XVES100040 | 12 LITRE | 1 |
| 381520 | XVES100050 | 18 LITRE | 1 |
| 381525 | XVES100060 | 24 LITRE | 1 |
| 381530 | XVES100070 | 35 LITRE | 1 |
| 381535 | XVES100080 | 50 LITRE | 1 |
| 381536 | XVES100090 | 80 LITRE | 1 |
| 381537 | XVES100110 | 150 LITRE | 1 |
| 381540 | XVES100120 | 200 LITRE | 1 |

EXPANSION VESSEL BRACKETS AND KITS

THE T-BAR KIT
EXPANSION VESSEL FIXING BAR KIT

PROVIDES THE COMPLETE SOLUTION FOR THE HANGING OF HEATING EXPANSION VESSELS UP TO 25 LITRES AND ALLOWS THE VESSEL TO BE FIRMLY AND ACCURATELY CONNECTED TO THE HEATING SYSTEM.

COMES COMPLETE WITH WALL FIXING BACKPLATE, MANUAL AIR VENT, EXPANSION VESSEL SERVICE VALVE, 3/4" CONNECTION FOR DIRECT FITTING TO EXPANSION VESSEL, 3 BAR PRESSURE RELIEF VALVE WITH GAUGE, 15MM SYSTEM INLET & 2 NO. 15MM X 1/2" MALE ADAPTORS.



| CODE | SIZE | Box |
|--------|----------------------|-----|
| 381880 | T-BAR FIXING BRACKET | 1 |

EXPANSION VESSEL BRACKET - POTABLE

SUITABLE FOR VESSELS UP TO 24 LITRES (260MM DIAMETER)



| CODE | SIZE | Box |
|--------|-----------------|-----|
| 381650 | UP TO 24 LITRES | 1 |

EXPANSION VESSEL MOUNTING BRACKET - UNIVERSAL

SUITABLE FOR VESSELS UP TO 25 LITRES. SUPPLIED WITH BRACKET, JUBILEE CLIP, SCREWS AND RAWL PLUGS.



| CODE | SIZE | Box |
|--------|------------------------------|-----|
| 381655 | ALL VESSELS (UP TO 25 LITRE) | 1 |

SEALED SYSTEM KIT - NO BRACKET

SUPPLIED WITH FILLING LOOP, MANIFOLD, SAFETY VALVE AND PRESSURE GAUGE.



| CODE | SIZE | Box |
|--------|-------------------|-----|
| 381870 | SEALED SYSTEM KIT | 1 |

EXPANSION VESSEL SERVICE VALVE



ISOLATE WITHOUT HAVING TO DRAIN DOWN THE ENTIRE SYSTEM. NO NEED TO ADD INHIBITOR BACK INTO THE SYSTEM. INCLUDES SWIVEL DRAIN-OFF.



| CODE | SIZE | Box |
|--------|--------------------------------------|-----|
| 381875 | 3/4" MALE x 3/4" FEMALE (SWIVEL NUT) | 1 |

FILLING LOOPS



STRAIGHT - PART L APPROVED



WRAS APPROVED. COMPRISES DOUBLE CHECK VALVE, ISOLATION VALVE, BRAIDED HOSE AND 2 X BLANKING CAPS. SUPPLIED BOXED.

| CODE | SIZE | Box |
|--------|------|-----|
| 307425 | 15MM | 20 |

STRAIGHT WITH GAUGE - PART L APPROVED



WRAS APPROVED. COMPRISES DOUBLE CHECK VALVE, ISOLATION VALVE, BRAIDED HOSE, PRESSURE GAUGE (4 BAR) AND 2 X BLANKING CAPS. SUPPLIED BOXED.

| CODE | SIZE | Box |
|--------|------|-----|
| 307430 | 15MM | 20 |

STANDARD FILLING LOOP

COMPRISES DOUBLE CHECK VALVE, ISOLATION VALVE WITH HANDLE AND BRAIDED HOSE. SUPPLIED BAGGED.



| CODE | SIZE | Box |
|--------|--------------------|-----|
| 307413 | STRAIGHT TYPE 15MM | 50 |
| 307417 | TEE TYPE 15MM | 40 |

CYLINDER FLANGES



ULTIMO (UNIVERSAL)

REDUCES AERATION OF HOT WATER. REDUCES AIRLOCKS IN SHOWER PUMPS & POWER SHOWERS. INTEGRATED AIR BAFFLE. TO BE FITTED AT THE TOP OF THE CYLINDER. EASILY INSTALLED ON STANDARD CYLINDERS.



| CODE | MANUF. CODE | SIZE | PACK |
|--------|-------------|-----------------|------|
| 326702 | UF221M | 1" MI x 3/4" FI | 1 |

LEAMINGTON FLANGE

FOR AIR-FREE SUPPLY TO POWER SHOWERS. INDIVIDUAL OUTLETS FOR THE DOMESTIC & SHOWER SUPPLIES. TO BE FITTED AT THE TOP OF THE CYLINDER. EASILY INSTALLED ON STANDARD CYLINDERS.



| CODE | MANUF. CODE | SIZE | PACK |
|--------|-------------|---------------|------|
| 326719 | LF1F | 1" BSP FEMALE | 1 |



WARIX™ FLANGE

AIR-FREE SUPPLY FOR POWER SHOWERS. SWIVEL HORIZONTAL DOMESTIC OUTLET FOR EASIER ALIGNMENT ELIMINATES THE NEED TO MODIFY HOT WATER CYLINDER. MAJOR PIPEWORK ALTERATIONS A THING OF THE PAST. MINIMAL FLOW RESTRICTIONS. OUTLET SUITS 22MM COMPRESSION FITTINGS.



| CODE | MANUF. CODE | SIZE | PACK |
|--------|-------------|---------------|------|
| 326510 | WF34 | 3/4" BSP MALE | 1 |
| 326519 | WF1FEM | 1" BSP FEMALE | 1 |

BLOW-OFF CAPS



VFLOW PRV BLOW-OFF CAP

FOR A QUICK AND EASY INSTALLATION OF PRV'S: COST COMPETITIVE AGAINST THE TRADITIONAL METHOD OF SWAN NECKING. CAN BE INSTALLED INTERNALLY (USEFUL FOR WHEN WORKING AT HEIGHTS). ONE FITTING, SINGLE SOLDER JOINT. CUTS INSTALLATION TIME. LOW PROFILE.



| CODE | MANUF. CODE | SIZE | PACK |
|--------|-------------|------|------|
| 381895 | VFLOW15 | 15MM | 1 |
| 381897 | VFLOW22 | 22MM | 1 |

BLOW-OFF CAP & COLLAR - BRASS

SENDS BOILER DISCHARGE SAFELY BACK TOWARD THE BUILDING.



| CODE | MANUF. CODE | SIZE | PACK |
|--------|-------------|------|------|
| 381890 | BOPC | 15MM | 1 |



PIPE COWL

A NEAT SOLUTION FOR PRESSURE RELIEF TERMINATION. ONLY ONE SOLDERED JOINT TO MAKE. MANUFACTURED TO EN1254.



| CODE | MANUF. CODE | SIZE | PACK |
|--------|-------------|------|------|
| 338110 | SRPC.15 | 15MM | 25 |
| 338115 | SRPC.22 | 22MM | 25 |

THERMOCOUPLES

T20 - 900 UNIVERSAL



| CODE | MANUF. CODE | SIZE | PACK |
|--------|-------------|-----------------|------|
| 365005 | T20-900 | T20 - UNIVERSAL | 1 |

T50 - 900 Q309A HONEYWELL



| CODE | MANUF. CODE | SIZE | PACK |
|--------|-------------|-----------------|------|
| 365010 | T50-900 | T50 - HONEYWELL | 1 |

T67 - 900 M8 GAS FIRE



| CODE | MANUF. CODE | SIZE | PACK |
|--------|-------------|----------------|------|
| 365030 | T67-900/GFU | T67 - GAS FIRE | 1 |

T140 - 900 SUPER UNIVERSAL



| CODE | MANUF. CODE | SIZE | PACK |
|--------|-------------|------------------------|------|
| 365040 | T140-900 | T140 - SUPER UNIVERSAL | 1 |

SYNCHRON MOTOR

UNIVERSAL

REPLACEMENT SYNCHRON MOTOR - UNIVERSAL APPLICATION.



| CODE | MANUF. CODE | SIZE | PACK |
|--------|-------------|-----------|------|
| 365050 | RSM-1 | UNIVERSAL | 1 |

TERMINAL GUARDS

BS 5440 : PART 1 RECOMMENDS THE USE OF A TERMINAL GUARD FOR BALANCED FLUE TERMINALS. TERMINAL GUARDS ARE DESIGNED TO PROTECT BALANCED FLUES FROM DAMAGE WHEN INSTALLED AT A LOW LEVEL, AND TO PREVENT CONTACT WITH THE TERMINALS. ZINC PLATED FOR ADDED PROTECTION.

ROUND



| CODE | SIZE | PACK |
|--------|-------------------------|------|
| 395950 | 7" x 4" | 1 |
| 395955 | 10" x 4.1/2" | 1 |
| 395975 | 11" x 9" PLASTIC COATED | 1 |

RECTANGULAR



| CODE | SIZE | PACK |
|--------|----------------|------|
| 395910 | 11" x 11" x 6" | 1 |
| 395921 | 14" x 14" x 6" | 1 |
| 395920 | 14" x 14" x 8" | 1 |

RECTANGULAR FOR OVERFLOW

THIS PLASTIC COATED WIRE CAGE IS DESIGNED TO ACT AS A SAFETY GUARD FOR CONDENSING BOILER OVERFLOW TERMINALS PROTECTING CHILDREN OR OTHERS FROM POTENTIAL CONTACT WITH HOT DISCHARGE WHILE MAINTAINING FULL VISIBILITY OF THE TERMINAL.



| CODE | SIZE | PACK |
|--------|--------------|------|
| 395970 | 8" x 4" x 3" | 1 |

FIRE VALVES



SAFFIRE REMOTE ACTING FIRE VALVES

1/4" F x F. BSRIA APPROVED TO OFS E101:1998 AND BS5410-1. RECOMMENDED TO BE FITTED TO ALL OIL FIRED APPLIANCES BY THE FIRE PROTECTION ASSOCIATION AND OFTEC. FULLY RESETTABLE. CAN BE FITTED HORIZONTALLY OR VERTICALLY. FULLY COMPATIBLE WITH THE NEW BIO FUELS, B30 & B50 AS WELL AS KEROSENE.



| CODE | MANUF. CODE | SIZE | PACK |
|--------|-------------|-----------|------|
| 356205 | KFV6515 | 1.5M 65° | 1 |
| 356210 | KFV6530 | 3.0M 65° | 1 |
| 356215 | KFV6560 | 6.0M 65° | 1 |
| 356220 | KFV6590 | 9.0M 65° | 1 |
| 356225 | KFV65120 | 12.0M 65° | 1 |
| 356255 | KFV9020 | 2.0M 90° | 1 |
| 356260 | KFV9030 | 3.0M 90° | 1 |
| 356265 | KFV9060 | 6.0M 90° | 1 |
| 356270 | KFV9090 | 9.0M 90° | 1 |

REMOTE ACTING FIRE VALVES

3/8" F x F. BSRIA APPROVED TO OFS E101:1998 AND BS5410-1. FULLY RESETTABLE REMOTE ACTING CAPILLARY FIRE VALVES. OPTIONAL 10MM COMPRESSION FITTINGS. CAN BE FITTED HORIZONTALLY OR VERTICALLY. SUITABLE FOR CLASS C2 & CLASS D TO BS 2869.



| CODE | MANUF. CODE | SIZE | PACK |
|--------|-------------|-----------|------|
| 356309 | TFV66015 | 1.5M 66° | 1 |
| 356319 | TFV66030 | 3.0M 66° | 1 |
| 356329 | TFV66060 | 6.0M 66° | 1 |
| 356339 | TFV66090 | 9.0M 66° | 1 |
| 356349 | TFV60150 | 15.0M 66° | 1 |
| 356314 | TFV90015 | 1.5M 90° | 1 |
| 356324 | TFV90030 | 3.0M 90° | 1 |
| 356334 | TFV90060 | 6.0M 90° | 1 |
| 356344 | TFV90090 | 9.0M 90° | 1 |

FIRE VALVE - FUSIBLE HEAD

SOLDER MELTING POINT 97°. WHEELHEAD.



| CODE | MANUF. CODE | SIZE | PACK |
|--------|-------------|-------------|------|
| 356304 | FV3BE | 3/8" / 10MM | 1 |



REMOTE FIRE VALVES

NON-ELECTRIC SAFETY VALVE. MANUAL RESET. MANUAL ON/OFF FOR APPLIANCE SERVICING. SENSOR SYSTEM FAILS SAFE IF BROKEN. TWO ALTERNATIVE TEMPERATURE SETTINGS. REMOTE SENSING UP TO 20M (66FT). CONFORMS TO BS 5410 PART 1. APPROVED TO OFS E101. BIO-FUEL COMPATIBLE.



| CODE | MANUF. CODE | SIZE | PACK |
|--------|--------------|-----------|------|
| 356405 | KBB/C/65 1.5 | 1.5M 65° | 1 |
| 356410 | KBB/C/65 3.0 | 3.0M 65° | 1 |
| 356415 | KBB/C/65 6.0 | 6.0M 65° | 1 |
| 356420 | KBB/C/65 9.0 | 9.0M 65° | 1 |
| 356425 | KBB/C/65 12 | 12.0M 65° | 1 |
| 356430 | KBB/C/65 16 | 16.0M 65° | 1 |
| 356435 | KBB/C/65 20 | 20.0M 65° | 1 |
| 356450 | KBB/C/90 2.0 | 2.0M 90° | 1 |
| 356455 | KBB/C/90 3.0 | 3.0M 90° | 1 |
| 356460 | KBB/C/90 6.0 | 6.0M 90° | 1 |
| 356465 | KBB/C/90 9.0 | 9.0M 90° | 1 |
| 356470 | KBB/C/90 12 | 12.0M 90° | 1 |
| 356475 | KBB/C/90 15 | 15.0M 90° | 1 |
| 356480 | KBB/C/90 20 | 20.0M 90° | 1 |

OIL FITTINGS

NON-RETURN VALVE

PREVENTS BACK-FLOW ON HIGH LEVEL BOILER INSTALLATIONS



| CODE | SIZE | PACK |
|--------|-------------|------|
| 356750 | 3/8" / 10MM | 10 |

Y-TYPE STRAINERS



| CODE | SIZE | PACK |
|--------|-------------------------------|------|
| 355110 | 1/2" | 1 |
| 355115 | 3/4" | 1 |
| 355120 | 1" | 1 |
| 355210 | 15MM DZR | 1 |
| 355215 | 22MM DZR | 1 |
| 355230 | 15MM FOR GAS (50 MICRON MESH) | 1 |
| 355235 | 22MM FOR GAS (50 MICRON MESH) | 1 |

OIL FILTER - ALUMINIUM BOWL

40 MICRON PLASTIC FILTER.



| CODE | SIZE | BOX |
|--------|------------|-----|
| 356650 | 3/8" F x F | 20 |

FLEXIBLE OIL LINE



| CODE | SIZE | PACK |
|--------|------------------|------|
| 356760 | 1/4" M x F 600MM | 1 |

OIL LINE NIPPLE



| CODE | SIZE | PACK |
|--------|------------|------|
| 356770 | 1/4" M x M | 1 |

SIGHT GAUGE

FOR THE VISUAL INSPECTION OF AN OIL TANK'S CONTENTS. PRODUCED TO BS799 AND FEATURING A PUSH-TO-READ BUTTON WHICH ISOLATES FLOW INTO THE TUBE WHEN RELEASED.



| CODE | SIZE | PACK |
|--------|-----------------|------|
| 356518 | 4FT PUSH BUTTON | 1 |

TIGERLOOP

FIT TANKS AT GROUND LEVEL. NO RETURN LINE NEEDED. SUPPLY PIPE INSTALLATION IS SIMPLER AND CHEAPER. LESS SLUDGE IN THE SYSTEM, REDUCING THE RISK OF NOZZLE CLOGGING.



| CODE | SIZE | PACK |
|--------|-----------|------|
| 356825 | TIGERLOOP | 1 |



PEGASUS PRESSFIT

FROM
EMBRASS PEERLESS



SYSTEM BENEFITS

- O-RINGS INCORPORATE LEAK DETECTION INDICATORS
- SEALS ARE MADE WHEN THE GREEN (WATER), YELLOW (GAS) PLASTIC CRIMP INDICATOR PEELS AWAY FROM THE FITTING WHEN CRIMPED CORRECTLY.
- A **LIFETIME GUARANTEE**.
- **WRAS** APPROVED - WATER RANGE.
- **DVGW** APPROVED - GAS RANGE.
- **EPDM** BLACK O-RING - WATER RANGE
- **HNBR** YELLOW O-RING - GAS RANGE

THE PEGASUS PRESSFIT RANGE PROVIDES A COMPREHENSIVE PLUMBING AND HEATING SOLUTION WITH THE MOST COST EFFECTIVE FITTINGS AND VALVES ON THE MARKET.

SEE PAGES 5 - 11
FOR THE FULL
RANGE OF
PEGASUS PRESSFIT



ALL PEGASUS M-PROFILE FITTINGS PROVIDE A FLAME-FREE, PERMANENT AND LEAK-PROOF JOINT AND ARE SUITABLE FOR USE ON:

- **POTABLE WATER** (WATER RANGE ONLY)
- **HEATING** (WATER RANGE ONLY)
- **NATURAL GAS & LPG APPLICATIONS** (GAS RANGE ONLY)
- **RAINWATER**
- **COMPRESSED AIR**
- **FIRE EXTINGUISHING SYSTEMS**
- **SANITARY WATER**



REMS
for Professionals

A RANGE OF REMS
PISTOL AND INLINE
PRESS GUNS ARE
NOW AVAILABLE
- SEE PAGE
92 FOR DETAILS



GAS FITTINGS



| CONTENTS | PAGE | PAGE |
|---------------------------------------|----------------|--|
| TESLA GAS HOSES | 80 - 81 | MISCELLANEOUS GAS ITEMS 83 |
| TESLA GAS HOSE CONNECTORS | 81 | ARCTIC HAYES PRODUCTS 84 |
| GAS COCKS | 81 | |
| MINI LEVER BALL VALVES | 82 | |
| TEST POINT FITTINGS | 82 | |
| METER UNIONS & ACCESSORIES | 82 | |



THE PROFESSIONAL DOMESTIC GAS HOSE

MANUFACTURED IN THE UK
COOKERFLEX
THE PROFESSIONAL DOMESTIC GAS HOSE



DESIGN & QUALITY

TESLA UK LTD IS THE UK LEADER IN GAS HOSE AND GAS FITTING DESIGN AND TECHNOLOGY, WITH OVER 100 YEARS' EXPERIENCE IN MANUFACTURING. AT THE FOREFRONT OF DESIGN AND QUALITY AS WELL AS REPRESENTATION ON UK STANDARDS COMMITTEES AND EUROPEAN COMMITTEES FOR GAS HOSES AND GAS FITTINGS.

APPROVALS & TESTING

COOKERFLEX GAS HOSES AND FITTINGS ARE TESTED AND APPROVED TO THEIR RESPECTIVE STANDARDS BY BSI AND ARE APPROVED UNDER THE BSI KITEMARK ENSURING QUALITY IS MAINTAINED THROUGH FACTORY AUDIT OF OUR MANUFACTURING PROCESS. TESLA UK LTD HAVE THEIR OWN IN-HOUSE TESTING TO ENSURE COMPLIANCE WITH STANDARDS OF SAFETY AND ALL GAS HOSES AND FITTINGS ARE 100% LEAK TESTED BEFORE DESPATCH.

PATENTED FIRE SAFE TECHNOLOGY

ALL TESLA UK LTD COOKERFLEX BAYONET AND MICROPOINT HOSES HAVE A PATENTED END FITTING DESIGN THAT SHUTS OFF THE GAS SUPPLY IN CASE OF FIRE NEAR THE GAS COOKER. WITH GAS COOKERS BEING A MAIN CAUSE OF FIRES IN KITCHENS, TESLA UK LTD DEVELOPED AND INTRODUCED THIS TECHNOLOGY TO HELP SAVE LIVES.

MADE IN BRITAIN

ALL TESLA UK LTD COOKERFLEX GAS HOSES ARE MANUFACTURED IN THEIR ISO 9001 APPROVED, UK FACTORY AND ARE REGULARLY AUDITED BY BSI TO ENSURE CONSISTENCY OF QUALITY AND DESIGN.

HYDROGEN READY HOSES

GAS HOSES

BAYONET BS669:1 - NG



FOR NATURAL GAS ONLY. APPROVED TO BS669 PART 1. KITEMARKED 637746

| CODE | MANUF. CODE | SIZE | PACK |
|--------|-------------|------|------|
| 352115 | THN130 | 3FT | 25 |
| 352121 | THN140 | 4FT | 25 |

NUT AND UNION BS669:1 - NG



FOR NATURAL GAS ONLY. APPROVED TO BS669 PART 1. KITEMARKED 637746

| CODE | MANUF. CODE | SIZE | PACK |
|--------|-------------|------|------|
| 352117 | THN340 | 4FT | 25 |

MICROPOINT BS669:1 - NG



FOR NATURAL GAS ONLY. APPROVED TO BS669 PART 1. KITEMARKED 637746

| CODE | MANUF. CODE | SIZE | PACK |
|--------|-------------|--------|------|
| 352020 | THN635 | 3FT 6" | 5 |
| 352022 | THN640 | 4FT | 5 |

BAYONET EN14800 - LPG



ALSO SUITABLE FOR NATURAL GAS. EN14800 APPROVED. KITEMARKED 641091. SUITABLE FOR 1ST, 2ND & 3RD FAMILY GASES. MUST BE INSTALLED IN ACCORDANCE WITH BS6172 INSTALLATION STANDARD.

| CODE | MANUF. CODE | SIZE | PACK |
|--------|-------------|------|------|
| 352130 | THUS1250 | 4FT | 1 |

MICROPOINT EN14800 - LPG



ALSO SUITABLE FOR NATURAL GAS. EN14800 APPROVED. KITEMARKED 641091. SUITABLE FOR 1ST, 2ND & 3RD FAMILY GASES. MUST BE INSTALLED IN ACCORDANCE WITH BS6172 INSTALLATION STANDARD.

| CODE | MANUF. CODE | SIZE | PACK |
|--------|-------------|------|------|
| 352060 | THUM1250 | 4FT | 1 |

HOBFLEX EN15266 - NG & LPG



SAVES TIME AND ALLOWS EASE OF INSTALLATION FOR GAS HOBS. CAN BE CUT TO LENGTH. EN15266 SEMI-RIGID PIPE. KITEMARK APPROVED. 1/2" BSPT MI HOB END. 15MM X DN15 COMPRESSION ADAPTOR AND 300MM SELF AMALGAMATING TAPE.

| CODE | MANUF. CODE | SIZE | PACK |
|--------|-------------|--|------|
| 352160 | HFLEX | HOBFLEX 1M | 1 |
| 352165 | HFLEX+ | HOBFLEX PLUS (INC. TEST POINT VALVE) 1M | 1 |

GAS CONNECTOR BLANKING PLUG



DESIGNED TO PROVIDE A SECONDARY SEAL WHEN THE BAYONET COOKER HOSE IS DISCONNECTED TO PREVENT DIRT AND CONTAMINANT INGRESS. MANUFACTURED TO BS669.

| CODE | MANUF. CODE | SIZE | PACK |
|--------|-------------|------|------|
| 352116 | SBP12 | 1/2" | 10 |

GAS COCKS

COMPRESSION ISO GAS



EN331 APPROVED. CE MARKED. COMPRESSION ENDS TO EN1254-2.

| CODE | MANUF. CODE | SIZE | PACK |
|--------|-------------|------|------|
| 351620 | GC802 | 8MM | 10 |
| 351640 | GC102 | 10MM | 10 |
| 351665 | GC1502 | 15MM | 10 |
| 351680 | GC2202 | 22MM | 10 |

COMPRESSION RIGID FAN



TRADITIONAL STYLE WITH FAN KEY.

| CODE | MANUF. CODE | SIZE | PACK |
|--------|-------------|------|------|
| 351770 | TGC020 | 15MM | 10 |

CAPILLARY RIGID FAN



TRADITIONAL STYLE WITH FAN KEY.

| CODE | MANUF. CODE | SIZE | PACK |
|--------|-------------|------|------|
| 351710 | TGC160 | 15MM | 12 |
| 351715 | TGC165 | 22MM | 12 |

CATERING GAS HOSES

KWIK RELEASE CATERING FLEX BS669:2



A CORRUGATED STAINLESS STEEL HOSE THAT ARE 100% PRESSURE TESTED. CATERING HOSES MUST HAVE A YELLOW OUTER FOR HYGIENE AND CORROSION RESISTANCE PURPOSES IN ACCORDANCE WITH BS669-2:1997. SUITABLE FOR 1ST, 2ND & 3RD FAMILY GASES.

| CODE | MANUF. CODE | SIZE | PACK |
|--------|-------------|-------------|------|
| 352205 | CHC-12-1000 | 1/2" x 1.0M | 1 |
| 352206 | CHC-12-1500 | 1/2" x 1.5M | 1 |
| 352210 | CHC-34-1000 | 3/4" x 1.0M | 1 |
| 352211 | CHC-34-1500 | 3/4" x 1.5M | 1 |

GAS HOSE CONNECTORS

FOR USE WITH NATURAL GAS AND LPG. KITEMARK APPROVED AND CE MARKED. EN 15069.

BAYONET - ANGLED



| CODE | MANUF. CODE | SIZE | PACK |
|--------|-------------|------|------|
| 352144 | B553 | 1/2" | 10 |

BAYONET - STRAIGHT



| CODE | MANUF. CODE | SIZE | PACK |
|--------|-------------|------|------|
| 352149 | B593 | 1/2" | 10 |

MICROPOINT - STRAIGHT



| CODE | MANUF. CODE | SIZE | PACK |
|--------|-------------|------|------|
| 352070 | B614 | 1/2" | 10 |

MINI LEVER BALL VALVES

SUITABLE FOR NATURAL GAS, LPG AND OIL. APPROVED TO EN331 AND CE MARKED. COMPRESSION ENDS TO BS EN 1254. SUITABLE FOR CLASS CS AND D FUEL OILS TO BS2869 (EXCLUDING PETROL).

STRAIGHT C x C



| CODE | MANUF. CODE | SIZE | PACK |
|--------|-------------|------|------|
| 351635 | GCM08 | 8MM | 10 |
| 351655 | GCM10 | 10MM | 10 |
| 351660 | GCM12 | 12MM | 10 |
| 351675 | GCM15 | 15MM | 10 |

STRAIGHT F x F



| CODE | MANUF. CODE | SIZE | PACK |
|--------|-------------|------|------|
| 351502 | GCM18F | 1/8" | 10 |
| 351500 | GCM14F | 1/4" | 10 |
| 351505 | GCM38F | 3/8" | 10 |

STRAIGHT M x F



| CODE | MANUF. CODE | SIZE | PACK |
|--------|-------------|------|------|
| 351550 | GCM14MF | 1/4" | 10 |
| 351555 | GCM38MF | 3/8" | 10 |

ELBOW C x C



| CODE | MANUF. CODE | SIZE | PACK |
|--------|-------------|------|------|
| 351605 | GCM08A | 8MM | 10 |
| 351637 | GCM10A | 10MM | 10 |

TEST POINT VALVES AND FITTINGS

ISOLATING VALVE C/W TEST NIPPLE



SUITABLE FOR NATURAL GAS AND LPG. BRASS COMPRESSION BALL VALVE. SCREWDRIVER SLOT OR SPANNER OPERATED.

| CODE | MANUF. CODE | SIZE | PACK |
|--------|-------------|------|------|
| 351667 | GTBV15 | 15MM | 10 |
| 351668 | GTBV22 | 22MM | 10 |

LEVER BALL VALVE C/W TEST NIPPLE



SUITABLE FOR NATURAL GAS AND LPG. EN331 APPROVED. FULL BORE. QUARTER TURN HANDLES.

| CODE | MANUF. CODE | SIZE | PACK |
|--------|-------------|------|------|
| 351672 | GT/BVL34 | 3/4" | 10 |
| 351674 | GT/BVL1 | 1" | 10 |

GAS 'FINGER' TEST POINT



CAN BE USED ON SOLDERED, COMPRESSION AND CRIMPED FITTINGS. SAVE TIME BY ONLY MAKING ONE JOINT.

| CODE | MANUF. CODE | SIZE | PACK |
|--------|-------------|------|------|
| 352510 | GASFIN | 15MM | 1 |

TEST POINT NIPPLE



| CODE | MANUF. CODE | SIZE | PACK |
|--------|-------------|------|------|
| 352505 | GTN18 | 1/8" | 10 |

METER UNIONS AND FITTINGS

METER UNION - GROOVED



GROOVED, ALLOWING FITMENT OF METER BRACKETS. MANUFACTURED IN ACCORDANCE WITH BS746:2014. SUPPLIED WITH WASHER.

| CODE | MANUF. CODE | SIZE | PACK |
|--------|-------------|-----------|------|
| 334817 | GMU221 | 22MM x 1" | 10 |

METER UNION



| CODE | MANUF. CODE | SIZE | PACK |
|--------|-------------|-----------|------|
| 334812 | | 22MM x 1" | 10 |

METER UNION - LONG



| CODE | MANUF. CODE | SIZE | PACK |
|--------|-------------|-----------|------|
| 334822 | | 28MM x 1" | 10 |

METER UNION - SHORT UNIVERSAL



SUITABLE FOR EITHER 22MM OR 28MM FITTING. THE 22MM BORE ALLOWS THE PIPE TO BE FITTED IN THE SHANK. THE 28MM OUTSIDE DIAMETER ALLOWS USE OF A TUBE COUPLING.

| CODE | MANUF. CODE | SIZE | PACK |
|--------|-------------|----------------|------|
| 334828 | GM077 | 28MM/22MM x 1" | 10 |

METER UNION WASHER



| CODE | MANUF. CODE | SIZE | PACK |
|--------|-------------|------|------|
| 334858 | | 1" | 10 |

METER CAP



| CODE | MANUF. CODE | SIZE | PACK |
|--------|-------------|------|------|
| 334844 | B535 | 3/4" | 10 |

METER CAP WASHER

NOT SUITABLE FOR PRESSFIT FITTINGS



| CODE | MANUF. CODE | SIZE | PACK |
|--------|-------------|------|------|
| 334826 | | 3/4" | 10 |
| 334830 | B352 | 1" | 10 |

SEALING DISC



| CODE | MANUF. CODE | SIZE | PACK |
|--------|-------------|------|------|
| 352405 | B534 | 3/4" | 10 |
| 352410 | B354/1 | 1" | 10 |

MISCELLANEOUS GAS PRODUCTS

METER BOX KEY



| CODE | MANUF. CODE | SIZE | PACK |
|--------|-------------|---------|------|
| 352655 | MK | PLASTIC | 10 |

GAS FIRE BACK PLATE



| CODE | MANUF. CODE | SIZE | PACK |
|--------|-------------|-----------|------|
| 352800 | AB2418 | 24" x 18" | 1 |

COOKER SAFETY CHAINS AND HOOK



| CODE | MANUF. CODE | SIZE | PACK |
|--------|-------------|----------------|------|
| 352600 | GCRC | 1M | 10 |
| 352615 | GCSC | 16" BS6172 KIT | 1 |
| 352610 | HOOKB | HOOK FOR CHAIN | 25 |

COOKER STABILITY BRACKET



| CODE | MANUF. CODE | SIZE | PACK |
|--------|-------------|-------------------|------|
| 352605 | CSB | STABILITY BRACKET | 1 |



★★★★★

THE FIVE STAR THERMOSTATIC RADIATOR VALVES

- LIQUID FILLED ELEMENT
- FULLY REVERSIBLE
- AVAILABLE WITH WHITE OR CHROME HEAD
- FROST PROTECTION
- COMPLIES WITH EN215
- MAXIMUM WORKING PRESSURE: 10 BAR
- MAXIMUM DIFFERENTIAL PRESSURE: 0.8 BAR
- MAXIMUM FLOW TEMPERATURE: 120°C



EMBRASS PEERLESS

SEE PAGE 62 FOR THE FULL RANGE OF EDEN THERMOSTATIC RADIATOR VALVES

GAS PRODUCTS

SMOKE PELLETS x 13G



APPROXIMATELY 18M³ OF DENSE WHITE SMOKE.
40 SECOND BURN TIME.
COMPLIES WITH BS5440-1.

| CODE | MANUF. CODE | SIZE | PACK |
|--------|-------------|------------------|------|
| 394825 | PH001 | 6 PELLETS | 1 |

SMOKE PELLETS (ENCAPSULATED) x 5G



APPROXIMATELY 15M³ OF DENSE WHITE SMOKE.
30 SECOND BURN TIME.
COMPLIES WITH BS5440-1.

| CODE | MANUF. CODE | SIZE | PACK |
|--------|-------------|-------------------|------|
| 394831 | PH530 | 50 PELLETS | 1 |

SMOKE CARTRIDGES



SMOKE DENSITY - 3G (5M³); 9G (8.5M³)
BURN TIME - 3G (45 SEC); 9G (75 SEC)

| CODE | MANUF. CODE | SIZE | PACK |
|--------|-------------|-------------------------|------|
| 394832 | 333003 | 3G WHITE (PK 10) | 1 |
| 394834 | 333009 | 9G WHITE (PK 10) | 1 |

SMOKE MATCHES



CLEAN TO USE, NO RESIDUE. COOL TO TOUCH
AFTER BURNING. 20 SECOND BURN TIME.
APPROXIMATELY 0.75M³ OF DENSE SMOKE.

| CODE | MANUF. CODE | SIZE | PACK |
|--------|-------------|-------------------|------|
| 394820 | PH009B | Box of 12 | 1 |
| 394822 | 333000 | TUB of 25 | 1 |
| 394824 | 333000B | TUB of 100 | 1 |

CARBON MONOXIDE AND SMOKE ALARM



CERTIFIED TO EN14604:2005 & EN50291-1 & 2.
2 LED READOUTS.
SENSORS: CO - ELECTROCHEMICAL;
SMOKE - OPTICAL / PHOTOELECTRIC
SENSOR LIFE OF 10 YEARS. POWERFUL 85dB
SPEAKER. TEST / SILENCE BUTTON.
EASY TO INSTALL
SEPARATE TEST BUTTON OF EACH CO AND SMOKE
FUNCTION.
OPERATES ON A 9V BATTERY (INCLUDED).

| CODE | MANUF. CODE | SIZE | PACK |
|--------|-------------|-----------------------------|------|
| 393093 | COS10 | CO & SMOKE ALARM | 1 |

CARBON MONOXIDE DETECTOR (VISUAL)



REACTS TO LOW-LEVEL CARBON MONOXIDE
(<50PPM). EASY TO USE. ONE COLOUR CHANGE
CARBON MONOXIDE. INDEPENDENTLY TESTED BY
UKAS LABS. **DOES NOT GIVE AUDIBLE ALERT.**

| CODE | MANUF. CODE | SIZE | PACK |
|--------|-------------|------------------|------|
| 393090 | PH019AC | TWIN PACK | 1 |

LEAK DETECTOR - BRUSH



BRUSH IN CAP. SAFE TO USE IN CONFINED AREAS.
NON-FLAMMABLE AND NON-CORROSIVE.
MEETS REQUIREMENTS OF BS EN 14921:2004.

| CODE | MANUF. CODE | SIZE | PACK |
|--------|-------------|--------------|------|
| 392750 | PH026 | 250ML | 1 |

LEAK DETECTOR - SPRAY



AEROSOL DELIVERY FOR HIGH-POWERED
APPLICATION. SAFE TO USE IN CONFINED AREAS.
NON-FLAMMABLE AND NON-CORROSIVE.
MEETS REQUIREMENTS OF BS EN 14921:2004.

| CODE | MANUF. CODE | SIZE | PACK |
|--------|-------------|--------------|------|
| 392755 | PH020 | 400ML | 1 |

LEAK DETECTOR - FLUID ATOMISER



NON-FLAMMABLE AND NON-CORROSIVE. SAFE TO
USE IN CONFINED AREAS.

| CODE | MANUF. CODE | SIZE | PACK |
|--------|-------------|--------------|------|
| 392752 | PH026A | 250ML | 1 |

AIR DUSTER



HIGH POWERED AEROSOL TO FORCE DUST AND
DEBRIS OUT OF HARD TO REACH AREAS.
FEATURES A DETACHABLE NOZZLE. NON-
FLAMMABLE AND NON-CORROSIVE.

| CODE | MANUF. CODE | SIZE | PACK |
|--------|-------------|--------------|------|
| 392870 | ZE29 | 120ML | 1 |

LANDLORD/HOME OWNER GAS SAFETY RECORD PAD



PAD OF 25 A4 FORMS IN TRIPLICATE, SUITABLE FOR
ALL LANDLORDS. COMPLIES WITH THE GAS SAFETY
INSTALLATION AND USE REGULATIONS. USE FOR
INSPECTIONS, GAS SERVICING AND APPLIANCE
CHECKS. SEQUENTIALLY NUMBERED.

| CODE | MANUF. CODE | SIZE | PACK |
|--------|-------------|-----------------------|------|
| 352902 | 663010-NUM | GAS SAFETY PAD | 1 |

DANGER - Do NOT Use LABELS



CAN BE USED AS A LABEL OR TAG. CABLE TIES
SUPPLIED. GSIUR COMPLIANT.

| CODE | MANUF. CODE | SIZE | PACK |
|--------|-------------|-----------------------|------|
| 352915 | 663060 | 10 LABELS/TAGS | 1 |

BRAIDED GLASS (SEALING) YARN



ASBESTOS-FREE BRAIDED GLASS YARN. A
HIGH TEMPERATURE YARN FOR USE IN FLUES,
BOILERS, STOVES, OVENS AND OTHER HEATING
APPLICATIONS.
MAXIMUM WORKING TEMPERATURE 600°C.

| CODE | MANUF. CODE | SIZE | PACK |
|--------|-------------|------------------|------|
| 394835 | 661020 | 6MM x 5M | 1 |
| 394840 | 661022 | 10MM x 5M | 1 |

FLEXIGAS



| CONTENTS | PAGE | PAGE |
|----------------------------------|---------|----------------|
| INSTALLER KITS | 86 | ACCESSORIES 90 |
| CORRUGATED STAINLESS STEEL COILS | 87 | |
| DS PIPE COILS | 87 | |
| FITTINGS | 88 - 89 | |
| FG BOND™ | 90 | |
| FG LINK™ | 90 | |



THE FAST AND TRULY VERSATILE SYSTEM FOR GAS INSTALLATIONS



FLEXIGAS™, DESIGNED FOR DOMESTIC AND COMMERCIAL GAS INSTALLATIONS IS THE INTELLIGENT CHOICE FOR PLUMBERS WHO ARE LOOKING FOR AN EFFICIENT, LIGHTWEIGHT AND FLEXIBLE ALTERNATIVE TO RIGID COPPER OR STEEL. THROUGH CONSTANT INNOVATION, FLEXIGAS™ CONTINUES TO DEVELOP FASTER, EASIER AND SAFER SOLUTIONS FOR GAS INSTALLATIONS.

FLEXIGAS™ HOLD A NUMBER A PATENTED AND PATENT PENDING FEATURES, INCLUDING FLEXIGAS DS™, FG LINK™ AND FG BOND™. FLEXIGAS™ IS APPROVED BY BRITISH STANDARDS UNDER THE KITEMARK CERTIFICATION SCHEME AND IS MANUFACTURED IN ACCORDANCE WITH EN 15266.

FEATURES

- BRITISH STANDARDS KITEMARK CERTIFIED.
- UK'S LARGEST CSST FITTING RANGE WITH OVER 130 FITTINGS, AND 25+ DN40 FITTINGS.
- WIDE RANGE OF UNIQUE AND INNOVATIVE PATENTED SOLUTIONS.
- EASY INTEGRATION WITH COPPER INSTALLATIONS.
- DESIGNED FOR ALL DOMESTIC AND COMMERCIAL GAS PROJECTS.
- INTEGRATED FG BOND™ EARTHING TERMINAL TO MAKE EARTH BONDING EASY.
- CAN BE BURIED IN SCREED OR THE GROUND WITHOUT ADDITIONAL PROTECTION.
- UNIQUE TAIL ON FITTING MEANS THAT ONLY A SMALL GAP MUST BE SILICONE TAPED RESULTING IN A NEATER FINISH.
- FREE SILICONE TAPE INCLUDED WITH EVERY BOX AND SPOOL.
- METRE MARKING (UP TO 400M) FOR EASIER INSTALLATION.
- NO SPECIALIST TOOLS REQUIRED.
- SPECIFICALLY DESIGNED FOR UK MARKET - USES 22MM AND 28MM TUBE DIAMETERS.

***DENOTES A NON-STOCKED PRODUCT, THAT CAN BE ORDERED AND WILL BE DELIVERED DIRECT BY FLEXIGAS. ADDITIONAL CARRIAGE CHARGES MAY APPLY.**

CORRUGATED STAINLESS STEEL TUBE - KITS AND COILS

INSTALLER / CONTRACTOR KITS

INSTALLER/CONTRACTOR KITS FOR 15MM, 22MM & 28MM, INCLUDE:
CSST PIPE COIL OR CSST DOUBLE SLEEVE PIPE COIL X 1
REDUCING UNION X COMPRESSION X 2
(32MM KITS HAVE 2 X MALE ADAPTORS)
SILICONE TAPE 2M X 1



INSTALLER KITS - STANDARD PIPE COILS

| CODE | MANUF. CODE | SIZE | WEIGHT (KG) | PACK |
|--------|-------------|-------------|-------------|------|
| 359600 | CK15-5M | DN15 x 5M | 1.7 | 1 |
| 359605 | CK15-10M | DN15 x 10M | 2.9 | 1 |
| 359610 | CK15-15M | DN15 x 15M | 4.0 | 1 |
| 359615 | CK22-5M | DN22 x 5M | 2.5 | 1 |
| 359620 | CK22-10M | DN22 x 10M | 3.8 | 1 |
| 359625 | CK22-15M | DN22 x 15M | 5.3 | 1 |
| 359630 | CK28-5M | DN28 x 5M | 3.5 | 1 |
| 359635 | CK28-10M | DN28 x 10M | 5.4 | 1 |
| 359640 | CK28-15M | DN28 x 15M | 7.7 | 1 |
| 359645 | CK32-5M | *DN32 x 5M | 4.2 | 1 |
| 359650 | CK32-10M | *DN32 x 10M | 7.0 | 1 |
| 359655 | CK32-15M | *DN32 x 15M | 10.0 | 1 |

INSTALLER KITS - DS™ PIPE COILS

| CODE | MANUF. CODE | SIZE | WEIGHT (KG) | PACK |
|--------|-------------|-------------|-------------|------|
| 359716 | DS CK15-15M | *DN15 x 15M | 4.3 | 1 |
| 359720 | DS CK22-10M | *DN22 x 10M | 4.1 | 1 |
| 359725 | DS CK22-15M | *DN22 x 15M | 5.7 | 1 |
| 359728 | DS CK28-10M | *DN28 x 10M | 5.9 | 1 |
| 359730 | DS CK28-15M | *DN28 x 15M | 8.4 | 1 |
| 359735 | DS CK32-10M | *DN32 x 10M | 7.4 | 1 |
| 359740 | DS CK32-15M | *DN32 x 15M | 10.6 | 1 |



FLEXIGAS PIPE COILS

MADE FROM A SHEET OF STAINLESS STEEL FORMED INTO A SERIES OF CORRUGATIONS. FLEXIGAS™ TUBING BENDS EASILY BY HAND WHILE STILL MAINTAINING THE INTEGRITY AND STRENGTH OF A STEEL TUBE.

THE CORRUGATIONS IN THE TUBING ALLOW FOR FLEXIBILITY WITHOUT SACRIFICING ON STRENGTH, COMPRESSING TOGETHER ON THE INSIDE EDGE AND SLIGHTLY EXPANDING ON THE OUTSIDE EDGE TO EASILY CREATE ANY ANGLE REQUIRED.



| CODE | MANUF. CODE | SIZE | SPOOL/BOX | WEIGHT (KG) | PACK |
|--------|-------------|--------------------|-----------|-------------|------|
| 359010 | DN 15-5M | DN 15 x 15M | BOX | 3.5 | 1 |
| 359015 | DN 15-25M | DN 15 x 25M | BOX | 6.0 | 1 |
| 359020 | DN 15-50M | DN 15 x 15M | BOX | 9.7 | 1 |
| 359025 | DN 15-75M | DN 15 x 75M | SPOOL | 18.7 | 1 |

| CODE | MANUF. CODE | SIZE | SPOOL/BOX | WEIGHT (KG) | PACK |
|--------|-------------|---------------------|-----------|-------------|------|
| 359040 | DN22-15M | DN22 x 15M | BOX | 4.9 | 1 |
| 359045 | DN22-25M | DN22 x 25M | BOX | 8.0 | 1 |
| 359050 | DN22-50M | DN22 x 50M | SPOOL | 15.3 | 1 |
| 359055 | DN22-75M | DN22 x 75M | SPOOL | 24.6 | 1 |
| 359057 | DN22-90M | *DN22 x 90M | SPOOL | 27.8 | 1 |
| 359059 | DN22-100M | *DN22 x 100M | SPOOL | 30.7 | 1 |
| 359061 | DN22-400M | *DN22 x 400M | SPOOL | 120.0 | 1 |

| CODE | MANUF. CODE | SIZE | SPOOL/BOX | WEIGHT (KG) | PACK |
|--------|-------------|---------------------|-----------|-------------|------|
| 359070 | DN28-15M | DN28 x 15M | BOX | 6.2 | 1 |
| 359075 | DN28-25M | DN28 x 25M | BOX | 10.7 | 1 |
| 359080 | DN28-50M | DN28 x 50M | SPOOL | 26.0 | 1 |
| 359085 | DN28-75M | DN28 x 75M | SPOOL | 35.4 | 1 |
| 359090 | DN28-90M | *DN28 x 90M | SPOOL | 45.0 | 1 |
| 359091 | DN28-100M | *DN28 x 100M | SPOOL | 52.0 | 1 |
| 359092 | DN28-400M | *DN28 x 400M | SPOOL | 60.0 | 1 |

| CODE | MANUF. CODE | SIZE | SPOOL/BOX | WEIGHT (KG) | PACK |
|--------|-------------|---------------------|-----------|-------------|------|
| 359100 | DN32-15M | DN32 x 15M | BOX | 7.80 | 1 |
| 359105 | DN32-25M | DN32 x 25M | BOX | 12.5 | 1 |
| 359110 | DN32-50M | DN32 x 50M | SPOOL | 32.5 | 1 |
| 359115 | DN32-75M | DN32 x 75M | SPOOL | 46.5 | 1 |
| 359118 | DN32-90M | *DN32 x 90M | SPOOL | 58.2 | 1 |
| 359121 | DN32-100M | *DN32 x 100M | SPOOL | 64.9 | 1 |
| 359123 | DN32-350M | *DN32 x 350M | SPOOL | 210.0 | 1 |

| CODE | MANUF. CODE | SIZE | SPOOL/BOX | WEIGHT (KG) | PACK |
|--------|-------------|---------------------|-----------|-------------|------|
| 359157 | DN40-15M | *DN40 x 15M | BOX | 18.5 | 1 |
| 359124 | DN40-25M | DN40 x 25M | BOX | 27.5 | 1 |
| 359127 | DN40-50M | *DN40 x 50M | SPOOL | 66.0 | 1 |
| 359158 | DN40-75M | *DN40 x 75M | SPOOL | 90.4 | 1 |
| 359129 | DN40-200M | *DN40 x 200M | SPOOL | 209.0 | 1 |

| CODE | MANUF. CODE | SIZE | SPOOL/BOX | WEIGHT (KG) | PACK |
|--------|-------------|---------------------|-----------|-------------|------|
| 359150 | DN50-15M | *DN50 x 15M | BOX | 23.0 | 1 |
| 359152 | DN50-25M | *DN50 x 25M | BOX | 35.5 | 1 |
| 359154 | DN50-50M | *DN50 x 50M | SPOOL | 83.0 | 1 |
| 359156 | DN50-150M | *DN50 x 150M | SPOOL | 208.8 | 1 |

FLEXIGAS DS™ PIPE COILS

FLEXIGAS DS™ IS A PATENT PENDING, DOUBLE LAYERED FLEXIBLE GAS PIPING SYSTEM CONSISTING OF A:

- 1ST INNER CSST LAYER (CORRUGATED STAINLESS STEEL TUBING) PLUS A YELLOW POLYETHYLENE COVER.
- 2ND OUTER SLEEVE LAYER, INCLUDING V0 FIRE RATED CORRUGATED SLEEVING, WITH AN EXTERIOR POLYETHYLENE COVER.

THE OUTER SLEEVE LAYER IS DESIGNED SPECIFICALLY TO MEET THE DEFINITION OF A SLEEVE ACCORDING TO UK REGULATIONS (BS 6891 AND IGEN/UP/2, 3 & 7), AND IS IN SLIDABLE CONFIGURATION WITH THE INNER CSST LAYER.

FLEXIGAS DS™ CONSISTS OF A VERY SMALL ANNULUS BETWEEN THE LAYERS, KEEPING THE OVERALL DIAMETER TO A MINIMUM, WHILE STILL ALLOWING THE INNER CSST TO BE INSERTED AND WITHDRAWN IF NECESSARY.

FLEXIGAS DS™ CAN BE USED TO PASS THROUGH 100% OF ALL INSTALLATION SCENARIOS, STRAIGHT OUT OF THE BOX, WITHOUT ADDING ADDITIONAL SLEEVING ON SITE.



| CODE | MANUF. CODE | SIZE | SPOOL/BOX | WEIGHT (KG) | PACK |
|--------|-------------|--------------------|-----------|-------------|------|
| 359560 | DS15-25 | DN 15 x 25M | BOX | 8.8 | 1 |
| 359561 | DS15-50 | DN 15 x 50M | SPOOL | 19.2 | 1 |
| 359562 | DS15-75 | *DN15 x 75M | SPOOL | 29.1 | 1 |

| CODE | MANUF. CODE | SIZE | SPOOL/BOX | WEIGHT (KG) | PACK |
|--------|-------------|--------------------|-----------|-------------|------|
| 359540 | DS22-25 | DN22 x 25M | BOX | 12.0 | 1 |
| 359563 | DS22-50 | *DN22 x 50M | SPOOL | 28.5 | 1 |
| 359564 | DS22-75 | *DN22 x 75M | SPOOL | 41.1 | 1 |

| CODE | MANUF. CODE | SIZE | SPOOL/BOX | WEIGHT (KG) | PACK |
|--------|-------------|---------------------|-----------|-------------|------|
| 359550 | DS28-25M | DN28 x 25M | BOX | 21.0 | 1 |
| 359575 | DS28-50M | DN28 x 50M | SPOOL | 44.0 | 1 |
| 359576 | DS28-75M | *DN28 x 75M | SPOOL | 58.2 | 1 |
| 359570 | DS28-100M | *DN28 x 100M | SPOOL | 76.0 | 1 |

| CODE | MANUF. CODE | SIZE | SPOOL/BOX | WEIGHT (KG) | PACK |
|--------|-------------|---------------------|-----------|-------------|------|
| 359577 | DS32-25M | *DN32 x 25M | BOX | 26.0 | 1 |
| 359580 | DS32-50M | DN32 x 50M | SPOOL | 61.0 | 1 |
| 359581 | DS32-75M | *DN32 x 75M | SPOOL | 83.0 | 1 |
| 359585 | DS32-100M | *DN32 x 100M | SPOOL | 102.9 | 1 |




*DENOTES A NON-STOCKED PRODUCT, THAT CAN BE ORDERED AND WILL BE DELIVERED DIRECT BY FLEXIGAS. ADDITIONAL CARRIAGE CHARGES MAY APPLY.

FITTINGS

EASIER, FASTER AND SAFER: SECURE METAL-METAL SEAL IN SECONDS.

FLEXIGAS'S PATENTED SEALING METHOD CREATES A 100% METAL-METAL SEAL IN SECONDS. AS THE FITTING IS TIGHTENED, THE LAST CORRUGATION OF FLEXIGAS™ TUBING IS DEFORMED INTO A FLARED CONFIGURATION AGAINST THE METAL SEAT OF THE FITTING. THE SIZABLE AND REVERSIBLE COLLARS ARE EASY TO HANDLE AND ALIGN THE FLEXIGAS™ TUBING WITH THE FITTING DURING INSTALLATION.



ADAPTOR MALE BSP



| CODE | MANUF. CODE | SIZE | PACK |
|--------|-------------|------------------|------|
| 359300 | SM15-12 | DN15MM x 1/2" | 5 |
| 359305 | SM22-34 | DN22MM x 3/4" | 1 |
| 359307 | SM22-10 | *DN22MM x 1" | 1 |
| 359310 | SM28-10 | DN28MM x 1" | 1 |
| 359315 | SM32-114 | DN32MM x 1.1/4" | 1 |
| 359318 | SM40-112 | *DN40MM x 1.1/2" | 1 |
| 359317 | SM50-20 | DN50MM x 2" | 1 |

ADAPTOR FEMALE BSP



| CODE | MANUF. CODE | SIZE | PACK |
|--------|-------------|------------------|------|
| 359325 | SF15-12 | DN15MM x 1/2" | 5 |
| 359326 | SF15-34 | *DN15MM x 3/4" | 2 |
| 359328 | SF15-10 | *DN15MM x 1" | 2 |
| 359330 | SF22-34 | DN22MM x 3/4" | 1 |
| 359332 | SF22-10 | *DN22MM x 1" | 1 |
| 359335 | SF28-10 | DN28MM x 1" | 1 |
| 359337 | SF28-114 | *DN28MM x 1.1/4" | 1 |
| 359340 | SF32-114 | DN32MM x 1.1/4" | 1 |
| 359345 | SF32-112 | *DN32MM x 1.1/2" | 1 |
| 359341 | SF40-20 | *DN40MM x 2" | 1 |

* DENOTES A NON-STOCKED PRODUCT, THAT CAN BE ORDERED AND WILL BE DELIVERED DIRECT BY FLEXIGAS. ADDITIONAL CARRIAGE CHARGES MAY APPLY.

STRAIGHT UNION



| CODE | MANUF. CODE | SIZE | PACK |
|--------|-------------|-------|------|
| 359350 | SU15 | DN15 | 5 |
| 359355 | SU22 | DN22 | 2 |
| 359360 | SU28 | DN28 | 1 |
| 359365 | SU32 | DN32 | 1 |
| 359367 | SU40 | *DN40 | 1 |
| 359369 | SU50 | *DN50 | 1 |

REDUCING UNION



| CODE | MANUF. CODE | SIZE | PACK |
|--------|-------------|--------------|------|
| 359126 | SR22-15 | *DN22 x DN15 | 1 |
| 359128 | SR28-15 | *DN28 x DN15 | 1 |
| 359130 | SR28-22 | *DN28 x DN22 | 1 |
| 359132 | SR32-22 | *DN32 x DN22 | 1 |
| 359135 | SR32-28 | *DN32 x DN28 | 1 |
| 359137 | SR40-22 | *DN40 x DN22 | 1 |
| 359140 | SR40-32 | *DN40 x DN32 | 1 |

REDUCING UNION x COMPRESSION



| CODE | MANUF. CODE | SIZE | PACK |
|--------|-------------|--------------|------|
| 359500 | CC15-15 | DN15 x 15MM | 1 |
| 359502 | CC15-22 | *DN15 x 22MM | 1 |
| 359504 | CC15-28 | *DN15 x 28MM | 1 |
| 359507 | CC22-15 | DN22 x 15MM | 1 |
| 359505 | CC22-22 | DN22 x 22MM | 1 |
| 359509 | CC22-28 | *DN22 x 28MM | 1 |
| 359510 | CC28-22 | DN28 x 22MM | 1 |
| 359515 | CC28-28 | DN28 x 28MM | 1 |
| 359517 | CC28-35 | *DN28 x 35MM | 1 |
| 359518 | CC32-22 | DN32 x 22MM | 1 |
| 359520 | CC32-28 | DN32 x 28MM | 1 |
| 359525 | CC32-35 | *DN32 x 35MM | 1 |
| 359521 | CC32-42 | *DN32 x 42MM | 1 |
| 359526 | CC40-35 | *DN40 x 35MM | 1 |
| 359327 | CC40-42 | *DN40 x 42MM | 1 |
| 359524 | CC40-54 | *DN40 x 54MM | 1 |

ELBOW



| CODE | MANUF. CODE | SIZE | PACK |
|--------|-------------|-------|------|
| 359200 | EE15 | *DN15 | 1 |
| 359202 | EE22 | *DN22 | 1 |
| 359204 | EE28 | *DN28 | 1 |
| 359206 | EE32 | *DN32 | 1 |
| 359208 | EE40 | *DN40 | 1 |

ELBOW MALE BSP



| CODE | MANUF. CODE | SIZE | PACK |
|--------|-------------|---------------|------|
| 359212 | EM22-34 | DN22MM x 3/4" | 1 |
| 359214 | EM22-10 | *DN22MM x 1" | 1 |

ELBOW FEMALE BSP



| CODE | MANUF. CODE | SIZE | PACK |
|--------|-------------|------------------|------|
| 359220 | EF15-12 | *DN15MM x 1/2" | 1 |
| 359222 | EF15-34 | *DN15MM x 3/4" | 1 |
| 359224 | EF22-34 | *DN22MM x 3/4" | 1 |
| 359226 | EF22-10 | *DN22MM x 1" | 1 |
| 359228 | EF28-114 | *DN28MM x 1.1/4" | 1 |
| 359230 | EF32-112 | *DN32MM x 1.1/2" | 1 |
| 359232 | EF40-20 | *DN40MM x 2" | 1 |

REDUCING ELBOW X COMPRESSION



| CODE | MANUF. CODE | SIZE | PACK |
|--------|-------------|--------------|------|
| 359531 | ECC15-15 | *DN15 x 15MM | 1 |
| 359532 | ECC15-22 | *DN15 x 22MM | 1 |
| 359533 | ECC15-28 | *DN15 x 28MM | 1 |
| 359528 | ECC22-15 | *DN22 x 15MM | 1 |
| 359529 | ECC22-22 | DN22 x 22MM | 1 |
| 359534 | ECC22-28 | *DN22 x 28MM | 1 |
| 359535 | ECC28-22 | DN28 x 22MM | 1 |
| 359530 | ECC28-28 | DN28 x 28MM | 1 |
| 359536 | ECC28-35 | *DN28 x 35MM | 1 |
| 359537 | ECC32-28 | DN32 x 28MM | 1 |
| 359538 | ECC32-35 | *DN32 x 35MM | 1 |
| 359539 | ECC32-42 | *DN32 x 42MM | 1 |
| 359582 | ECC40-35 | *DN40 x 35MM | 1 |
| 359583 | ECC40-42 | *DN40 x 42MM | 1 |
| 359584 | ECC40-54 | *DN40 x 54MM | 1 |

WINGED ELBOW FEMALE BSP



| CODE | MANUF. CODE | SIZE | PACK |
|--------|-------------|--------------|------|
| 359588 | EFW15-12 | *DN15 x 1/2" | 1 |
| 359589 | EFW15-34 | *DN15 x 3/4" | 1 |

TEE



| CODE | MANUF. CODE | SIZE | PACK |
|--------|-------------|-------|------|
| 359375 | TT15 | DN15 | 1 |
| 359380 | TT22 | DN22 | 1 |
| 359385 | TT28 | DN28 | 1 |
| 359390 | TT32 | *DN32 | 1 |
| 359395 | TT40 | *DN40 | 1 |

REDUCING TEE



| CODE | MANUF. CODE | SIZE (A x B x C) | PACK |
|--------|-------------|---------------------|------|
| 359405 | TR22-15-15 | *DN22 x DN15 x DN15 | 1 |
| 359407 | TR22-22-15 | *DN22 x DN22 x DN15 | 1 |
| 359400 | TR22-15-22 | *DN22 x DN15 x DN22 | 1 |
| 359410 | TR28-22-22 | DN28 x DN22 x DN22 | 1 |
| 359408 | TR28-28-15 | *DN28 x DN28 x DN15 | 1 |
| 359409 | TR28-28-22 | *DN28 x DN28 x DN22 | 1 |
| 359411 | TR32-32-22 | *DN32 x DN32 x DN22 | 1 |
| 359412 | TR32-32-28 | *DN32 x DN32 x DN28 | 1 |
| 359413 | TR40-40-28 | *DN40 x DN40 x DN28 | 1 |
| 359414 | TR40-40-32 | *DN40 x DN40 x DN32 | 1 |

TEE - FEMALE ADAPTOR BSP



| CODE | MANUF. CODE | SIZE (A x B x C) | PACK |
|--------|-------------|---------------------|------|
| 359415 | TF15-12 | *DN15 x DN15 x 1/2" | 1 |
| 359417 | TF22-34 | *DN22 x DN22 x 3/4" | 1 |

* DENOTES A NON-STOCKED PRODUCT, THAT CAN BE ORDERED AND WILL BE DELIVERED DIRECT BY FLEXIGAS. ADDITIONAL CARRIAGE CHARGES MAY APPLY.




FG BOND™

THE FIRST INTEGRATED EARTHING TERMINAL FOR CSST.

WITH GAS PLUMBING, SAFETY IS A PRIORITY. ALL GAS LINES MUST BE ELECTRICALLY BONDED. USING FLEXIGAS' PATENT PENDING INTEGRATED BONDING TERMINAL, WITH FLEXIGAS FITTINGS, MAKES BONDING SIMPLE AND EASY - ELIMINATING THE NEED FOR CLAMPS OR AWKWARD AND TIME-CONSUMING BONDING METHODS.

THE FG BOND™ INTEGRATED BONDING TERMINAL IS INCLUDED IN FLEXIGAS KITEMARK FROM BSI, AND HAS BEEN CERTIFIED AS MEETING THE RELEVANT TESTS FROM BS 951:2009 BS 951 AND BS 7671 COMPLIANT TAG INCLUDED.



FG BOND™



| CODE | MANUF. CODE | SIZE | PACK |
|--------|-------------|-------------------------------------|------|
| 359670 | EB01 | INTEGRATED EARTHING TERMINAL | 1 |

FG LINK™ ADAPTORS

AN ENDLESS POSSIBILITY OF CONNECTIONS WITH FGLINK™, THE UK'S LARGEST RANGE OF CSST FITTINGS.

THE FLEXIGAS™ AND FGLINK™ PATENTED, AND PATENT PENDING FITTINGS MAKES FLEXIGAS™ TRULY THE MOST VERSATILE GAS SYSTEM ON THE MARKET. THE ONE-STEP CONNECTION BETWEEN COPPER AND FLEXIGAS™ LEADS TO ENDLESS POSSIBILITIES, GIVING YOU THE BEST OF BOTH WORLDS.

FG LINK™



| CODE | MANUF. CODE | SIZE | PACK |
|--------|-------------|--------------------|------|
| 359420 | A-15 | 22MM x DN15 | 1 |
| 359422 | A-22 | 28MM x DN22 | 1 |
| 359424 | A-28 | 35MM x DN28 | 1 |
| 359426 | A-32 | 42MM x DN32 | 1 |
| 359428 | A-40 | 54MM x DN40 | 1 |

*DENOTES A NON-STOCKED PRODUCT, THAT CAN BE ORDERED AND WILL BE DELIVERED DIRECT BY FLEXIGAS. ADDITIONAL CARRIAGE CHARGES MAY APPLY.

ACCESSORIES

SILICONE TAPE

AFTER CONDUCTING A GAS TIGHTNESS TEST, WRAP THE SMALL GAP BETWEEN THE 'TAIL' ON THE NUT USING YELLOW SILICONE TAPE.



| CODE | MANUF. CODE | SIZE | PACK |
|--------|-------------|------------|------|
| 359448 | ST01 | 2M | 1 |
| 359449 | ST02 | 11M | 1 |

TUBE CUTTER



| CODE | MANUF. CODE | SIZE | PACK |
|--------|-------------|--------------------|------|
| 359551 | TCR-01 | TUBE CUTTER | 1 |



TOOLS, PIPE CLIPS & VENTILATION



CONTENTS

PAGE

PAGE

REMS PRESS GUNS

92

EMBRASS PEERLESS PLASTIC

MONUMENT TOOLS

93 - 95

PIPE CLIPS

99

MISCELLANEOUS TOOLS

96

ECOCLIP FIXINGS

100

ARCTIC HAYES ACCESSORIES

97

TALON PIPE CLIPS & TRUNKING

101

KIBOSH REPAIR & FREEZE CLAMPS

97

AIRFLOW ACCESS PANELS

COPPER & BRASS PIPE CLIPS

98

& VENTILATION

102

RUBBER-LINED CLIPS

98

AIRFLOW CORE DRILL VENTS

103

HOSE CLIPS

99

REMS CORDLESS RADIAL PRESS GUNS

AKKU-PRESS 22V - PISTOL
(IN STEEL CASE)

- ULTRA-LIGHT (3.2KG), WITH AUTOMATIC CIRCUIT CONTROL
- PRESS JOINTS 10MM - 108MM
- SUPPLIED WITH M15, 22, 28, 35, 42MM & 54MM JAWS
- SUPPLIED WITH 2 X BATTERIES



| CODE | MANUF. CODE | SIZE | BOX |
|--------|-------------|--------------------------------|-----|
| 439000 | 576024 | AKKU-PRESS 22v (PISTOL) | 1 |

MINI-PRESS 22v - PISTOL
(IN L-BOXX)

- SUPER-LIGHT (2.5KG), WITH AUTOMATIC CIRCUIT CONTROL
- PRESS JOINTS 10MM - 40MM
- SUPPLIED WITH M15, 22, 28, 35MM JAWS
- SUPPLIED WITH 2 X BATTERIES



| CODE | MANUF. CODE | SIZE | BOX |
|--------|-------------|--------------------------------|-----|
| 439005 | 578X14 | MINI-PRESS 22v (PISTOL) | 1 |

MINI-PRESS S 22v - INLINE
(IN L-BOXX)

- SUPER-LIGHT (2.6KG), WITH AUTOMATIC CIRCUIT CONTROL
- PRESS JOINTS 10MM - 40MM
- SUPPLIED WITH M15, 22, 28, 35MM JAWS
- SUPPLIED WITH 2 X BATTERIES



| CODE | MANUF. CODE | SIZE | BOX |
|--------|-------------|----------------------------------|-----|
| 439010 | 578X16 | MINI-PRESS S 22v (INLINE) | 1 |

MINI-PRESS 14.4v - PISTOL
(IN STEEL CASE)

- SUPER-LIGHT (2.4KG), WITH AUTOMATIC CIRCUIT CONTROL
- PRESS JOINTS 10MM - 40MM
- SUPPLIED WITH 2 X BATTERIES



| CODE | MANUF. CODE | SIZE | BOX |
|--------|-------------|----------------------------------|-----|
| 439015 | 578012 | MINI-PRESS 14.4v (PISTOL) | 1 |

MINI-PRESS JAWS/TONGS

- HIGHLY DURABLE PRESSING JAWS MADE OF TENACIOUS, SPECIALLY HARDENED STEEL.
- PRESSING CONTOURS ARE SYSTEM SPECIFIC AND CORRESPOND WITH THE RESPECTIVE PRESSFIT SYSTEM.
- MANUFACTURED ON CNC PRODUCTION CENTRES ENSURE HIGH-PRECISION MACHINING OF PRESSING CONTOUR.



| CODE | MANUF. CODE | SIZE | BOX |
|--------|-------------|----------------|-----|
| 439050 | 578312 | M15 JAW | 1 |
| 439055 | 578316 | M22 JAW | 1 |
| 439060 | 578318 | M28 JAW | 1 |
| 439065 | 578390 | M35 JAW | 1 |

MULTI-ANGLE MINI-PRESS JAWS/
TONGS

THE SOLUTION TO PRESSING INSIDE WALLS OR SHAFTS AND OTHER RESTRICTED OR TIGHT SPACES AT ANY ANGLE WITHIN A RANGE OF 180°.



| CODE | MANUF. CODE | SIZE | BOX |
|--------|-------------|----------------|-----|
| 439070 | M15S | M15 JAW | 1 |
| 439072 | M22S | M22 JAW | 1 |
| 439074 | M28S | M28 JAW | 1 |
| 439076 | M35S | M35 JAW | 1 |

MULTI-ANGLE PRESSING SET

- M-PROFILE 15MM, 22MM & 28MM TONGS
- Z8 MINI ADAPTOR FOR DRIVING ANGLED PRESSING TONGS
- STEEL CASE



| CODE | MANUF. CODE | SIZE | BOX |
|--------|-------------|---------------------------------|-----|
| 439085 | 574618 | MULTI-ANGLE PRESSING SET | 1 |

ACCESSORIES

| CODE | MANUF. CODE | SIZE | BOX |
|--------|-------------|------------------------|-----|
| 439080 | 574700 | Z8 MINI ADAPTOR | 1 |
| 439082 | 574516 | STEEL CASE | 1 |

MONUMENT TOOLS



AUTOCUT® COPPER PIPE CUTTERS

FOR USE ON COPPER PIPE. CLIP ON AND ROTATE TO CUT THE COPPER PIPE. PRESSURE DIE-CAST BODY. IDEAL FOR USE IN TIGHT SPACES.



| CODE | MANUF. CODE | SIZE | Box |
|--------|-------------|-------------------------|-----|
| 394530 | 1715C | 15MM | 1 |
| 394532 | 1722Y | 22MM | 1 |
| 394534 | 1728Q | 28MM | 1 |
| 394536 | 1715C1722Y | TWIN PACK (15MM & 22MM) | 1 |
| 394538 | 269N | SPARE WHEEL | 1 |

COPPER PIPE CUTTERS

FOR USE ON COPPER PIPE. STRONG OUTER ABS PLASTIC CASING HOUSES THE INSIDE STEEL MECHANISM. IDEAL FOR USE IN TIGHT SPACES.



| CODE | MANUF. CODE | SIZE | Box |
|--------|-------------|-------------|-----|
| 395002 | 15PC | 15MM | 1 |
| 395004 | 22PC | 22MM | 1 |
| 395006 | W15PC | SPARE WHEEL | 1 |

PLASTIC PIPE CUTTER

MADE FROM ENGINEERING PLASTIC FOR RIGIDITY. UNIQUE, RENEWABLE BLADE DESIGN CUTS MOST PLASTIC PIPES FOR PLUMBING AND ELECTRICS.



| CODE | MANUF. CODE | SIZE | Box |
|--------|-------------|-------------|-----|
| 395010 | 2644Q | 6MM - 28MM | 1 |
| 395012 | 2649F | SPARE BLADE | 1 |

COPPER & STEEL PIPE CUTTERS

MADE FROM PRESSURE DIE-CAST BODY. ALL PARTS LIABLE TO WEAR ARE HEAT TREATED. FLUTED HANDLE FITTED WITH A SPARE WHEEL.



| CODE | MANUF. CODE | SIZE | Box |
|--------|-------------|-----------------------|-----|
| 395020 | 265B | 4MM - 28MM (SIZE 1) | 1 |
| 395022 | 266E | 12MM - 43MM (SIZE 2A) | 1 |
| 395024 | 273A | SPARE WHEEL | 1 |

HACKSAWS & BLADES

JUNIOR HACKSAW: WITH FINGER GUARD AND 150MM 32TPI BLADE.

HACKSAW: DIE-CAST ALUMINIUM HANDLE AND TUBULAR STEEL FRAME COMBINE TO GIVE A LIGHTWEIGHT TOOL. ADJUSTS FOR FLUSH CUTTING. WITH 24TPI 300MM BLADE,



| CODE | MANUF. CODE | SIZE | Box |
|--------|-------------|---|-----|
| 395030 | 2000M-1 | JUNIOR HACKSAW | 1 |
| 395032 | 1120U | JUNIOR HACKSAW SPARE BLADES (PACKS OF 10) | 1 |
| 395034 | 1921D | HACKSAW 300MM | 1 |
| 395036 | 1925P | HACKSAW SPARE BLADE (5 ON A CARD) | 1 |

FOLDING KNIFE: BLUE AND WHITE TRADE TRIMMING KNIFE WITH PUSH BUTTON FOLDING MECHANISM.



| CODE | MANUF. CODE | SIZE | Box |
|--------|-------------|----------------------------|-----|
| 395040 | 1023Z | FOLDING KNIFE | 1 |
| 395042 | 1024C | SPARE BLADES (PACKS OF 10) | 1 |

TAP & RADIATOR TOOLS

RADIATOR VALVE SPANNER: 12.7MM HEXAGON ZINC PLATED SPANNER WITH COMFORTABLE, SLIGHTLY OFFSET HANDLE. FOR 3/8" & 10MM SQUARE SECTION RADIATOR VENT PLUGS & BLEED SCREWS. HEXAGON: 1/2" 12.7MM.



| CODE | MANUF. CODE | SIZE | Box |
|--------|-------------|-------------------------|-----|
| 395092 | 2053U | 3-IN-1 RADIATOR SPANNER | 1 |

DIY TAP RESEATERS: WITH TWO DOUBLE ENDED PLASTIC BUSHES. FITS POPULAR BS5412 AND BS1010 (1/2" & 3/4") TAPS. 3 CASE HARDENED CUTTERS 17, 19 & 25MM.



| CODE | MANUF. CODE | SIZE | Box |
|--------|-------------|-------------------|-----|
| 395096 | 450P | DIY TAP RE-SEATER | 1 |

UNIVERSAL RADIATOR SPANNER (KEY): THREE PROFILES - 3/8" & 10MM SQUARE SECTION RADIATOR VENT PLUG; BAYONET / INTERNAL LUG TYPE RADIATOR VALVES; TAPERED 12-14MM INTERNAL HEXAGON VALVES.



| CODE | MANUF. CODE | SIZE | Box |
|--------|-------------|------------------------|-----|
| 395090 | 2052R | UNIVERSAL RADIATOR KEY | 1 |

WRENCHES

FOOTPRINT® 698 WRENCH: ALL STEEL CONSTRUCTION GRIPS THE WORKPIECE TIGHTER AS MORE PRESSURE IS EXERTED.

WIDE JAW ADJUSTABLE WRENCH: CUSHION ANTI-SLIP GRIP HANDLE ON DURABLE DROP FORGED SPANNER.



| CODE | MANUF. CODE | SIZE | BOX |
|--------|-------------|-------------------------------|-----|
| 395050 | 1986W | FOOTPRINT WRENCH 7" | 1 |
| 395056 | 3141T | WIDE JAW ADJUSTABLE 8" | 1 |

RADIATOR STEPPED RATCHET WRENCH: FOR MOST RADIATOR VALVES, NIPPLES, LUGS, TANK CONNECTORS ETC.



| CODE | MANUF. CODE | SIZE | BOX |
|--------|-------------|-------------------------------|-----|
| 395052 | 2048E | STEPPED RATCHET WRENCH | 1 |

PRO BASIN WRENCH: FOR LOOSENING AND TIGHTENING NUTS IN AWKWARD POSITIONS, PARTICULARLY TAP AND WASTE NUTS UNDERNEATH SINKS AND BATHS.



| CODE | MANUF. CODE | SIZE | BOX |
|--------|-------------|---------------------------------|-----|
| 395058 | 345V | PRO-BASIN WRENCH (2 JAW) | 1 |

TRADE TELESCOPIC BASIN WRENCH: TELESCOPIC HANDLE WITH SPRING JAWS FOR BASIN AND BATH TAP BACK NUTS.



| CODE | MANUF. CODE | SIZE | BOX |
|--------|-------------|--------------------------|-----|
| 395060 | 781T | TELESCOPIC WRENCH | 1 |

SCREWDRIVERS

PHILIPS No. 2: MAGNETIC TIP BLADE, 300MM.
FLAT BLADE: MAGNETIC TIP BLADE 450MM.



| CODE | MANUF. CODE | SIZE | BOX |
|--------|-------------|------------------------------------|-----|
| 395204 | 1517A-1 | PHILIPS No. 2 300MM | 1 |
| 395206 | 1518D | FLAT BLADE 450MM (10MM TIP) | 1 |

SPANNERS & PLIERS

TAP BOX SPANNER: DOUBLE ENDED BOX SPANNER FOR QUICK ASSEMBLY OF TAP BACK NUTS ON BASINS. EXCLUDE TOMMY BAR. DISTANCE ACROSS FLATS 27MM & 32MM.



| CODE | MANUF. CODE | SIZE | BOX |
|--------|-------------|-----------------------|-----|
| 395072 | 319U | SHORTY 150MM | 1 |
| 395074 | 323F | STANDARD 205MM | 1 |

COMPRESSION FITTING SPANNER: PRESSED STEEL. DISTANCE ACROSS FLATS 24MM & 32MM.



| CODE | MANUF. CODE | SIZE | BOX |
|--------|-------------|------------------------|-----|
| 395070 | 2032H | 15MM & 22MM | 1 |

MONOBLOC SPANNERS: DOUBLE ENDED PLATED STEEL BOX SPANNERS FOR QUICK ASSEMBLY OF TAP BACK NUTS ON BASINS. INCLUDES TOMMY BAR.



| CODE | MANUF. CODE | SIZE | BOX |
|--------|-------------|--------------------|-----|
| 395076 | 3240U | 4-PIECE SET | 1 |

PLUNGERS

DIY MICRO PLUNGER: MICRO SINK, SHOWER AND BATH PLUNGER.

TRADE HANDY PLUNGER: FOR WASH BASINS AND SHOWERS. HIGH DISPLACEMENT BELLOWS DESIGN. EASILY CLEANED.



| CODE | MANUF. CODE | SIZE | BOX |
|--------|-------------|----------------------------|-----|
| 395220 | 1461D | MICRO PLUNGER 110MM | 1 |
| 395222 | 1460Y | HANDY PLUNGER 120MM | 1 |

DEBURRERS

DIY COPPER PIPE DEBURRER: DE-BURRS INTERNALLY AND EXTERNALLY UP TO 38MM COPPER PIPE.



| CODE | MANUF. CODE | SIZE | BOX |
|--------|-------------|-----------------------------------|-----|
| 395100 | 365F | INTERNAL/EXTERNAL DEBURRER | 1 |

BURRFECT® WASTE PIPE DEBURRER: CLEANS AND DE-BURRS PLASTIC WASTE PIPE. FOR PUSHFIT PLASTIC PIPE.



| CODE | MANUF. CODE | SIZE | BOX |
|--------|-------------|---------------------------|-----|
| 395102 | 2116N | BURRFECT® DEBURRER | 1 |

GAS TEST GAUGES / MANOMETERS

MADE FROM TOUGH PLASTICS AND PLASTIC U-TUBE TO TEST PIPEWORK PRE AND POST GAS SUPPLY BEING INTRODUCED.



| CODE | MANUF. CODE | SIZE | BOX |
|--------|-------------|-------------|-----|
| 395180 | 257C | 30MB | 1 |
| 395182 | 258F | 60MB | 1 |

SOLDERING MATS

OMAT® SOLDERING MATS: PATENTED VARIABLE CUT OUT HEAT PAD MAT FOR SOLDERING AND BRAZING 15MM & 22MM COPPER PIPE.

SOLDERING MAT: WOVEN GLASS FABRIC PROFESSIONAL QUALITY HEAT PAD MAT TO PROTECT SURROUNDING AREAS WHEN SOLDERING.



| CODE | MANUF. CODE | SIZE | BOX |
|--------|-------------|----------------------------|-----|
| 394297 | 2361F | OMAT® 250MM x 250MM | 1 |
| 394299 | 2363L | OMAT® 150MM x 150MM | 1 |
| 394295 | 2350X | 300MM x 300MM | 1 |

PIPE BENDERS

MINI PIPE BENDER: MAKE UP TO 180 DEGREE BENDS ON 6MM, 8MM AND 10MM COPPER PIPE.



| CODE | MANUF. CODE | SIZE | BOX |
|--------|-------------|-------------------------|-----|
| 395190 | 2611S | MINI PIPE BENDER | 1 |

COPPER & STAINLESS STEEL PIPE BENDER: BENDS COPPER AND STAINLESS STEEL PLUMBING PIPE. FORMERS MARKED WITH BENDING ANGLES OF 30, 56 AND 90 DEGREES. 15 AND 22MM COPPER AND 15MM STAINLESS STEEL.



| CODE | MANUF. CODE | SIZE | BOX |
|--------|-------------|------------------------------------|-----|
| 395192 | 2600K | PIPE BENDER 15MM & 22MM | 1 |
| 395194 | 2626M | EXTENSION HANDLE FOR 395192 | 1 |
| 395196 | 2601N | BENDER GUIDE 15MM | 1 |
| 395198 | 2603T | BENDER GUIDE 22MM | 1 |

MISCELLANEOUS TOOLS

TRADE SPADE FLAT BIT SET: FOR DRILLING HOLES IN TIMBER JOISTS ETC. SIZES 10MM, 12MM, 16MM, 18MM, 20MM AND 25MM.



| CODE | MANUF. CODE | SIZE | BOX |
|--------|-------------|-----------------------------|-----|
| 395200 | 19509-1 | 6-PIECE FLAT BIT SET | 1 |

TAPE MEASURE: ABS PLASTIC WITH RUBBER OUTER. DUAL PRINTED - METRIC AND IMPERIAL SCALE, BLACK & YELLOW.



| CODE | MANUF. CODE | SIZE | BOX |
|--------|-------------|------------------|-----|
| 395202 | 1959Q | 5M x 25MM | 1 |

OLIVE PULLER: FOR REMOVING OLIVES. ENGAGES WITH 14TPI THREAD OF THE COMPRESSION FITTING.



| CODE | MANUF. CODE | SIZE | BOX |
|--------|-------------|---|-----|
| 395208 | 2036T-1 | OLIVE PULLER 15, 22MM & 3/4" | 1 |



MISCELLANEOUS HAND TOOLS

HACKSAW & BLADES



| CODE | SIZE | PACK |
|--------|----------------------|------|
| 394305 | JUNIOR HACKSAW | 1 |
| 394310 | JUNIOR HACKSAW BLADE | 1 |
| 394325 | HACKSAW BLADE 12" | 1 |

KOPEX PIPE SLICE



| CODE | SIZE | PACK |
|--------|-----------------------------|------|
| 394515 | 15MM | 1 |
| 394520 | 22MM | 1 |
| 394525 | PIPE SLICE WHEELS (SINGLES) | 1 |

IMMERSION HEATER SPANNER



| CODE | SIZE | PACK |
|--------|-------------------|------|
| 394385 | BOX TYPE WITH ROD | 1 |

PUMP PLIERS



| CODE | SIZE | PACK |
|--------|------|------|
| 394365 | 10" | 1 |

BASIN WRENCH

CAST IRON, CROWFOOT TYPE WRENCH IDEAL FOR USE IN AREAS OF RESTRICTED ACCESS.



| CODE | SIZE | PACK |
|--------|-------------------------------|------|
| 394360 | SUITABLE FOR 1/2" & 3/4" TAPS | 1 |

TAP NUT BOX SPANNER

FITS MOST BRASS AND NYLON BACKNUTS.



| CODE | SIZE | PACK |
|--------|-------------|------|
| 394375 | 1/2" & 3/4" | 1 |

MONOBLOC SPANNER SET

FITS MOST MONO TAP BACK NUTS. SET COMPRISES 3 X BOX SPANNERS AND TOMMY BAR. FITS NUT SIZES 8-9, 10-11 AND 12-13MM.



| CODE | SIZE | PACK |
|--------|----------------------|------|
| 394380 | MONO TAP NUT SPANNER | 1 |

RUBBER TUBE FOR U-GAUGE

SUITABLE FOR NATURAL GAS BUT NOT LPG.



| CODE | SIZE | PACK |
|--------|-----------|------|
| 394810 | 1/4" x 2M | 1 |

ADJUSTABLE BASIN WRENCH

ADJUSTABLE PIVOTING HEAD, 11" SPRING LOADED BASIN WRENCH WITH FORGED JAWS.



| CODE | SIZE | PACK |
|--------|-------------------------------|------|
| 394370 | SUITABLE FOR 1/2" & 3/4" TAPS | 1 |

MANHOLE COVER KEY



| CODE | SIZE | PACK |
|--------|-------------------|------|
| 394355 | T-TYPE (IN PAIRS) | 1 |

FLUX BRUSH

WOODEN HANDLE, STIFF BRISTLES.



| CODE | SIZE | PACK |
|--------|---------------------|------|
| 392095 | FLUX BRUSH - SINGLE | 1 |

SINK PLUNGER



| CODE | SIZE | PACK |
|--------|-------|------|
| 394650 | 100MM | 1 |

UNIVERSAL PIPE AND SINK CLEANER



| CODE | SIZE | PACK |
|--------|-------------|------|
| 210815 | 1/4" x 25FT | 1 |

INTERNAL BENDING SPRINGS



| CODE | SIZE | PACK |
|--------|------|------|
| 394710 | 10MM | 1 |
| 394730 | 28MM | 1 |

HINTON DRAIN DOWN HOSE

NATURAL, NON-KINK RUBBER HOSE. TO BE USED FOR DRAINING DOWN CENTRAL HEATING SYSTEMS. INCLUDES: 1 X THUMBSCREW HOSE CLIP 2 X REUSABLE VELCRO TIE



| CODE | SIZE | PACK |
|--------|------|------|
| 392437 | 10M | 1 |
| 392439 | 15M | 1 |

TOOLS, PIPE CLIPS & VENTILATION



TOOLS & ACCESSORIES

U-FLOW FLOW MEASURE CUP

NEW INNOVATIVE DESIGN. SIMPLE AND EASY TO USE. ROBUST AND HEAT RESISTANT. FLOW MEASURE RANGE: 1 - 5 GALLON (4 - 22 LITRES)



| CODE | MANUF. CODE | SIZE | BOX |
|--------|-------------|---------------|-----|
| 394860 | 888000 | U-FLOW | 1 |

ABRASIVE CARBIDE ROLL/CLOTH

LONGER LASTING, WATERPROOF, NON-CLOGGING, SILICONE CARBIDE ABRASIVE STRIPS. WEBBED DESIGN, IDEAL FOR CLEANING COPPER TUBES BEFORE SOLDERING AND ROUGHING UP PLASTIC PIPES BEFORE JOINTING. MEDIUM GRADE - 180 GRIT



| CODE | MANUF. CODE | SIZE | BOX |
|--------|-------------|------------------|-----|
| 394875 | 662102 | 38MM x 5M | 1 |

U-CUT PIPE CUTTER

HEAVY DUTY ZINC DIE-CAST BODY. HARDENED & TEMPERED STEEL CUTTING WHEEL. FOR USE ON COPPER TUBE. SUPPLIED WITH SPARE CUTTING WHEEL



| CODE | MANUF. CODE | SIZE | BOX |
|--------|-------------|-------------|-----|
| 394885 | 443001 | 15MM | 1 |
| 394887 | 443002 | 22MM | 1 |

STEEL WOOL

MEDIUM GRADE.



| CODE | MANUF. CODE | SIZE | BOX |
|--------|-------------|--------------------|-----|
| 394880 | WB28 | 0.45KG ROLL | 1 |

PROTECTIVE FLOOR COVERINGS

RESISTANT TO OIL, WATER, BLEACHES, DETERGENTS, HEATING ADDITIVES & MORE. ANTI-SLIP. WATERPROOF AND WASHABLE. FOR INTERIOR OR EXTERIOR USE. HANDY SLITS FOR WORKING AROUND PIPES (WORK MAT ONLY).



| CODE | MANUF. CODE | SIZE | BOX |
|--------|-------------|--|-----|
| 394865 | WM2 | WORK MAT 850MM x 1.8M | 1 |
| 394870 | WM4 | TRADESMAN'S RUNNER 700MM x 3.2M | 1 |



PIPE REPAIR CLAMP

A BURST PIPE CAN PUT AN END TO A PROJECT PRETTY QUICKLY AND PIPES LEAK AND BURST FOR MANY REASONS; FROST DAMAGE IN WINTER, ACCIDENTAL PERFORATION BY TRADES PEOPLE, DIY ACCIDENTS, OLD PIPE AND FITTINGS ETC. WHATEVER THE CAUSE OF A LEAKING OR BURST PIPE, WATER DAMAGE STARTS IMMEDIATELY, AND THE LONGER IT TAKES TO STOP THE LEAK, THE MORE COSTLY THE DAMAGE. KIBOSH IS IDEAL FOR PLUMBERS WHO ARE IN THE FRONT LINE IN PIPE LEAK SITUATIONS, AS WELL AS OTHER PROFESSIONAL TRADES, MAINTENANCE AND DIY ENTHUSIASTS NEEDING A RELIABLE AND EFFECTIVE QUICK FIX, FAST.

THE KIBOSH RAPID EMERGENCY PIPE REPAIR CLAMP IS VERY SIMPLE AND QUICK TO USE. IT CAN STOP LEAKS IMMEDIATELY, LIMITING AND AVOIDING WATER DAMAGE AND DISRUPTION. THIS SAVES PRECIOUS WATER, GETS THE SITUATION UNDER CONTROL AND ONCE A KIBOSH PIPE REPAIR CLAMP IS FITTED, THE METAL OR PLASTIC PIPE CAN CONTINUE TO FUNCTION NORMALLY AGAIN UNDER PRESSURE, HOT OR COLD!

CLAMP ONLY.



| CODE | SIZE | PACK |
|--------|-------------|------|
| 395280 | 15MM | 1 |
| 395282 | 22MM | 1 |

FAST FREEZE CLAMP

PIPE FREEZING CAN BE FRUSTRATING, EXPENSIVE OR BOTH WITH VARIABLE SUCCESS. ELECTRIC MACHINES ARE VERY HEAVY AND EXPENSIVE, SO A BIG INVESTMENT. BASIC FOAM SLEEVES CAN BE VERY UNRELIABLE AND INEFFICIENT WITH HEAVY WASTAGE OF FREEZE SPRAY.

KIBOSH FASTFREEZE™ IS THE NEW EXTREMELY FAST AND EFFICIENT PIPE FREEZING SYSTEM. IT IS LIGHTWEIGHT, COMPACT AND EASY TO USE. THE FASTFREEZE SYSTEM SAVES PLUMBERS TIME, MONEY AND IS THE EXTREMELY FAST AND EFFICIENT WAY TO ACHIEVE AND MAINTAIN AN ISOLATING ICE PLUG, TO AVOID DRAINING DOWN A PIPE SYSTEM.

CLAMP ONLY.



| CODE | SIZE | PACK |
|--------|-------------|------|
| 395290 | 15MM | 1 |
| 395292 | 22MM | 1 |

FAST FREEZE CLAMP

PRE-PACKAGED INCLUDING CONTACT FOAM, FLUID INSERT STRAW & INSTRUCTION LEAFLET

| CODE | SIZE | PACK |
|--------|-------------|------|
| 395295 | 15MM | 1 |
| 395297 | 22MM | 1 |



FAST FREEZE KIT #3

PRE-PACKAGED INCLUDING 1 x 15MM CLAMP, 1 x 22MM CLAMP, FAST FREEZE SPRAY 293G, 2 x CONTACT FOAM SHEETS, FLUID INSERT STRAW & INSTRUCTION LEAFLET

| CODE | SIZE | PACK |
|--------|---------------|------|
| 395299 | Kit #3 | 1 |



TOOLS, PIPE CLIPS & VENTILATION

COPPER & BRASS PIPE CLIPS

COPPER SADDLE CLIPS



| CODE | SIZE | PACK |
|--------|------|------|
| 390710 | 15MM | 100 |
| 390715 | 22MM | 100 |
| 390720 | 28MM | 100 |
| 390725 | 35MM | 10 |
| 390730 | 42MM | 10 |
| 390735 | 54MM | 10 |

COPPER SADDLE CLIPS - CHROME



| CODE | SIZE | PACK |
|--------|------|------|
| 390750 | 15MM | 100 |

PRESSED BRASS SCREW-ON CLIPS (SCHOOL BOARD)



| CODE | SIZE | PACK |
|--------|------|------|
| 390810 | 15MM | 50 |
| 390815 | 22MM | 50 |
| 390820 | 28MM | 10 |
| 390825 | 35MM | 10 |
| 390830 | 42MM | 5 |
| 390835 | 54MM | 5 |

PRESSED BRASS SCREW-ON CLIPS (SCHOOL BOARD) - CHROME



| CODE | SIZE | PACK |
|--------|------|------|
| 390850 | 15MM | 50 |
| 390855 | 22MM | 50 |
| 390860 | 28MM | 10 |
| 390865 | 35MM | 10 |

DIE-CAST BRASS SCREW-ON CLIPS



| CODE | SIZE | PACK |
|--------|------|------|
| 391155 | 15MM | 50 |
| 391160 | 22MM | 50 |
| 391165 | 28MM | 10 |

DIE-CAST BRASS SCREW-ON CLIPS - CHROME



| CODE | SIZE | PACK |
|--------|------|------|
| 391185 | 15MM | 50 |
| 391190 | 22MM | 50 |
| 391195 | 28MM | 10 |

HOSPITAL BRACKET - BRASS



| CODE | SIZE | PACK |
|--------|------|------|
| 390910 | 15MM | 25 |
| 390915 | 22MM | 10 |
| 390920 | 28MM | 10 |

HOSPITAL BRACKET - CHROME



| CODE | SIZE | PACK |
|--------|------|------|
| 390950 | 15MM | 25 |
| 390955 | 22MM | 10 |
| 390960 | 28MM | 10 |

DIE-CAST BRASS BACKPLATES M10



| CODE | SIZE | PACK |
|--------|---------|------|
| 391080 | 10MM FI | 100 |
| 391085 | 10MM MI | 100 |

DIE-CAST BRASS BACKPLATES M10 - CHROME



| CODE | SIZE | PACK |
|--------|---------|------|
| 391081 | 10MM FI | 100 |
| 391086 | 10MM MI | 100 |

DIE-CAST BRASS SINGLE RING CLIPS (MUNSEN)



| CODE | SIZE | PACK |
|--------|------|------|
| 391010 | 15MM | 50 |
| 391015 | 22MM | 50 |
| 391020 | 28MM | 10 |
| 391025 | 35MM | 10 |
| 391030 | 42MM | 5 |
| 391035 | 54MM | 5 |
| 391037 | 67MM | 5 |

DIE-CAST BRASS SINGLE RING CLIPS (MUNSEN) - CHROME



| CODE | SIZE | PACK |
|--------|------|------|
| 391011 | 15MM | 50 |
| 391016 | 22MM | 50 |
| 391021 | 28MM | 10 |
| 391027 | 35MM | 10 |
| 391031 | 42MM | 5 |
| 391036 | 54MM | 5 |

DIE-CAST BRASS SINGLE RING CLIPS (MUNSEN) C/W BACKPLATE



| CODE | SIZE | PACK |
|--------|------|------|
| 391105 | 15MM | 25 |
| 391107 | 22MM | 25 |
| 391109 | 28MM | 10 |
| 391111 | 35MM | 5 |
| 391113 | 42MM | 5 |

DIE-CAST BRASS SINGLE RING CLIPS (MUNSEN) C/W BACKPLATE - CHROME



| CODE | SIZE | PACK |
|--------|------|------|
| 391120 | 15MM | 25 |
| 391122 | 22MM | 25 |
| 391124 | 28MM | 10 |
| 391126 | 35MM | 5 |

RUBBER LINED CLIPS & ACCESSORIES

RUBBER LINED CLIPS



| CODE | SIZE | PACK |
|--------|-------------|------|
| 391205 | 14MM - 19MM | 25 |
| 391210 | 20MM - 25MM | 25 |
| 391215 | 26MM - 31MM | 25 |
| 391220 | 32MM - 36MM | 10 |
| 391225 | 38MM - 43MM | 10 |
| 391230 | 53MM - 58MM | 10 |

NIPLING ROD



| CODE | SIZE | PACK |
|--------|-----------|------|
| 391095 | 10MM - 1M | 1 |

BACKPLATES M10 (PRESSED STEEL)



| CODE | SIZE | PACK |
|--------|--------|------|
| 399520 | FEMALE | 10 |
| 399525 | MALE | 10 |

LOCKING NUT



| CODE | SIZE | PACK |
|--------|------|------|
| 399510 | 10MM | 10 |

WASHER



| CODE | SIZE | PACK |
|--------|------|------|
| 399515 | 10MM | 10 |

TOOLS, PIPE CLIPS & VENTILATION

HOSE CLIPS (WORM DRIVE)

HOSE CLIPS



| CODE | SIZE | PACK |
|--------|---------------|------|
| 390650 | 8MM - 12MM | 100 |
| 390655 | 10MM - 16MM | 100 |
| 390660 | 12MM - 20MM | 100 |
| 390665 | 16MM - 25MM | 100 |
| 390670 | 20MM - 32MM | 100 |
| 390675 | 25MM - 40MM | 100 |
| 390680 | 32MM - 50MM | 100 |
| 390685 | 40MM - 60MM | 100 |
| 390690 | 60MM - 80MM | 100 |
| 390695 | 120MM - 140MM | 100 |

HOSE CLIPS TRADE PACK

COMPRISES:
 10 x 10-16MM, 10 x 12-20MM,
 10 x 16-25MM, 10 x 20-32MM,
 10 x 25-40MM, 10 x 40-60MM



| CODE | SIZE | PACK |
|--------|------------|------|
| 390699 | TRADE PACK | 1 |

MISCELLANEOUS

GALVANISED BANDING



| CODE | SIZE | PACK |
|--------|------------|------|
| 394580 | 12MM x 10M | 1 |

EMBRASS PEERLESS PLASTIC PIPE CLIPS

NAIL-ON



| CODE | SIZE | PACK |
|--------|------|------|
| 390400 | 8MM | 100 |
| 390405 | 10MM | 100 |
| 390410 | 15MM | 100 |
| 390415 | 22MM | 50 |
| 390420 | 28MM | 50 |

HINGED - SINGLE



| CODE | SIZE | PACK |
|--------|------|------|
| 390450 | 15MM | 100 |
| 390455 | 22MM | 100 |
| 390460 | 28MM | 50 |

HINGED - DOUBLE



| CODE | SIZE | PACK |
|--------|------|------|
| 390430 | 15MM | 50 |
| 390435 | 22MM | 50 |

SNAP-ON (OPEN)



| CODE | SIZE | PACK |
|--------|------|------|
| 390445 | 15MM | 100 |
| 390446 | 22MM | 100 |
| 390447 | 28MM | 100 |

UNIVERSAL SPACER



| CODE | SIZE | PACK |
|--------|------------------|------|
| 390440 | UNIVERSAL SPACER | 100 |

PIPE COLLARS (WHITE)



| CODE | SIZE | PACK |
|--------|------|------|
| 317610 | 15MM | 10 |
| 317615 | 22MM | 10 |

PIPE COLLARS (CHROME)



| CODE | SIZE | PACK |
|--------|------|------|
| 317600 | 15MM | 10 |
| 317605 | 22MM | 10 |





NEW

FIX, TURN, CLICK.....DONE!

VERSATILE, MODULAR FIXING SOLUTION



- SPEEDS UP INSTALLATION SAVING TIME, MONEY AND ENERGY.
- ACCOMMODATES UP TO 25MM OF INSULATION WITHOUT THE NEED FOR SPACERS OR MUNSSEN RINGS.
- THE 25MM SURFACE CLEARANCE CREATED BY THE ECOCLIP SYSTEM ALSO ALLOWS PIPES TO BE CRIMPED WHILST IN POSITION.
- MADE USING RECYCLED MATERIALS.
- AVAILABLE IN BOTH WHITE AND BLACK.
- **SOLD IN BOX QUANTITIES.**

ECOCLIP MODULAR FIXING SYSTEM

WHITE CAMLOCK CLIP SYSTEM

| CODE | SIZE | Box |
|--------|-----------------|-----|
| 390015 | 15MM | 100 |
| 390020 | 22MM | 100 |
| 390025 | 28MM | 50 |
| 390030 | BASE PLATE | 25 |
| 390010 | MULTI-PACK KIT* | 1 |

*MULTI-PACK KIT CONTAINS: 20 x 15MM, 15 x 22MM, 5 x 28MM AND 10 x BASE PLATES.

BLACK CAMLOCK CLIP SYSTEM

| CODE | SIZE | Box |
|--------|------------|-----|
| 390045 | 15MM | 100 |
| 390050 | 22MM | 100 |
| 390055 | 28MM | 50 |
| 390060 | BASE PLATE | 25 |



SCAN FOR INTRODUCTORY VIDEO

TOOLS, PIPE CLIPS & VENTILATION



TALON PLASTIC PIPE CLIPS

NAIL-ON



| CODE | MANUF. CODE | SIZE | Box |
|--------|-------------|------|-----|
| 390105 | NCW08 | 8MM | 100 |
| 390110 | NCW10 | 10MM | 100 |
| 390115 | NCW15 | 15MM | 100 |
| 390120 | NCW22 | 22MM | 100 |
| 390125 | NCW28 | 28MM | 100 |

HINGED - SINGLE



| CODE | MANUF. CODE | SIZE | Box |
|--------|-------------|------|-----|
| 390310 | TS15 | 15MM | 100 |
| 390312 | TS16 | 16MM | 100 |
| 390314 | TS20 | 20MM | 100 |
| 390315 | TS22 | 22MM | 100 |
| 390320 | TS28 | 28MM | 50 |

HINGED - DOUBLE



| CODE | MANUF. CODE | SIZE | Box |
|--------|-------------|------|-----|
| 390330 | TD15 | 15MM | 50 |
| 390335 | TD22 | 22MM | 50 |

SNAP-ON (OPEN)



| CODE | MANUF. CODE | SIZE | Box |
|--------|-------------|------|-----|
| 390210 | OPS15 | 15MM | 100 |
| 390215 | OPS22 | 22MM | 100 |
| 390220 | OPS28 | 28MM | 50 |

SPACERS



| CODE | MANUF. CODE | SIZE | Box |
|--------|-------------|-----------------------|-----|
| 390390 | TSP1 | UNIVERSAL SPACER | 100 |
| 390395 | TSPL | UNIVERSAL LINK SPACER | 100 |

HINGED - SINGLE (IDENTIFICATION BY COLOUR)



| CODE | MANUF. CODE | SIZE | Box |
|--------|-------------|-------------------|-----|
| 390340 | TS15GAS/20 | YELLOW (GAS) 15MM | 20 |
| 390345 | TS22GAS/20 | YELLOW (GAS) 22MM | 20 |
| 390350 | TS28GAS/20 | YELLOW (GAS) 28MM | 20 |
| 390370 | TS15RED/20 | RED 15MM | 20 |
| 390375 | TS22RED/20 | RED 22MM | 20 |
| 390380 | TS15BLU/20 | BLUE 15MM | 20 |
| 390385 | TS22BLU/20 | BLUE 22MM | 20 |

TALON TRUNKING AND PIPE COVERS

TRUNKING



SOLD IN PACKS.
ORDER AS 1 = 1 PACK OF 12

| CODE | MANUF. CODE | SIZE | Box |
|--------|-------------|--------------------|-----|
| 390500 | CVS15/3 | 15MM x 3M SINGLE | 12 |
| 390505 | CVS22/3 | 22MM x 3M SINGLE | 12 |
| 390510 | CVS28/3 | 28MM x 3M SINGLE | 12 |
| 390520 | CVD15/2.5 | 15MM x 2.5M DOUBLE | 12 |
| 390525 | CVD22/2.5 | 22MM x 2.5M DOUBLE | 12 |

'SNAPPIT' RADIATOR PIPE COVERS



SOLD IN PACKS.

| CODE | MANUF. CODE | SIZE | Box |
|--------|-------------|---------------------------------|-----|
| 317270 | ACSNW/10 | 15MM x 200MM WHITE - 10 PIECES | 1 |
| 317272 | CSNW/1 | 15MM x 1000MM WHITE - 3 PIECES | 1 |
| 317274 | ACSNC/10 | 15MM x 200MM CHROME - 10 PIECES | 1 |
| 317276 | CSNC/1 | 15MM x 1000MM CHROME - 3 PIECES | 1 |

PIPE COVER FLOOR PLATES



SOLD IN PACKS.

| CODE | MANUF. CODE | SIZE | Box |
|--------|-------------|-------------------------|-----|
| 317200 | PCC10/10 | 10MM CHROME - 10 PIECES | 1 |
| 317202 | PCC15/10 | 15MM CHROME - 10 PIECES | 1 |
| 317204 | PCC22/10 | 22MM CHROME - 10 PIECES | 1 |
| 317206 | PCC28 | 28MM CHROME | 1 |
| 317208 | PCC35 | 35MM CHROME | 1 |
| 317210 | PCC42 | 42MM CHROME | 1 |
| 317212 | PC10/10 | 10MM WHITE - 10 PIECES | 1 |
| 317214 | PC15/10 | 15MM WHITE - 10 PIECES | 1 |
| 317216 | PC22/10 | 22MM WHITE - 10 PIECES | 1 |
| 317218 | PC28/10 | 28MM WHITE - 10 PIECES | 1 |
| 317220 | PC35 | 35MM WHITE | 1 |
| 317222 | PC42 | 42MM WHITE | 1 |
| 317250 | PC110WH | 110MM WHITE | 1 |



AIRFLOW

MAKING PLASTICS WORK

ACCESS PANEL

INSTANT ACCESS PANEL

ALLOWING ACCESS BEHIND TILED OR MOSAIC WALLS FOR PIPES OR WIRING.



| CODE | MANUF. CODE | SIZE | BOX |
|--------|-------------|---------------------|-----|
| 395535 | PB83030 | 307MM x 307MM WHITE | 1 |

VENTILATION PRODUCTS

SURFACE MOUNTED VENT

SUITABLE FOR USE WITH HEATING APPLIANCES. EXTERNAL OR INTERNAL USE. KEYSURFACE FOR PAINTING. COMPLIES WITH BS5440 P2:2000. INDIVIDUAL DISPLAY BAGGED.



| CODE | MANUF. CODE | SIZE | BOX |
|--------|-------------|---------------|-----|
| 395520 | RVH93W | 9" x 3" WHITE | 1 |
| 395525 | RVH96W | 9" x 6" WHITE | 1 |
| 395530 | RVH99W | 9" x 9" WHITE | 1 |

EXTERNAL GRAVITY FLAP

WEATHER RESISTANT GRAVITY FLAP GRILLE SUITABLE FOR AIR DISCHARGE. INDIVIDUAL DISPLAY BAGGED.



| CODE | MANUF. CODE | SIZE | BOX |
|--------|-------------|-------------------|-----|
| 395550 | T4MFB | 4" BROWN | 1 |
| 395555 | T4MFW | 4" WHITE | 1 |
| 395560 | T4MFCB | 4" BROWN C/W COWL | 1 |
| 395565 | T4MFCW | 4" WHITE C/W COWL | 1 |

EXTERNAL LOUVRE TERMINAL

AS USED INTERNALLY ON CORE VENTS.



| CODE | MANUF. CODE | SIZE | BOX |
|--------|-------------|----------|-----|
| 395570 | T4MLB | 4" BROWN | 1 |
| 395575 | T4MLW | 4" WHITE | 1 |

EXTERNAL LOUVRE TERMINAL C/W COWL

AS USED INTERNALLY ON CORE VENTS.



| CODE | MANUF. CODE | SIZE | BOX |
|--------|-------------|----------|-----|
| 395580 | T4MLCB | 4" BROWN | 1 |
| 395585 | T4MLCW | 4" WHITE | 1 |

CIRCULAR REDUCER



| CODE | MANUF. CODE | SIZE | BOX |
|--------|-------------|----------------|-----|
| 395665 | DS544 | 5" TO 4" WHITE | 1 |

PLASTIC FLUSH FIT VENT

SPECIFIED BY BRITISH GAS. SUITABLE FOR INTERNAL AND EXTERNAL USE. LARGE FLANGE TO SAVE MAKING GOOD.



| CODE | MANUF. CODE | SIZE | BOX |
|--------|-------------|----------------|-----|
| 395700 | KVH16W | 11" x 8" WHITE | 1 |

FLOOR VENT

SUPPLIED WITH LONG SPIGOT AND FIXING SCREWS. SUITABLE FOR GAS APPLIANCES AND D.F.E. FIRES UP TO 27KW NET.



| CODE | MANUF. CODE | SIZE | BOX |
|--------|-------------|----------------|-----|
| 395735 | RLF70 | 10" x 4" BRASS | 1 |

BASIC DUCTING KIT (TUMBLE DRYER)

INCLUDES 4" GRAVITY FLAP C/W COWL, 4" x 350MM LONG ROUND PIPE, COVER PLATE, 4" PLASTIC FIXING TIE & 4" x 2M FLEXIBLE ROUND DUCTING.



| CODE | MANUF. CODE | SIZE | BOX |
|--------|-------------|----------|-----|
| 395620 | KIT420 | 4" WHITE | 1 |

FLEXIBLE DUCTING

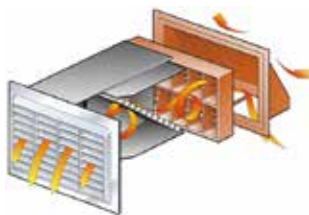
Flexible round ducting.



| CODE | MANUF. CODE | SIZE | BOX |
|--------|-------------|----------------|-----|
| 395625 | FDS4B3 | 4" x 3M WHITE | 1 |
| 395630 | FDS4B6 | 4" x 6M WHITE | 1 |
| 395635 | FDS4B45 | 4" x 45M WHITE | 1 |

CENTURION DRAUGHT BUSTER

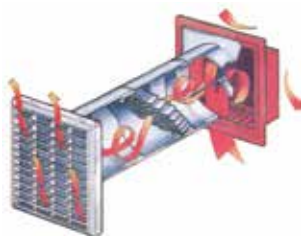
THROUGH WALL DRAUGHT REDUCING VENT. MEETS ALL BS5440 Pt 2 : 2009 REQUIREMENTS FOR DRAUGHT REDUCING VENT. PATENTED PRODUCT. HIGH DRAUGHT RESISTANCE. HIGH EQUIVALENT FREE AREA. EXTERNAL FLUSH FIT WITH OPTIONAL EXTERNAL COWL INCLUDED. TESTED TO ADVANTICA TEST PROCEDURE. NO DIRECT LIGHT PENETRATION. REDUCES NOISE PENETRATION. ABILITY TO HAVE AIRPATH INSPECTED TO CHECK FOR BLOCKAGE. UNABLE TO BECOME BLOCKED BY CAVITY FOAM INSULATION. LOUVRE GAPS TO STOP VERMIN OR BECOMING BLOCKED.



| CODE | MANUF. CODE | SIZE | Box |
|--------|----------------|----------------------|-----|
| 395650 | DB CENTURIAN B | 9" x 6" BROWN | 1 |

DRAUGHT BUSTER CORE DRILL VENT

THROUGH WALL DRAUGHT REDUCING VENT. MEETS ALL BS5440 Pt 2 : 2009 REQUIREMENTS FOR DRAUGHT REDUCING VENT. PATENTED PRODUCT. HIGH DRAUGHT RESISTANCE. HIGH EQUIVALENT FREE AREA. EXTERNAL FLUSH FIT WITH OPTIONAL EXTERNAL COWL INCLUDED. TESTED TO ADVANTICA TEST PROCEDURE. NO DIRECT LIGHT PENETRATION. REDUCES NOISE PENETRATION. ABILITY TO HAVE AIRPATH INSPECTED TO CHECK FOR BLOCKAGE. UNABLE TO BECOME BLOCKED BY CAVITY FOAM INSULATION. LOUVRE GAPS TO STOP VERMIN OR BECOMING BLOCKED.



| CODE | MANUF. CODE | SIZE | Box |
|--------|-------------|-----------------|-----|
| 395655 | DB5 B | 5" BROWN | 1 |

CIRCULAR CORE DRILL VENT

TO SUPPLY HIGH LEVELS OF COMBUSTION/COOLING AIR FOR HEATING APPLIANCES. 300-380MM LONG. DRAUGHT RESISTANT COWL. REMOVABLE INTERNAL INSPECTION/DIRECTIONAL LOUVRE.



| CODE | MANUF. CODE | SIZE | Box |
|--------|-------------|-----------------|-----|
| 395705 | GAS2H B | 5" BROWN | 1 |

RECTANGULAR CORE DRILL VENT

IDEAL FOR NEW BUILD INSTALLATIONS, OFFERING HIGH FREE AREA. INCLUDES AIRBRICK WITH INTEGRAL WATER BARRIER, TELESCOPIC LINER 280-330MM, INTERNAL LOUVRE WITH LARGE FLANGE.




| CODE | MANUF. CODE | SIZE | Box |
|--------|-------------|----------------------|-----|
| 395600 | TEL96W | 9" x 6" WHITE | 1 |



PolyPlumb® enhanced

Polypipe
Building Products

THE POLYPLUMB SYSTEM YOU KNOW AND LOVE HAS BEEN **ENHANCED**.



NEW POLYPLUMB® ENHANCED FROM POLYPIPE BUILDING PRODUCTS. NOW WITH PATENTED IN-CERT® FEEDBACK TECHNOLOGY FOR ADDED CONFIDENCE. **FEEL IT TO BELIEVE IT.**

FOR 25 YEARS, POLYPLUMB® HAS SERVED AS A TRIED AND TESTED STAPLE OF THE RESIDENTIAL PLUMBING MARKET. OUR ORIGINAL, ROBUST AND RELIABLE GREY PUSH-FIT PLUMBING SYSTEM, POLYPLUMB® CONTINUES TO BE ONE OF THE MOST POPULAR FITTINGS FOR PLUMBING PROFESSIONALS.

STRIVING TO PUSH THE BOUNDARIES OF INNOVATIVE TECHNOLOGY AND PROGRESSIVE DESIGN, THE POLYPLUMB® SYSTEM YOU KNOW AND LOVE HAS BEEN IMPROVED. NOW UPDATED WITH A FRESH NEW LOOK AND PATENTED IN-CERT® FEEDBACK TECHNOLOGY, THE NEW **POLYPLUMB® ENHANCED** FITTING CONTINUES TO DELIVER THE RELIABILITY AND CONFIDENCE YOU'VE GROWN TO EXPECT FROM POLYPIPE BUILDING PRODUCTS.

-
- NOW AVAILABLE IN BOTH GREY AND WHITE
 - PATENTED IN-CERT® FEEDBACK TECHNOLOGY FOR ADDED CONFIDENCE
 - HIGH PERFORMANCE STAINLESS-STEEL GRAB RING
 - SUITABLE FOR MOST HOT AND COLD WATER SUPPLY AND HEATING APPLICATIONS
 - 50 YEAR GUARANTEE

SEE PAGES 215 - 221 FOR DETAILS OF THE
FULL RANGE AVAILABLE

DRAINAGE PRODUCTS



CONTENTS

PAGE

DRAIN ROD SETS

106

DRAIN ROD FITTINGS

107

DRAIN TESTING

108



BAILEY
PRODUCTS



QUALITY, DURABILITY AND STRENGTH

THE MANUFACTURING QUALITY OF THE PRODUCTS IS OF THE HIGHEST STANDARD AND HAS BEEN ATTAINED THROUGH YEARS OF EXPERIENCE AND EXPERT KNOWLEDGE OF THE INDUSTRY.

QUALITY MANAGEMENT SYSTEM WAS APPROVED BY BSI AND REGISTERED TO ISO 9001:2015.

ALL BLUE RODS®

BLUE RODS®, POLYPROPYLENE – ARE GENERALLY ACKNOWLEDGED AS THE BEST QUALITY CLEANING RODS AVAILABLE WHICH ARE SPECIFIED ON A WORLD WIDE BASIS AND ARE THE PREFERRED CHOICE OF PROFESSIONALS. BLUE RODS® HAVE EARNED AN INTERNATIONAL REPUTATION FOR THEIR **RELIABILITY, STRENGTH, RIGIDITY** AND THE RIGHT AMOUNT OF **FLEXIBILITY**. THE RODS ARE MANUFACTURED FROM THE HIGHEST GRADE OF POLYPROPYLENE WHILST THE JOINTS ARE MANUFACTURED FROM SOLID BRASS. TO ENSURE STRENGTH AND DURABILITY DURING USE THE BRASS JOINTS ARE SECURELY FITTED TO THE RODS BY BRASS RIVETS.



JOINTS – ALL RODS ARE OFFERED WITH TWO TYPES OF JOINTS, EITHER **UNIVERSAL** OR **LOCKFAST**:

UNIVERSAL

RODS FITTED WITH THIS TYPE OF JOINT SHOULD ONLY BE ROTATED IN A CLOCKWISE DIRECTION.

LOCKFAST

RODS FITTED WITH THIS TYPE OF JOINT CAN BE ROTATED IN EITHER DIRECTION AND WILL REMAIN SECURE IN THE MOST DEMANDING CONDITIONS.

DRAINAGE PRODUCTS

DRAIN ROD SETS

DRAIN ROD SET - BLACK (CONTRACT)



POLYPROPYLENE 'CONTRACT' RODS MANUFACTURED FROM REGULAR GRADE MATERIAL. UNIVERSAL JOINT RODS SHOULD ONLY BE ROTATED IN A CLOCKWISE DIRECTION. INCLUDES 10 RODS.

| CODE | MANUF. CODE | SIZE | PACK |
|--------|-------------|--|------|
| 210660 | Z4863 | 3/4" x 3FT (2 TOOLS: WORM SCREW & PLUNGER) POLY BAG - UNIVERSAL JOINT. | 1 |

DRAIN ROD SETS - BLUE



MANUFACTURED TO HIGH GRADE POLYPROPYLENE THAT PROVIDES THE PROVEN COMBINATION OF STRENGTH, RIGIDITY, FLEXIBILITY AND RELIABILITY. UNIVERSAL JOINT RODS SHOULD ONLY BE ROTATED IN A CLOCKWISE DIRECTION. LOCKFAST JOINTS CAN BE ROTATED IN EITHER DIRECTION AND WILL REMAIN SECURE IN THE MOST DEMANDING CONDITIONS. INCLUDES 10 RODS.

| CODE | MANUF. CODE | SIZE | PACK |
|--------|-------------|--|------|
| 210675 | Z5431 | 3/4" x 3FT (3 TOOLS: WORM SCREW, PLUNGER & SCRAPER) BLUE CARRY BAG - UNIVERSAL JOINT | 1 |
| 210050 | Z1470 | 3/4 x 3FT (2 TOOLS: WORM SCREW & PLUNGER) POLY BAG - UNIVERSAL JOINT | 1 |
| 210725 | Z5503 | 3/4" x 3FT (3 TOOLS: WORM SCREW, PLUNGER & SCRAPER) BLUE CARRY BAG - LOCKFAST JOINT | 1 |

DRAIN RODS AND ACCESSORIES

DRAIN RODS - UNIVERSAL JOINT

UNIVERSAL JOINT RODS SHOULD ONLY BE ROTATED IN A CLOCKWISE DIRECTION.



| CODE | MANUF. CODE | SIZE | PACK |
|--------|-------------|------------------|------|
| 210060 | Z1551 | 3/4" x 3FT BLACK | 10 |
| 210075 | Z1600 | 3/4" x 3FT BLUE | 10 |

DRAIN RODS - LOCKFAST JOINT

LOCKFAST JOINTS CAN BE ROTATED IN EITHER DIRECTION AND WILL REMAIN SECURE IN THE MOST DEMANDING CONDITIONS.



| CODE | MANUF. CODE | SIZE | PACK |
|--------|-------------|------------------|------|
| 210145 | Z1693 | 3/4" x 3FT BLACK | 10 |
| 210095 | Z1604 | 3/4" x 3FT BLUE | 10 |

CLEARING WHEEL

TO ASSIST RODS AROUND OBSTRUCTIONS.



| CODE | MANUF. CODE | SIZE | Box |
|--------|-------------|-----------|-----|
| 210170 | Z1740 | UNIVERSAL | 1 |
| 210210 | Z1770 | LOCKFAST | 1 |

DROP SCRAPER

GLIDES OVER SMALL OBSTRUCTIONS AND DROPS INTO VERTICAL SCRAPING POSITION TO ALLOW OFFENDING MATERIAL TO BE DRAGGED BACK TOWARDS THE OPERATOR.



| CODE | MANUF. CODE | SIZE | Box |
|--------|-------------|--------------|-----|
| 210175 | Z1741 | 4" UNIVERSAL | 1 |
| 210180 | Z1742 | 6" UNIVERSAL | 1 |
| 210215 | Z1771 | 4" LOCKFAST | 1 |

DOUBLE WORM SCREW

PIERCES BLOCKAGES SUCH AS PAPER OR RAGS AND THE OBSTRUCTION IS DRAWN BACK TO CLEAR THE PIPE.



| CODE | MANUF. CODE | SIZE | Box |
|--------|-------------|--------------|-----|
| 210185 | Z1749 | 2" UNIVERSAL | 1 |
| 210220 | Z1779 | 2" LOCKFAST | 1 |

PLUNGERS

BUILDS UP PRESSURE OF WATER WHICH FORCES THE OBSTRUCTION CLEAR.



| CODE | MANUF. CODE | SIZE | Box |
|--------|-------------|--------------|-----|
| 210190 | Z1751 | 4" UNIVERSAL | 1 |
| 210195 | Z1752 | 6" UNIVERSAL | 1 |
| 210225 | Z1781 | 4" LOCKFAST | 1 |
| 210230 | Z1782 | 6" LOCKFAST | 1 |

PLUNGERS - BRASS CUP & SCREW

BUILDS UP PRESSURE OF WATER WHICH FORCES THE OBSTRUCTION CLEAR.



| CODE | MANUF. CODE | SIZE | Box |
|--------|-------------|--------------|-----|
| 210615 | Z3741 | 4" UNIVERSAL | 1 |
| 210165 | Z1739 | 6" UNIVERSAL | 1 |
| 210338 | Z3742 | 4" LOCKFAST | 1 |
| 210340 | Z1898 | 6" LOCKFAST | 1 |

DRAIN CLEANING BRUSHES - PLASTIC STOCK

STIFF BRISTLES FOR CLEANING INTERNAL DRAIN WALLS. REMOVES DURABLE DEPOSITS QUICKLY. FITS INSIDE DOMESTIC DRAIN PIPE.



| CODE | MANUF. CODE | SIZE | Box |
|--------|-------------|---------------|-----|
| 210755 | Z5682 | 4" UNIVERSAL | 1 |
| 210775 | Z5689 | 16" UNIVERSAL | 1 |



DRAIN TEST PLUG STEEL - BRASS WINGNUT



| CODE | MANUF. CODE | SIZE | Box |
|--------|-------------|---------------|-----|
| 210375 | Z1964 | 1/2" x 1.1/2" | 1 |
| 210365 | Z1962 | 1/2" x 2" | 1 |
| 210370 | Z1963 | 1/2" x 3" | 1 |
| 210355 | Z1960 | 1/2" x 4" | 1 |
| 210360 | Z1961 | 1/2" x 6" | 1 |

DRAIN TEST PLUG STEEL - STEEL WINGNUT



| CODE | MANUF. CODE | SIZE | Box |
|--------|-------------|----------|-----|
| 210500 | Z2420 | 1" x 9" | 1 |
| 210525 | Z2567 | 1" x 12" | 1 |

CANVAS AIR BAG

INFLATABLE RUBBER BLADDER WITH RUBBER TUBING. WITH 1/4" BRASS TAP.



| CODE | MANUF. CODE | SIZE | Box |
|--------|-------------|------|-----|
| 210380 | Z1968 | 4" | 1 |
| 210385 | Z1969 | 6" | 1 |

INFLATOR PUMP

PLASTIC PUMP TO SUIT SCHRADER VALVE. COMES WITH AN ADAPTOR TO SUIT BRASS TAPS.



| CODE | MANUF. CODE | SIZE | Box |
|--------|-------------|---------------|-----|
| 210800 | Z5852 | INFLATOR PUMP | 1 |

DRAIN TESTING DYE

200G JARS. THE DYES ARE SOLUBLE IN WATER AND ARE USED TO LOCATE THE DIRECTION OF WATER FLOW IN PIPES, DRAINS ETC.



| CODE | MANUF. CODE | SIZE | Box |
|--------|-------------|--------|-----|
| 210450 | Z1992 | BLUE | 1 |
| 210585 | Z3589 | GREEN | 1 |
| 210590 | Z3590 | RED | 1 |
| 210595 | Z3591 | YELLOW | 1 |
| 210600 | Z3592 | PURPLE | 1 |

FORCE CUPS

CREATES A HIGH PRESSURE TO CLEAR DRAIN STOPPAGES IN SINKS, BASINS AND SHOWER/ BATH WASTES.



| CODE | MANUF. CODE | SIZE | Box |
|--------|-------------|-------------|-----|
| 210405 | Z1981 | 4" (MEDIUM) | 1 |

DRAIN TEST EQUIPMENT

A SOLUTION FOR THE COMPLETION OF AIR TESTS UP TO 4" WATER GAUGE.



| CODE | MANUF. CODE | SIZE | Box |
|--------|-------------|---------------------------|-----|
| 210640 | Z4074 | DRAIN TEST KIT | 1 |
| 210415 | Z1985 | HAND BELLOWS WITH ADAPTOR | 1 |
| 210420 | Z1986 | 4" U AIR-GAUGE | 1 |

DRAINAGE PRODUCTS

PLUMBING COMPOUNDS



| CONTENTS | PAGE | | PAGE |
|------------------|-----------|------------------|-----------|
| EMBRASS PEERLESS | 110 - 111 | PTFE | 118 |
| CALMAG | 112 - 114 | VITCAS | 118 |
| FERNOX | 115 - 116 | SOLDER | 119 |
| SCALEMASTER | 116 | ARCTIC HAYES | 119 |
| LA-CO | 117 | SILICONE SEALANT | 120 - 121 |
| WISEMAN | 117 | TAPES | 121 |
| EVO-STIK | 117 | ULTRA GRIMES | 122 |
| BOSS | 117 | MISCELLANEOUS | 122 |
| FLOPLAST | 118 | | |

EMBRASS PEERLESS CHEMICALS - CONCENTRATE



EP100 INHIBITOR



INHIBITS SCALE & CORROSION IN ALL TYPES OF SYSTEMS AND HELPS TO MAINTAIN SYSTEM EFFICIENCY.

| CODE | PRODUCT | Box |
|--------|---------------|-----|
| 393910 | EP100 - 500ML | 30 |

EP200 CLEANER



CLEANS SLUDGE, FLUX AND INSTALLATION DEBRIS AND IS SUITABLE FOR USE WITH ALL COMPONENTS.

| CODE | PRODUCT | Box |
|--------|---------------|-----|
| 393915 | EP200 - 500ML | 30 |

EP300 DESCALER



DISSOLVES LIMESCALE AND CORROSION DEPOSITS.

| CODE | PRODUCT | Box |
|--------|---------------|-----|
| 393920 | EP300 - 500ML | 30 |

EP400 SLUDGE REMOVER



SHIFTS PARTICLES OF SILT, SLUDGE, SAND AND FLUX AND IS SUITABLE FOR USE WITH ALL COMPONENTS.

| CODE | PRODUCT | Box |
|--------|---------------|-----|
| 393925 | EP400 - 500ML | 30 |

EP500 LEAK SEALER



SEALS INACCESSIBLE LEAKS AND WEAPING JOINTS. DOES NOT BLOCK PUMPS, VALVES OR AIR VENTS. FORMS A SOFT SEAL THAT REDUCES PRESSURE LOSS IN A SEALED SYSTEM.

| CODE | PRODUCT | Box |
|--------|---------------|-----|
| 393930 | EP500 - 500ML | 30 |

PLUMBING COMPOUNDS

**EMBRASS PEERLESS
EDEN MAGNETIC SCALE INHIBITORS**



LIMESCALE PREVENTION FOR BOILERS, CYLINDERS, SHOWERS, WASHING MACHINES, DISHWASHERS & ALL OTHER HEATING APPLIANCES.

- ESSENTIAL FOR ENERGY SAVINGS -

- WATER CONDITIONER
- WHOLE HOUSE PROTECTION
- CHROME PLATED COPPER
- CONFORMS TO CURRENT BUILDING REGULATIONS
- PROTECTS BOILER
- MAXIMUM WORKING PRESSURE: 12 BAR
- MAXIMUM TEMPERATURE: 30°C
- MAXIMUM FLOW RATE: 1.08 LTR/SEC

**LIFETIME
GUARANTEE**



COMPRESSION 15MM

- LENGTH: 130MM
- DIAMETER: 25MM
- NOMINAL FLOW RATE: 3 BAR PRESSURE
25 LTR/MIN

COMPRESSION 22MM

- LENGTH: 143MM
- DIAMETER: 35MM
- NOMINAL FLOW RATE: 3 BAR PRESSURE
40 LTR/MIN

MAGNETIC SCALE INHIBITORS

| CODE | SIZE | PACK |
|--------|------------------|------|
| 393940 | COMPRESSION 15MM | 1 |
| 393942 | COMPRESSION 22MM | 1 |

PLUMBING COMPOUNDS

CALMAG



CHEMICAL PRODUCTS



NON-ACIDIC. WATER SOLUBLE. SAFE TO USE WITH STAINLESS STEEL HEAT EXCHANGERS. WILL NOT BREAK DOWN SEALS AND DO NOT CREATE LEAKS.

| CODE | MANUF. CODE | SIZE | Box |
|--------|------------------------------|--|-----|
| 393239 | CHEM-CP100-500 | INHIBITOR CONCENTRATE - 500ML | 24 |
| 393200 | CHEM-PROTECTOR-1L | INHIBITOR - 1L | 12 |
| 393950 | CHEM-PROTECTOR-25L | INHIBITOR - 25L | 1 |
| 393237 | CHEM-CC300-500 | CLEANSER CONCENTRATE - 500ML | 24 |
| 393205 | CHEM-CLEANSER-1L | CLEANSER - 1L | 12 |
| 393207 | CHEM-CLEANSER-5L | CLEANSER - 5L | 4 |
| 393210 | CHEM-DESCALER-1L | DESCALER - 1L | 12 |
| 393325 | CHEM-DESCALER | DESCALER (FOR USE WITH POWER-FLUSH) - 1L | 12 |
| 393215 | CHEM-SILENCER-1L | SILENCER - 1L | 12 |
| 393217 | CHEM-SEALER-1L | LEAK SEALER - 1L | 12 |
| 393238 | CHEM-CF600-500 | SLUDGE & FLUX CONCENTRATE - 500ML | 24 |
| 393330 | CHEM-BUILDCERT-CM100-INH-500 | BUILDCERT CORROSION INHIBITOR CONCENTRATE - 500ML | 24 |
| 393333 | CHEM-BUILDCERT-CM100-INH | BUILDCERT CORROSION INHIBITOR - 1L | 12 |
| 393337 | CHEM-ANTIFREEZE-5L | ANTI-FREEZE - 5L | 4 |

CALCHEM HAS A SPECIAL REAGENT FORMULA WHICH WORKS ON REACTION TO SLUDGE, LIMESCALE, FLUX AND OTHER DEBRIS THROUGH ITS COMBINATION OF CHEMICALS.

THIS FAST REACTING LIQUID IS WATER-SOLUBLE, NON-FLAMMABLE, NON-ACIDIC. THEREFORE CALCHEM CAN BE USED IN ALL TYPES OF SYSTEMS, INCLUDING COPPER AND ALUMINIUM.



| CODE | MANUF. CODE | SIZE | Box |
|--------|--------------|--------------------------------------|-----|
| 393240 | CHEM-CALCHEM | CALCHEM 3-IN1 PROTECTION - 1L | 12 |

CALSHOT - CONCENTRATED

THE CALSHOT IS A 330ML CONCERTINA BOTTLE FITTED WITH A 1/2" BSP MALE NECK ON THE BOTTLE THAT FITS DIRECTLY INTO A STANDARD RADIATOR.

ALSO INCLUDES A BLEED SCREW ADAPTOR THAT FITS DIRECTLY INTO THE RADIATOR AND A 1/2" BSP FEMALE BARREL FITTING WHICH WILL FIT DIRECTLY INTO A FILLING LOOP OR ALTERNATIVELY IT CAN BE SQUEEZED DIRECTLY INTO A HEADER TANK.



| CODE | MANUF. CODE | SIZE | Box |
|--------|------------------|------------------------------------|-----|
| 393260 | CHEM-CAL-SHOT | CORROSION INHIBITOR - 330ML | 20 |
| 393265 | CHEM-CAL-SHOT-CL | CLEANSER - 330ML | 20 |
| 393270 | CHEM-CAL-SHOT-LS | LEAK SEALER - 330ML | 20 |

CONDENSATE REMOVAL

CALDENSATE IS DESIGNED TO TREAT THE ACIDIC WASTE PRODUCED BY ALL CONDENSING BOILERS. THE TOUGH, NON-CORROSIVE, IN-LINE UNIT IS QUICK AND EASY TO FIT.

CAN BE FITTED WITH ALL MAKES OF CONDENSING BOILER.



| CODE | MANUF. CODE | SIZE | Box |
|--------|-----------------|--|-----|
| 393335 | AN-CALDENSATE | ACIDIC NEUTRALISER | 12 |
| 393340 | AN-CALDENSATE-R | REPLACEMENT CARTRIDGE (12 MONTHS) | 12 |

SCALE INHIBITORS - MAGNETIC



SUITABLE FOR INSTALLATION ON COLD WATER LINES FOR PREVENTING THE FORMATION OF LIMESCALE. NO EARTH BONDING IS REQUIRED. MAXIMUM WORKING PRESSURE: 12 BAR, MAXIMUM TEMPERATURE: 80°C. MAXIMUM FLOW RATE: 1.08 L/SEC.

| CODE | MANUF. CODE | SIZE | Box |
|--------|-------------|------------------|-----|
| 393420 | SICALMAG-15 | COMPRESSION 15MM | 20 |
| 393421 | SICALMAG-22 | COMPRESSION 22MM | 16 |

SCALE INHIBITORS - ELECTROLYTIC



INSTALLING THE **CALLYTIC** ELECTROLYTIC SCALE INHIBITOR ON COLD WATER LINES PROTECTS PIPEWORK, BOILERS AND HOT WATER USING APPLIANCES AGAINST THE DAMAGING EFFECTS OF HARD SCALE. NO EARTH BONDING IS REQUIRED. MAXIMUM WORKING PRESSURE: 12 BAR, MAXIMUM TEMPERATURE: 80°C. MAXIMUM FLOW RATE: 1.08 L/SEC.

| CODE | MANUF. CODE | SIZE | Box |
|--------|---------------|------------------|-----|
| 393424 | SICALLYTIC-15 | COMPRESSION 15MM | 20 |
| 393425 | SICALLYTIC-22 | COMPRESSION 22MM | 16 |



THE **ELECTROMAG WATER CONDITIONER** IS AN INDUSTRIAL PRODUCT ADAPTED FOR DOMESTIC PURPOSES. CHROME PLATES STAINLESS STEEL HOUSING, DOES NOT WEAR OUT, COST EFFECTIVE TO RUN. A 10-YEAR GUARANTEE, WRAS APPROVED. NO MINIMUM FLOW RATE REQUIRED. PRESSURE TESTED TO 10 BAR, MAXIMUM TEMPERATURE: 80°C. MAXIMUM FLOW RATE: 1.16 L/SEC.

| CODE | MANUF. CODE | SIZE | Box |
|--------|--------------|-------------------------|-----|
| 393427 | SIELECTROMAG | COMPRESSION 15MM & 22MM | 8 |

SCALE INHIBITORS - MAGNETIC & ELECTROLYTIC



CALCOMBI GIVES MAXIMUM PROTECTION AGAINST THE DAMAGING EFFECTS OF HARD SCALE.

THE UNIT COMES COMPLETE WITH 2 x 22MM PUSH FIT FITTINGS AND 2 x 15MM STEM ADAPTORS, MAKING IT SUITABLE FOR BOTH 15MM AND 22MM PIPEWORK.

AVAILABLE AS A 160MM UNIT OR AS A SPACE SAVING 105MM UNIT. NO EARTH BONDING NEEDED.

| CODE | MANUF. CODE | SIZE | Box |
|--------|-----------------|-----------------------------|-----|
| 393400 | SICALCOMBI | PUSHFIT 15MM & 22MM | 16 |
| 393405 | SICALCOMBI-MINI | PUSHFIT COMPACT 15MM & 22MM | 16 |
| 393407 | SIGLOW-15 | COMPRESSION 15MM | 20 |
| 393415 | SICALGLOW | COMPRESSION 22MM | 16 |

CALSOFT WATER SOFTENERS - DOMESTIC

ALL CALSOFT WATER SOFTENERS ARE BUILT AND WET-TESTED TO EXACTING DESIGN STANDARDS AND OUR ADVANCED WATER SOFTENING SYSTEM REDUCES THE AMOUNT OF SALT AND WATER USED DURING EACH REGENERATION CYCLE.

A WATER SOFTENER FROM THE CALSOFT RANGE GUARANTEES:

- EASE OF USE
- LONG-LASTING, RELIABLE PERFORMANCE
- MAXIMUM ENERGY EFFICIENCY

BENEFITS:

- FULLY AUTOMATED AND METERED
- REGENERATES WHEN REQUIRED
- LOW SALT AND WATER CONSUMPTION
- HIGH FLOW RATES
- SMART TECHNOLOGY AND DATA STORAGE
- FOR ALL TYPES OF PLUMBING SYSTEMS
- 5 YEAR PARTS AND 12 MONTH LABOUR GUARANTEE
- PREFERRED SALT USED IS TABLET BUT GRANULAR AND BLOCK SALT CAN ALSO BE USED



| CODE | MANUF. CODE | SIZE | Box |
|--------|---------------------|--|-----|
| 393810 | WS-CALSOFT-MINI | CALSOFT MINI (12.5 LITRE VESSEL, 1 - 8 PEOPLE) | 1 |
| 393800 | WS-CALSOFT-MINI-HFK | CALSOFT MINI WITH HIGH FLOW KIT (12.5 LITRE VESSEL, 1 - 8 PEOPLE) | 1 |
| 393805 | WS-CALSOFT-MINI-STD | CALSOFT MINI WITH STANDARD KIT (12.5 LITRE VESSEL, 1 - 8 PEOPLE) | 1 |
| 393811 | WS-CALSOFT-MIDI | CALSOFT MIDI (18 LITRE VESSEL, 1 - 11 PEOPLE) | 1 |
| 393802 | WS-CALSOFT-MIDI-HFK | CALSOFT MIDI WITH HIGH FLOW KIT (18 LITRE VESSEL, 1 - 11 PEOPLE) | 1 |
| 393812 | WS-CALSOFT-MAXI | CALSOFT MAXI (25 LITRE VESSEL, UP TO 15 PEOPLE) | 1 |
| 393803 | WS-CALSOFT-MAXI-HFK | CALSOFT MAXI WITH HIGH FLOW KIT (25 LITRE VESSEL, UP TO 15 PEOPLE) | 1 |
| 393813 | WS-CALSOFT-COMPACT | CALSOFT COMPACT (1 - 2 PEOPLE) | 1 |

CALSOFT WATER SOFTENERS - COMMERCIAL

CALSOFT SIMPLEX (NON-ELECTRIC UNIT)

A SINGLE COLUMN WATER SOFTENER BEST SUITED TO STEADY DEMAND APPLICATIONS UP TO MODERATE CAPACITIES. REGENERATION IS PROGRAMMED TO OCCUR DURING LOW WATER USAGE PERIODS. DURING THE REGENERATION CYCLE, SIMPLEX SYSTEMS WILL NORMALLY BYPASS HARD WATER TO SERVICE AND MAINTAIN SUPPLY.



| CODE | MANUF. CODE | SIZE | Box |
|--------|----------------|------------------------|-----|
| 393814 | WS-CALSOFT-NES | CALSOFT SIMPLEX | 1 |

CALSOFT DUPLEX (NON-ELECTRIC UNIT)

CONSISTS OF TWO RESIN VESSELS WHERE ONE IS IN SERVICE AND THE SECOND IS ON STANDBY. THE FLOW OF WATER TO SERVICE IS METERED AND WHEN THE FIRST VESSEL REACHES EXHAUSTION THE CONTROL VALVE AUTOMATICALLY SWITCHES THE SERVICE FLOW TO THE SECOND VESSEL AND THEN REGENERATES THE EXHAUSTED FIRST VESSEL. THIS ENABLES THE DUPLEX TO GIVE 24 HOURS CONTINUOUS SUPPLY OF SOFTENED WATER.



| CODE | MANUF. CODE | SIZE | Box |
|--------|----------------|-----------------------|-----|
| 393815 | WS-CALSOFT-NED | CALSOFT DUPLEX | 1 |

CALTAC - THE SUPERIOR WATER SOFTENER ALTERNATIVE

TEMPLATE ASSISTED CRYSTALLISATION (TAC) HAS PRODUCED AN EFFECTIVE **CHEMICAL-FREE SCALE PREVENTION METHOD** WHICH CONVERTS HARDNESS MINERALS INTO HARMLESS, INACTIVE MICROSCOPIC CRYSTALS. TESTED BY AN INDEPENDENT LABORATORY, CALTAC ACHIEVED A **99.6% EFFECTIVENESS RATING** - THE ONLY TECHNOLOGY TO DO SO AND FAR MORE EFFECTIVE THAN ANY OTHER WATER SOFTENER ALTERNATIVE.

BENEFITS:

- PROTECTION FROM SCALE THROUGHOUT THE HOME
- NO SALT, CHEMICALS OR ELECTRICITY REQUIRED
- LONG LASTING MEDIA
- PRESERVES BENEFICIAL MINERAL CONTENT
- NO SLIMY SOFT WATER FEEL
- TREATED WATER REMAINS POTABLE



| CODE | MANUF. CODE | SIZE | Box |
|--------|--------------|---|-----|
| 393860 | WS-CALTAC-32 | CALTAC 32 - 32 LITRES PER MIN (SIZE: 8" x 20") | 1 |
| 393862 | WS-CALTAC-40 | CALTAC 40 - 40 LITRES PER MIN (SIZE: 8" x 35") | 1 |
| 393864 | WS-CALTAC-46 | CALTAC 46 - 46 LITRES PER MIN (SIZE: 8" x 44") | 1 |
| 393866 | WS-CALTAC-62 | CALTAC 62 - 62 LITRES PER MIN (SIZE: 9" x 48") | 1 |

WATER FILTER INSTALLATION KITS

STAINLESS STEEL HOSES COME COMPLETE WITH INLET VALVE, OUTLET VALVE, CHECK VALVE, BYPASS VALVE AND WATER HARDNESS TEST KIT.



| CODE | MANUF. CODE | SIZE | Box |
|--------|----------------|---------------------------|-----|
| 393840 | WS-INSTALL-KIT | STANDARD KIT 15MM | 1 |
| 393845 | WS-HFK | HIGH FLOW KIT 22MM | 1 |

WATER FILTER KIT

CONNECTS DIRECTLY TO AN EXISTING HOUSEHOLD WATER TAP AND FEATURES A COMPACT, UNDER-SINK CARTRIDGE HOUSING, DESIGNED FOR TRAPPING SEDIMENT AND DIRT. COMPLETE WITH 10" SEDIMENT/CARBON CARTRIDGE.



| CODE | MANUF. CODE | SIZE | Box |
|--------|------------------|-------------------------|-----|
| 393620 | DWFK-CALHOUSE-SC | WATER FILTER KIT | 12 |

WATER HARDNESS TEST KIT

- 15 DROPLET TESTS IN ONE KIT
- COLOUR CHANGES TO REFLECT EXACT WATER HARDNESS LEVEL
- GIVES RECOMMENDATIONS OF REQUIRED WATER TREATMENT



| CODE | MANUF. CODE | SIZE | Box |
|--------|-------------|--------------------------------|-----|
| 393850 | WS-WHTK | WATER HARDNESS TEST KIT | 1 |

HEATING PACKS

CALMAG HEATING PACKS ARE DESIGNED TO PROTECT YOUR SYSTEM WHETHER IN HARD OR SOFT WATER AREAS.



| CODE | MANUF. CODE | SIZE | Box |
|--------|------------------|---|-----|
| 393386 | CHEM-HTG-E-PACK | HEATING PACK E - HARD WATER - BUILD CERT INHIBITOR, CLEANSER, ELECTROLYTIC SCALE INHIBITOR, CALDENSATE & PTFE TAPE | 1 |
| 393388 | CHEM-HTG-ES-PACK | HEATING PACK ES - SOFT WATER - BUILD CERT INHIBITOR, CLEANSER, CALDENSATE, FILLING LOOP & PTFE TAPE | 1 |

CALMAG HEATING PACKS ARE BUNDLES OF PRODUCTS FOR VARYING SIZE OF APPLICATION DESIGNED TO PROTECT YOUR SYSTEM FROM CORROSION AND LIMESCALE. THERE IS A CHOICE OF MAGNETIC HEATING FILTER FOR EACH PACK - HF1 & HF2, INDICATED IN THE IMAGES BELOW.



| CODE | MANUF. CODE | SIZE | Box |
|--------|------------------|---|-----|
| 393389 | CHEM-HTG-PACK-A | PACK A - HF1, BUILD CERT INHIBITOR & CLEANSER | 1 |
| 393390 | CHEM-HTG-PACK-A2 | PACK A2 - HF2, BUILD CERT INHIBITOR & CLEANSER | 1 |
| 393391 | CHEM-HTG-PACK-B | PACK B - HF1, BUILD CERT INHIBITOR, CLEANSER & FILLING LOOP | 1 |
| 393392 | CHEM-HTG-PACK-B2 | PACK B2 - HF2, BUILD CERT INHIBITOR, CLEANSER & FILLING LOOP | 1 |
| 393394 | CHEM-HTG-PACK-C | PACK C - HF1, BUILD CERT INHIBITOR, CLEANSER, FILLING LOOP & ELECTROLYTIC WATER CONDITIONER | 1 |
| 393395 | CHEM-HTG-PACK-C2 | PACK C2 - HF2, BUILD CERT INHIBITOR, CLEANSER, FILLING LOOP & ELECTROLYTIC WATER CONDITIONER | 1 |
| 393397 | CHEM-HTG-PACK-D | PACK D - HF1, BUILD CERT INHIBITOR, ELECTROLYTIC WATER CONDITIONER & CLEANSER | 1 |
| 393398 | CHEM-HTG-PACK-D2 | PACK D2 - HF2, BUILD CERT INHIBITOR, ELECTROLYTIC WATER CONDITIONER & CLEANSER | 1 |

CALERT COUNTDOWN TIMERS

ACCURATE, RELIABLE, LOW-COST COUNTDOWN TIMERS WHERE REMINDERS ARE NEEDED TO CHECK ON LEVELS OF SALT/FILTER CARTRIDGES.



| CODE | MANUF. CODE | SIZE | Box |
|--------|---------------|---|-----|
| 393870 | WS-CALERT-1 | 1 MONTH - SALT | 1 |
| 393872 | DWFK-CALERT-6 | 6 MONTH - FILTER CARTRIDGES | 1 |
| 393874 | AN_CALERT-12 | 12 MONTH - CALDENSATE CARTRIDGES | 1 |

FERNOX



POWERFLOW FLUX

SELF CLEANING SOLDERING FLUX. EASY TO APPLY. IDEAL FOR USE WITH LEADED AND UNLEADED SOLDER. WRAS APPROVED.



| CODE | MANUF. CODE | SIZE | Box |
|--------|-------------|--------------------|-----|
| 392025 | 20437 | MEDIUM 100G | 20 |
| 392030 | 20436 | LARGE 350G | 10 |

HAWK JOINTING COMPOUND - WHITE

GENERAL PURPOSE JOINTING COMPOUND



| CODE | MANUF. CODE | SIZE | Box |
|--------|-------------|-------------|-----|
| 392250 | 61025 | 200G | 45 |
| 392255 | 61024 | 400G | 24 |

HAWK JOINTING COMPOUND - WATER

JOINTING COMPOUND FOR POTABLE WATER.



| CODE | MANUF. CODE | SIZE | Box |
|--------|-------------|-------------|-----|
| 392260 | 61001 | 200G | 20 |
| 392265 | 61023 | 400G | 18 |

F1 PROTECTOR - LIQUID

PROTECTS AGAINST CORROSION AND LIMESCALE FORMATION IN DOMESTIC CENTRAL HEATING SYSTEMS.



| CODE | MANUF. CODE | SIZE | Box |
|--------|-------------|--------------|-----|
| 391799 | 62454 | 265ML | 20 |
| 391800 | 56599 | 500ML | 10 |

F1 PROTECTOR EXPRESS - AEROSOL

PROTECTS AGAINST CORROSION AND LIMESCALE FORMATION IN DOMESTIC CENTRAL HEATING SYSTEMS. QUICK AND CONVENIENT - DOSES IN 30 SECONDS. ADD VIA A RADIATOR ADAPTOR OR FILLING LOOP SUPPLIED. NON TOXIC.



| CODE | MANUF. CODE | SIZE | Box |
|--------|-------------|--------------|-----|
| 391811 | 62418 | 400ML | 10 |

F2 BOILER NOISE SILENCER - LIQUID

DESIGNED TO REDUCE BOILER NOISE AND KETTLING WHICH IS A SYMPTOM OF A SCALED SYSTEM.



| CODE | MANUF. CODE | SIZE | Box |
|--------|-------------|--------------|-----|
| 391802 | 56602 | 500ML | 10 |

F2 BOILER NOISE SILENCER EXPRESS - AEROSOL

DESIGNED TO REDUCE BOILER NOISE AND KETTLING WHICH IS A SYMPTOM OF A SCALED SYSTEM. QUICK AND CONVENIENT - DOSES IN 30 SECONDS. ADD VIA A RADIATOR ADAPTOR OR FILLING LOOP SUPPLIED. NON TOXIC.



| CODE | MANUF. CODE | SIZE | Box |
|--------|-------------|--------------|-----|
| 391813 | 62421 | 400ML | 10 |

F3 CLEANER - LIQUID

REMOVES SLUDGE, FLUX AND DEBRIS FROM NEW AND EXISTING SYSTEMS.



| CODE | MANUF. CODE | SIZE | Box |
|--------|-------------|--------------|-----|
| 391803 | 62455 | 265ML | 20 |
| 391804 | 56600 | 500ML | 10 |

F3 CLEANER EXPRESS - AEROSOL

A HEAVY DUTY, PH NEUTRAL CLEANER WHICH IS DESIGNED TO REMOVE SLUDGE, SCALE AND DEBRIS IN EXISTING AND / OR AGED SYSTEMS. QUICK AND CONVENIENT - DOSES IN 30 SECONDS. ADD VIA A RADIATOR ADAPTOR OR FILLING LOOP SUPPLIED.



| CODE | MANUF. CODE | SIZE | Box |
|--------|-------------|--------------|-----|
| 391818 | 62420 | 400ML | 10 |

F4 LEAK SEALER - LIQUID

REDUCE PRESSURE LOSS FROM SEALED SYSTEMS BY SEALING SMALL LEAKS.



| CODE | MANUF. CODE | SIZE | Box |
|--------|-------------|--------------|-----|
| 391806 | 56603 | 500ML | 10 |

F4 LEAK SEALER EXPRESS - AEROSOL

REDUCE PRESSURE LOSS FROM SEALED SYSTEMS BY SEALING SMALL LEAKS. QUICK AND CONVENIENT - DOSES IN 30 SECONDS. ADD VIA A RADIATOR ADAPTOR OR FILLING LOOP SUPPLIED. NON TOXIC.



| CODE | MANUF. CODE | SIZE | Box |
|--------|-------------|--------------|-----|
| 391815 | 64222 | 400ML | 10 |

ALPHI 11 (ANTI-FREEZE & INHIBITOR)

A COMBINED ANTI-FREEZE & INHIBITOR PROVIDING PROTECTION AGAINST INTERNAL CORROSION AND LIMESCALE FORMATION.

| CODE | MANUF. CODE | SIZE | Box |
|--------|-------------|-----------------|-----|
| 391822 | 61033 | 5 LITRES | 2 |

F8 POWERFLUSHING CLEANER

A HEAVY DUTY, PH NEUTRAL CLEANER DESIGNED TO REMOVE SLUDGE, SCALE AND DEBRIS IN EXISTING AND/OR AGED SYSTEMS.

| CODE | MANUF. CODE | SIZE | Box |
|--------|-------------|----------------|-----|
| 391825 | 62486 | 1 LITRE | 12 |

LSX LEAK SEALER

EXTERNAL LEAK SEALER AND JOINTING COMPOUND COMBINED. WRAS APPROVED.

| CODE | MANUF. CODE | SIZE | Box |
|--------|-------------|-------------|-----|
| 392270 | 61016 | 50ML | 12 |

SCALEMASTER - CONCENTRATE

SCALEMASTER®

SCALEMASTER® CENTRAL CONCENTRATED HEATING SYSTEM CHEMICALS ARE SUPPLIED IN HANDY 250ML BOTTLES WHICH CAN BE Poured INTO THE FEED AND EXPANSION TANK OF OPEN-VENTED SYSTEMS OR MIXED WITH THE FINAL FILL WATER IN PRESSURISED SYSTEMS. TREATS 10 RADIATORS (100 LITRES).

SM1 INHIBITOR

PREVENTS CORROSION, HARD WATER LIMESCALE PRECIPITATION AND IS ESSENTIAL FOR PROTECTING HOT WATER HEATING SYSTEMS AND MAINTAINING OPERATIONAL EFFICIENCY.

| CODE | MANUF. CODE | SIZE | Box |
|--------|-------------|--------------|-----|
| 392802 | 500423 | 250ML | 12 |

SM2 DESCALER

FOR ESTABLISHED CENTRAL HEATING SYSTEMS. RESTORES AND MAINTAINS HEAT EXCHANGER EFFICIENCY IN HARD WATER AREAS AND STOPS BOILER NOISE BY RE-DISSOLVING LIMESCALE PRECIPITATION ON HEAT EXCHANGER SURFACES.

| CODE | MANUF. CODE | SIZE | Box |
|--------|-------------|--------------|-----|
| 392807 | 500430 | 250ML | 12 |

SM3 CLEANER

FOR COMMISSIONING NEW CENTRAL HEATING SYSTEMS. REMOVES INSTALLATION FOULANTS, FLUX, GREASE AND DEBRIS SUSPENDED IN WATER BY FLUSHING. SHOULD BE LEFT IN SYSTEM MINIMUM 2 HOURS, MAXIMUM 2 WEEKS.

| CODE | MANUF. CODE | SIZE | Box |
|--------|-------------|--------------|-----|
| 392812 | 500447 | 250ML | 12 |

SM4 SLUDGE REMOVER

FOR THE REGENERATION OF ESTABLISHED HEATING SYSTEMS. REMOVES (BLACK) IRON OXIDE CORROSION PRODUCTS BY FLUSHING AND RESTORES CIRCULATION AND SYSTEM PERFORMANCE. SHOULD BE LEFT IN SYSTEM MINIMUM 2 HOURS, MAXIMUM 2 WEEKS.

| CODE | MANUF. CODE | SIZE | Box |
|--------|-------------|--------------|-----|
| 392817 | 500454 | 250ML | 12 |

SM5 LEAK SEALER

FOR THE INTERNAL SEALING OF INACCESSIBLE LEAKS & WEEPING JOINTS. FORMS A SOFT SEAL WITHIN 24 HOURS. WILL NOT CAUSE BLOCKAGES IN CIRCULATORY PUMPS OR AIR VENTS.

| CODE | MANUF. CODE | SIZE | Box |
|--------|-------------|--------------|-----|
| 392822 | 500461 | 250ML | 12 |

LA-Co



LA-Co FLUX

SELF CLEANING SOLDERING FLUX. NON TOXIC AND WATER SOLUBLE. IDEAL FOR USE WITH LEADED AND UNLEADED SOLDER. UK WATER FITTINGS BYE-LAWS SCHEME LISTED.



| CODE | MANUF. CODE | SIZE | Box |
|--------|-------------|------|-----|
| 392000 | LAC-22103 | 60g | 48 |
| 392005 | LAC-22105 | 125g | 48 |
| 392010 | LAC-22108 | 475g | 24 |

LA-Co SLICITITE LIQUID

SPECIALLY FORMULATED WITH PTFE FOR ADDED SEALING POWER, SLICITITE IS THE PREMIUM THREAD SEALANT PASTE AND IS USED TO SEAL WATER, AIR, STEAM, NATURAL GAS, AND MORE. IT REMOVES EASILY FROM SKIN AND CLOTHING, REDUCING POST-JOB CLEANUP TIME. SLICITITE THREAD SEALANT WORKS IN EXTREMELY HIGH-PRESSURE SYSTEMS, AND IT COMES WITH SEVERAL APPROVALS TO ENSURE INDUSTRY STANDARDS ARE MET



| CODE | MANUF. CODE | SIZE | Box |
|--------|-------------|-------|-----|
| 392290 | LAC-42008 | 120ML | 24 |

WISEMAN EVERFLUX



EVERFLUX

SOLUBLE IN HOT AND COLD WATER. A NON-STICK FORMULA ALLOWS TOTAL JOINT SLIP. IDEAL FOR USE WITH LEADED AND UNLEADED SOLDER. UK WATER FITTINGS BYE-LAWS SCHEME LISTED.



| CODE | MANUF. CODE | SIZE | Box |
|--------|-------------|-------|-----|
| 392060 | EFS80 | 80ML | 100 |
| 392065 | EFL250 | 250ML | 36 |

EVO-STIK PLUMBERS MAIT



PLUMBERS MAIT

A WATERPROOF NON-SETTING PUTTY, IDEAL FOR SEALING SPIGOT AND SOCKET JOINTS IN SANITARY FITTINGS AND FOR BEDDING IN SINKS. PLUMBERS MAIT WILL ADHERE TO METAL, PVC, VITREOUS ENAMELS AND CERAMICS. ITS PERMANENT FLEXIBILITY ALLOWS FOR JOINT MOVEMENT.



| CODE | MANUF. CODE | SIZE | Box |
|--------|-------------|-------|-----|
| 392350 | 88050373 | 750g | 12 |
| 392355 | 88050384 | 1.5KG | 12 |

BOSS



BOSS WHITE JOINTING COMPOUND

FOR USE WITH HOT AND COLD WATER (NON POTABLE DUTIES), NATURAL GAS AND LOW PRESSURE STEAM AND CONFORMS TO BS6952:PART 5: 1992. UP TO 7 BAR PRESSURE AND TEMPERATURE UP TO 200°C.



| CODE | MANUF. CODE | SIZE | Box |
|--------|-------------|------|-----|
| 392210 | 84410508 | 400g | 20 |

BOSS GASTITE JOINTING COMPOUND

ASBESTOS FREE CASTOR OIL BASED SEALANT.



| CODE | MANUF. CODE | SIZE | Box |
|--------|-------------|------|-----|
| 392230 | 84612608 | 400g | 20 |

BOSS SOLVENT CEMENT

NON PRESSURE PVC CEMENT. FAST GEL SUITABLE FOR GAP FILLING. JOINTING NON-PRESSURE AND DRAINAGE UPVC APPLICATIONS. DRIED JOINT IS RESISTANT TO TEMPERATURE OF 60°C. WATERPROOF.



| CODE | MANUF. CODE | SIZE | Box |
|--------|-------------|-------|-----|
| 392555 | 72117950 | 250ML | 36 |

TEMPLERS TELUX FLUX

TEMPLERS TELUX FLUX (TRADITIONAL)

A GENERAL PURPOSE SOLDERING FLUX FOR COPPER PIPE WORK, BRASS, MILD STEEL AND OTHER METALS. TELUX IS SOFT AND EASY TO APPLY IN A THIN FILM (CAPILLARY JOINTS ON PIPEWORK). NOT FOR USE ON ALUMINIUM OR STAINLESS STEEL.



| CODE | MANUF. CODE | SIZE | Box |
|--------|-------------|------|-----|
| 392050 | TTE1 | 50g | 24 |
| 392055 | TTE6 | 250g | 10 |

FLOPLAST

FloPlast

SOLVENT CEMENT

FOR USE WITH SOLVENT WELD WASTE PRODUCTS. CAN ACHIEVE UP TO 55 JOINTS PER TUB. SUPPLIED WITH BRUSH APPLICATOR.



| CODE | MANUF. CODE | SIZE | Box |
|--------|-------------|-------|-----|
| 842110 | SC125 | 125ML | 20 |
| 842120 | SC250 | 250ML | 12 |

SILICONE GREASE

FOR USE ON UNDERGROUND DRAINAGE, PUSH-FIT WASTE, SOIL AND VENT, AND CAST IRON SYSTEMS. SUITABLE FOR DRINKING WATER SYSTEMS. ENVIRONMENTALLY FRIENDLY. FUNCTIONS WELL AS A CORROSION-INHIBITOR AND LUBRICANT FOR PURPOSES THAT REQUIRE A THICKER LUBRICANT.



| CODE | MANUF. CODE | SIZE | Box |
|--------|-------------|-------|-----|
| 843100 | SG100 | 100ML | 48 |

LUBRICANT GEL

FOR USE WITH PLASTIC DRAINAGE SEALS TO ENABLE A FAST AND EFFICIENT CONNECTION.



| CODE | MANUF. CODE | SIZE | Box |
|--------|-------------|------|-----|
| 842112 | SG800 | 800G | 48 |

PTFE TAPE

PTFE TAPE

MANUFACTURED TO BS7786:2006 GRADE L. SUITABLE FOR POTABLE WATER & OXYGEN. WRAS APPROVED. 12MM X 0.075M X 12M.



| CODE | MANUF. CODE | SIZE | Box |
|--------|-------------|-----------|-----|
| 392383 | | PTFE TAPE | 250 |

GAS PTFE TAPE

CONFORMS TO BS EN 751-3 1997. FOR BS21 THREADS UP TO 2".



| CODE | MANUF. CODE | SIZE | Box |
|--------|-------------|---------------|-----|
| 352700 | | GAS PTFE TAPE | 250 |

FIRE CEMENT & FLUE JOINTING COMPOUND

VITCAS

FIRE CEMENT - PREMIUM

PREMIUM FIRE CEMENT IS A READY TO USE PUTTY CONSISTENCY PRODUCT WHICH WITHSTANDS THE HEAT. IT IS RESISTANT UP TO 1250°C. THE CEMENT CAN BE USED IN REPAIRING FIRE BRICKS, FIREPLACES, BOILERS, ETC.



FOR SEALING AND JOINTING INTERNAL FLUE PIPES. REPAIRING SMALL CRACKS, FIREBACKS AND DAMAGE ON FIREBRICKS. SEALS SMALL REPAIRS ON FIREPLACES, GAS COOKERS, STOVES AND RANGES, CENTRAL HEATING SYSTEMS AND BOILERS.

| CODE | MANUF. CODE | SIZE | Box |
|--------|--------------|------|-----|
| 392305 | PREMIUM-500G | 500G | 24 |
| 392310 | PREMIUM-1KG | 1KG | 12 |
| 392315 | PREMIUM-2KG | 2KG | 6 |
| 392320 | PREMIUM-6KG | 5KG | 1 |

BLACK FIRE CEMENT - PREMIUM

BLACK FIRE CEMENT IS A FINELY GROUND PUTTY-LIKE MATERIAL WHICH IS RESISTANT TO HIGH TEMPERATURES. RATES TO 1250°C. IT IS USED FOR THE REPAIR OF FIRE BRICKS, STOVES, FIREPLACES, ETC AND SEALING FLUE PIPES.



FOR SEALING AND JOINTING INTERNAL FLUE PIPES REPAIRING SMALL CRACKS AND DAMAGE ON FIREBRICKS REPAIRING FIREBACKS. SEALS SMALL REPAIRS ON FIREPLACES, GAS COOKERS, STOVES AND RANGES, CENTRAL HEATING SYSTEMS AND BOILERS.

| CODE | MANUF. CODE | SIZE | Box |
|--------|-------------|------|-----|
| 392330 | BLACK-500G | 500G | 24 |
| 392335 | BLACK-1KG | 1KG | 12 |

EVERBUILD

FLUE JOINTING COMPOUND

A FINELY DISPERSED ASBESTOS FREE MATERIAL WITH A STIFF CONSISTENCY. IT WILL NOT HARDEN COMPLETELY AND SMALL MOVEMENTS CAN BE ACCOMMODATED WITHOUT CRACKING. EVERBUILD® FLUE JOINTING COMPOUND IS NON-FLAMMABLE AND, THEREFORE, THERE IS NO RISK OF FIRE.



| CODE | MANUF. CODE | SIZE | Box |
|--------|-------------|------|-----|
| 393182 | PCFJC05 | 500G | 12 |

SOLDER

SOLDER WIRE - LEADED

LEADED ALLOY IS COMPOSED OF TIN, ANTIMONY & LEAD. THIS ALLOY HAS A MELTING TEMPERATURE RANGE OF 185°C - 263°C . THIS SOLDER IS IDEAL FOR COPPER JOINTS HOWEVER MAY NOT BE USED FOR POTABLE DRINKING WATER.

PRICE ON APPLICATION.



| CODE | MANUF. CODE | SIZE | Box |
|--------|-------------|-------------|-----|
| 392105 | | 250G | 20 |
| 392110 | | 500G | 20 |

SOLDER WIRE - UNLEADED

HIGH PURITY SOLDER ALLOY WITH A HIGH TEMPERATURE OF 227°C. COMPLIES BS EN ISO 9453:2020 – ALLOY 401. SAFE FOR USE ON ALL POTABLE WATER APPLICATIONS.

PRICE ON APPLICATION.



| CODE | MANUF. CODE | SIZE | Box |
|--------|-------------|-------------|-----|
| 392112 | | 250G | 20 |
| 392115 | | 500G | 20 |

SOLDER STICK - TINMANS

A COMMON APPLICATION OF SOLDER ALLOY No.2 IS MAKING PERMANENT BUT REVERSIBLE CONNECTIONS BETWEEN COPPER PIPES IN PLUMBING SYSTEMS.

PRICE ON APPLICATION.



| CODE | MANUF. CODE | SIZE | Box |
|--------|-------------|-------------|-----|
| 392150 | | 250G | 1 |

SOLDER STICK - PLUMBERS METAL

PLUMBERS METAL IS RICH IN ALLOY GIVING A SMOOTH, BUTTERY WIPE. WEIGHT OF A STICK IS APPROXIMATELY 500G. ALSO KNOWN AS BODYLEAD.

PRICE ON APPLICATION.



| CODE | MANUF. CODE | SIZE | Box |
|--------|-------------|-------------|-----|
| 392155 | | 500G | 1 |

STEEL WOOL

STEEL WOOL PADS - MEDIUM GRADE

EACH PAD IS APPROXIMATELY 20G.



| CODE | MANUF. CODE | SIZE | Box |
|--------|-------------|--------------------|-----|
| 392650 | MW17/MX24 | 16 PAD PACK | 24 |

STEEL WOOL PACKS - MEDIUM GRADE



| CODE | MANUF. CODE | SIZE | Box |
|--------|-------------|-------------|-----|
| 392655 | MW26/MX30 | 6oz | 30 |
| 392660 | MW25/MX25 | 16oz | 25 |

ARCTIC HAYES



THE SAFE PROFESSIONAL WAY TO EXTEND OR REPAIR PIPEWORK IN MINUTES, WITHOUT DRAINING DOWN OR TURNING OFF THE MAINS. FREEZE IN AS LITTLE AS 2 MINUTES. NON-FLAMMABLE.

ARCTIC SPRAY KIT - SMALL



| CODE | MANUF. CODE | SIZE | Box |
|--------|-------------|--|-----|
| 392910 | ZEK1 | AERO SMALL KIT (8MM-15MM PIPE) - 150ML CAN + JACKET | 1 |

ARCTIC SPRAY KIT - LARGE



| CODE | MANUF. CODE | SIZE | Box |
|--------|-------------|---|-----|
| 392900 | ZEK2 | AERO LARGE KIT (8MM-28MM PIPE) - 300ML CAN + 2 JACKETS | 1 |

ARCTIC SPRAY



| CODE | MANUF. CODE | SIZE | Box |
|--------|-------------|-----------------------------------|-----|
| 392920 | ZE1 | AERO 150ML (8MM-15MM PIPE) | 1 |
| 392925 | ZE2 | AERO 300ML (8MM-28MM PIPE) | 1 |

FREEZING JACKET



FOR USE WITH ARCTIC SPRAY. JACKET IS 200MM LONG. COMES COMPLETE WITH 2 CABLE TIES.

| CODE | MANUF. CODE | SIZE | Box |
|--------|-------------|------------------------|-----|
| 392935 | ASM01 | 8MM - 28MM PIPE | 1 |

SILICONE SPRAY



LUBRICATES RUBBER, PLASTIC AND OTHER MATERIALS. IDEAL AS A PLUMBER'S GREASE. WORKS ON O-RINGS AND PUSH FIT JOINTS.

| CODE | MANUF. CODE | SIZE | Box |
|--------|-------------|--------------|-----|
| 392950 | PH040 | 400ML | 1 |

EVERBUILD SILICONE SEALANT & ADHESIVES



FOREVER SEALANT

PERMANENTLY FLEXIBLE & WATERPROOF. TOOLS DOWN SMOOTHLY. PREMIUM QUALITY.



| CODE | MANUF. CODE | SIZE | Box |
|--------|--------------|-------------|-----|
| 393160 | FOREVERWE | 295ML WHITE | 12 |
| 393163 | FOREVERGR | 295ML GREY | 12 |
| 393164 | FOREVERIVORY | 295ML IVORY | 12 |
| 393165 | FOREVERCLEAR | 295ML CLEAR | 12 |

BATH & SANITARY SEALANT

PERMANENTLY FLEXIBLE & WATERPROOF. USED IN AREAS OF HIGH HUMIDITY. WILL NOT DISCOLOUR.



| CODE | MANUF. CODE | SIZE | Box |
|--------|-------------|-------------|-----|
| 393135 | 500WE | 295ML WHITE | 25 |
| 393140 | 500TR | 295ML CLEAR | 25 |

BATH & KITCHEN SEALANT

HIGH QUALITY ACRYLIC BASED SEALANT. WITH ADDED ANTI-FUNGAL COMPOUND. PERFECT FOR USE IN BATHROOMS & KITCHENS



| CODE | MANUF. CODE | SIZE | Box |
|--------|-------------|-------------|-----|
| 393130 | BATH | 290ML WHITE | 12 |

SILICONE SEALANT

PERMANENTLY FLEXIBLE SEAL. CONTAINS ANTI-FUNGAL COMPOUND. MOULD RESISTANT IN AREAS OF HIGH HUMIDITY



| CODE | MANUF. CODE | SIZE | Box |
|--------|-------------|-------------|-----|
| 393120 | GPSWE | 280ML WHITE | 25 |
| 393125 | GPSTR | 280ML CLEAR | 25 |

EVERFLEX PREMIUM 335 CONSTRUCTION SEALANT

A LOW MODULUS, REACTIVE CURING SILICONE SEALANT THAT CURES QUICKLY TO REDUCE DIRT PICK UP. IT REMAINS PERMANENTLY FLEXIBLE, FORMING A WEATHER TIGHT RUBBER-LIKE SEAL



| CODE | MANUF. CODE | SIZE | Box |
|--------|-------------|-------------------|-----|
| 393178 | 335TR | 295ML TRANSLUCENT | 25 |

STIXALL SEALANT & ADHESIVE

COMBINED SEALANT AND ADHESIVE. BASED ON HYBRID POLYMER TECHNOLOGY. BONDS AND SEALS IN ALL CONDITIONS, EVEN UNDERWATER.



| CODE | MANUF. CODE | SIZE | Box |
|--------|-------------|-------------|-----|
| 393170 | STIXWE | 290ML WHITE | 12 |
| 393175 | STIXCLEAR | 290ML CLEAR | 12 |

PLUMBERS GOLD SEALANT & ADHESIVE

CAN BE APPLIED TO WET SURFACES. BASED ON HYBRID POLYMER TECHNOLOGY. OUTSTANDING ADHESION.



| CODE | MANUF. CODE | SIZE | Box |
|--------|-------------|-------------|-----|
| 393145 | PLUMBGWE | 290ML WHITE | 12 |
| 393150 | PLUMBGCL | 290ML CLEAR | 12 |

PINK GRIP ADHESIVE

SOLVENT BASED ADHESIVE. NON-SLIP BONDING. NO NEED FOR 'DOUBLE STICK' - FAST GRAB



| CODE | MANUF. CODE | SIZE | Box |
|--------|-------------|-------|-----|
| 393155 | PINKGRIP | 350ML | 12 |

SILICONE SEALANT

DOW CORNING

Dow Corning 785+

FAST CURING SANITARY SILICONE. CONTAINS A FUNGICIDE TO RESIST MOULD GROWTH. TESTED AGAINST SALMONELLA, E.COLI AND MRSA. WATER-RESISTANT AND MOULD-RESISTANT. 150°C HEAT-RESISTANT



| CODE | MANUF. CODE | SIZE | Box |
|--------|-------------|--------------------|-----|
| 393180 | ZE1 | 310ML WHITE | 12 |
| 393185 | ZE2 | 310ML CLEAR | 12 |

VITCAS

HEAT RESISTANT SILICONE - BLACK

THIS HIGH QUALITY PRODUCT IS A READY TO USE, ONE PART ACID CURING SILICONE SEALANT. IT IS USED FOR BONDING, SEALING, ASSEMBLING AND ACTING AS A PROTECTIVE COATING IN MANY APPLICATIONS. THE SILICONE SEALANT FORMS A DURABLE, FLEXIBLE JOINT, UNAFFECTED BY EXPOSURE TO SUNLIGHT, SNOW AND OZONE, REMAINING RESISTANT FOR MANY YEARS. VITCAS® HEAT RESISTANT SILICONE IS SPECIFICALLY DESIGNED AND RECOMMENDED FOR HIGH TEMPERATURE APPLICATIONS UP TO 300°C.



| CODE | MANUF. CODE | SIZE | Box |
|--------|--------------------|--------------------|-----|
| 392715 | VITCAS-HR-SILICONE | 310ML BLACK | 12 |

TAPES

PRS10 CLOSURE PLATE TAPE

A POLYTHENE EXTRUDED GLOSS CLOTH TAPE COATED WITH SUREFIRE® THERMOSETTING ADHESIVE. PRS10 APPROVED. GOOD HIGH AND LOW TEMPERATURE RESISTANCE. NON-CORROSIVE ADHESIVE. WATER RESISTANT FINISH.



| CODE | MANUF. CODE | SIZE | Box |
|--------|-------------|-------------------|-----|
| 352710 | RS163-10 | 50MM x 10M | 48 |
| 352715 | RS163-25 | 50MM x 25M | 24 |

ALUMINIUM BACK TAPE

30 MICRON CLASS 'O' FOIL TAPE IS RECOGNISED AS THE INDUSTRY STANDARD FOR THE HVAC MARKET. THE TAPE HAS A SOLVENT ACRYLIC ADHESIVE, RESISTANT TO HIGH AND LOW TEMPERATURES.



| CODE | MANUF. CODE | SIZE | Box |
|--------|-------------|-------------------|-----|
| 352770 | RS500 | 45MM x 48M | 24 |

GAS MARKING TAPE

A BRITISH STANDARD PIPE IDENTIFICATION TAPE AS SPECIFIED UNDER ALL CURRENT BUILDING REGULATIONS. AN ADHESIVE VINYL TAPE OVERLAMINATED FOR DURABILITY AND USED TO IDENTIFY GAS PIPEWORK.



| CODE | MANUF. CODE | SIZE | Box |
|--------|-------------|-------------------------|-----|
| 352725 | RSX30 | GAS - 38MM x 66M | 96 |
| 352730 | RSX30LPG | LPG - 50MM x 33M | 72 |

YELLOW TAPE

A HIGH QUALITY FLAME RETARDENT PVC ELECTRICAL TAPE. HIGH RESISTANCE TO CORROSION, U.V. MOISTURE AND CHEMICALS.



| CODE | MANUF. CODE | SIZE | Box |
|--------|-------------|-------------------|-----|
| 352720 | RS733 | 50MM x 33M | 36 |

ANTI-CORROSION TAPE - DENSO

VERSATILE, COLD APPLIED PETROLATUM BASES CORROSION CONTROL, WATERPROOFING AND SEALING TAPES. SUPPLIED IN EASY USE ROLLS, IS MANUFACTURED FROM A POLYESTER FABRIC CARRIER COATED AND FULLY IMPREGNATED WITH A HOMOGENEOUS BLEND OF PETROLATUM AND INERT MINERAL FILLERS. THE TAPES ARE RESISTANT TO MINERAL ACIDS, ALKALIS, AND SALTS AND BACTERIAL ATTACK AND REMAIN FLEXIBLE AND HIGHLY IMPERMEABLE TO WATER VAPOUR.



| CODE | MANUF. CODE | SIZE | Box |
|--------|-------------|-----------------|-----|
| 352750 | RSX15-2 | 2" x 10M | 36 |
| 352755 | RXS15-3 | 3" x 10M | 24 |
| 352760 | RSX15-4 | 4" x 10M | 18 |

ULTRA GRIME Pro CLOTHWIPES



BIGGER. WETTER. STRONGER.

HUGE XXL+ WIPES 38CM X 25CM.
 STAYS WET & USABLE WHEN OUT OF THE PACK FOR OVER AN HOUR.
 DON'T DRY OUT WHEN LID IS LEFT OPEN FOR WEEKS.
 SUPER-SOFT AND STRONG.
 COLLECTS AND HOLDS THE DIRT LIKE MICROFIBRE FABRIC.
 FLEXIBLE, RECYCLABLE PACKAGING FOR LESS WASTE.
 DISPENSES ONE WIPE AT A TIME.
 SAFE TO USE ON ALL SURFACES.
 ALCOHOL-FREE WITH VITAMIN E AND ALOE EXTRACT.
 LARGE ABSORBENCY CAPACITY.
 MANUFACTURED IN THE UK.
SOLD IN PACKS OF 6, PRICED INDIVIDUALLY (1 = 6 PACKS).

MULTI-USE WIPES

DERMATOLOGICALLY TESTED - SAFE ON SKIN.
 REMOVES GREASE, PAINT, SILICONE, FOAM AND ADHESIVES.



| CODE | MANUF. CODE | SIZE | Box |
|--------|-------------|---------------------------------------|-----|
| 393500 | 5900 | MULTI-USE (100 WIPES PER PACK) | 6 |

ANTI-BAC WIPES

PROVEN 99.999% BACTERIA KILL RATE, EFFECTIVE WITHIN 60 SECONDS.
 SANITISING EFFICACY EN14476 & EN16615.



| CODE | MANUF. CODE | SIZE | Box |
|--------|-------------|--------------------------------------|-----|
| 393505 | 5930 | ANTI-BAC (100 WIPES PER PACK) | 6 |

POWER SCRUB WIPES

ROUGH TEXTURED ON ONE SIDE FOR A POWERFUL SCRUB.
 SMOOTH ON THE OTHER TO ABSORB AND PROTECT.



| CODE | MANUF. CODE | SIZE | Box |
|--------|-------------|--|-----|
| 393510 | 5920 | POWER SCRUB (80 WIPES PER PACK) | 6 |

MISCELLANEOUS

BLUE MONSTER ABRASIVE STRIPS

PREMIUM BLENDED 165 GRIT WHITE ALUMINUM OXIDE CUTS AND SCORES SURFACES FASTER FOR MORE EFFECTIVE CLEANING AND DEBURRING. WATERPROOF.
 2" WIDTH – 33% WIDER THAN TRADITIONAL PLUMBERS' ROLLS.



| CODE | MANUF. CODE | SIZE | Box |
|--------|-------------|---------------------|-----|
| 394584 | 70151 | SINGLES X 10 | 50 |

HELDITE OIL SEALANT

HIGH PERFORMANCE SEALANT. WATERPROOF.
 ANTI-CORROSIVE AND INERT.
 NON-ABRASIVE. SUPPLIED WITH BRUSH APPLICATOR.



| CODE | MANUF. CODE | SIZE | Box |
|--------|-------------|--------------|-----|
| 392280 | HDJC125 | 125ML | 60 |
| 392285 | HDJC250 | 250ML | 30 |

BLACK SWAN SOLVENT CEMENT

A REGULAR BODIED, FAST SET, HIGH STRENGTH PVC SOLVENT CEMENT USED TO JOIN PVC PIPE AND FITTINGS.



| CODE | MANUF. CODE | SIZE | Box |
|--------|-------------|--------------|-----|
| 392562 | PWBS236GS | 236ML | 60 |

HEMP

MADE FROM THE NATURAL FIBRE FROM THE HESSIAN PLANT. USED ON THREADED PIPES TO HELP PREVENT LEAKS WHEN USED WITH A PASTE SEALANT.



| CODE | MANUF. CODE | SIZE | Box |
|--------|-------------|-------------------------------------|-----|
| 393005 | | HANK OF HEMP | 1 |
| 393010 | | 80G HEMP REEL WITH DISPENSER | 1 |

LOCTITE 55

LOCTITE 55 IS DESIGNED FOR THE LOCKING AND SEALING OF METAL AND PLASTIC PIPES AND FITTINGS. IT NEEDS NO CURE TIME AND RESULTS IN AN IMMEDIATE, FULL PRESSURE SEAL.



| CODE | MANUF. CODE | SIZE | Box |
|--------|-------------|-------------|-----|
| 392395 | SEL37372 | 50M | 1 |
| 392390 | SEL31899 | 160M | 1 |

SILICONE GREASE

USED TO LUBRICATE RUBBER, PLASTIC AND OTHER MATERIALS. SUITABLE FOR USE ON TAPS, VALVES AND OTHER WATER FITTINGS.



| CODE | MANUF. CODE | SIZE | Box |
|--------|-------------|------------|-----|
| 392550 | HDJC125 | 60G | 60 |

EVERBUILD WONDER WIPES

SPECIALLY FORMULATED TO CLEAN HANDS, TOOLS AND SURFACES FROM WET AND SEMI-CURED PAINT, SEALANT, ADHESIVE, BITUMEN, EXPANDING FOAM, OIL, GREASE AND EVEN SILICONE.



| CODE | MANUF. CODE | SIZE | Box |
|--------|-------------|-------------------|-----|
| 393190 | WIPE80 | TUB OF 100 | 1 |

eden

MAGNETIC FILTERS

- COMPLETE FITTING KIT INCLUDED
- CAN BE INSTALLED HORIZONTALLY, VERTICALLY OR AT 45°
- EASY ACCESS FOR MAINTENANCE
- SEALS ARE HEAT RESISTANT TO 120°C
- PREMIUM QUALITY BRASS FULL BORE VALVES

MAGNETIC FILTER 22MM X 1"

- HIGH STRENGTH MAGNETIC SYSTEM (12,000 GAUSS)
- FLOW RATES UP TO 15 LITRES PER MIN

MINI MAGNETIC FILTER 22MM X 3/4"

- HIGH STRENGTH MAGNETIC SYSTEM (9,000 GAUSS)
- FLOW RATES UP TO 10 LITRES PER MIN

3 YEAR
GUARANTEE



SEE PAGE 68 FOR
MORE INFORMATION

Air Admittance Valves

- Saves the need to penetrate the outer roof shell, giving more aesthetic roof lines.
- Prevents the loss of water from trap seals and consequent release of foul air into the building
- External AAV's are Kitemarked

www.floplast.co.uk

Half Round Rainwater & Round Downpipe System



- Original Half Round profile
- Online Guarantee
- 6 finishes available
- Good flow capacity
- Pre-lubricated seals
- 68mm round downpipe
- Kitemarked

110mm/160mm Underground Drainage



- Available in 110mm & 160mm
- Strong & lightweight
- Suitable for high temperatures and waste discharge

Ring Seal & Solvent Soil Systems



- Extensive range of sizes and colours
- Provides an efficient means of waste water drainage and foul discharge
- Highly durable

Channel Drainage



- Quality domestic surface Channel Drainage
- Anti-slip heel guard grating
- 5 tonne spread load
1.5 tonne point load
- Concave grid for maximum flow

ABS Solvent & Overflow Waste Systems



- ABS Solvent Weld is Kitemarked
- ABS Solvent is available in White, Black and Grey.
- 21.5mm Solvent Weld Overflow System in PVC-U is available in Black and White

MDPE Systems



- Simple & quick to install
- Excellent pressure resistance
- Compression fittings are WRAS Approved

FloFit+ Hot and Cold Systems



- Flexible and fully demountable push-fit plumbing system
- WRAS Approved and kitemarked
- Lightweight design
- 50 year guarantee



See pages 157 - 181 for the full range of FloPlast products available.



FloPlast
building the future

ELECTRICAL FITTINGS AND CABLE



| CONTENTS | PAGE |
|-------------------------------|-------------|
| SOCKETS & SWITCHES | 126 |
| ELECTRICAL FITTINGS | 126 |
| LIGHT FITTINGS | 126 |
| ACCESSORIES | 126 |
| CABLE & CLIPS | 126 |

SOCKETS & SWITCHES

SOCKETS



| CODE | SIZE | PACK |
|--------|------------------------------|------|
| 385020 | 13A - SINGLE SWITCHED | 10 |
| 385025 | 13A - DOUBLE SWITCHED | 5 |

SWITCHES



| CODE | SIZE | BAG |
|--------|---|-----|
| 385030 | 10A LIGHT SWITCH SINGLE - ONE WAY | 10 |
| 385050 | 10A CEILING PULL SWITCH - ONE WAY | 10 |
| 385060 | 45A DOUBLE POLE CEILING PULL SWITCH/NEON | 5 |

FUSED SPUR



| CODE | SIZE | PACK |
|--------|--------------------------|------|
| 385100 | 13A SWITCHED/NEON | 10 |
| 385105 | 13A SWITCHED | 10 |

ELECTRICAL FITTINGS

PLASTIC PATRESS BOX



| CODE | SIZE | PACK |
|--------|--------------------|------|
| 385155 | SINGLE 25MM | 10 |
| 385160 | DOUBLE 25MM | 10 |
| 385165 | SINGLE 45MM | 10 |

GALVANISED METAL BOX



| CODE | SIZE | PACK |
|--------|--------------------|------|
| 385180 | SINGLE 25MM | 10 |
| 385185 | DOUBLE 25MM | 5 |
| 385195 | DOUBLE 35MM | 5 |

DRY LINING BOX



| CODE | SIZE | PACK |
|--------|--------------------|------|
| 385215 | SINGLE 32MM | 10 |
| 385220 | DOUBLE 35MM | 10 |

BLANKING PLATE



| CODE | SIZE | PACK |
|--------|---------------|------|
| 385225 | SINGLE | 20 |
| 385230 | DOUBLE | 20 |

JUNCTION BOX



| CODE | SIZE | PACK |
|--------|--------------------------|------|
| 385260 | 5A 3 TERMINAL | 20 |
| 385265 | 20A 4 TERMINAL | 20 |
| 385275 | 30A 3 TERMINAL HD | 10 |

CONNECTOR STRIPS



| CODE | SIZE | PACK |
|--------|------------|------|
| 385350 | 5A | 10 |
| 385355 | 15A | 10 |
| 385360 | 30A | 10 |

LIGHT FITTINGS

PENDANT LIGHT SET



| CODE | SIZE | PACK |
|--------|---------------------|------|
| 385235 | 6" PRE-WIRED | 10 |

ACCESSORIES

PVC INSULATION TAPE - 19MM X 33M



| CODE | SIZE | PACK |
|--------|-----------------------------|------|
| 385300 | BLACK | 10 |
| 385305 | BLUE | 5 |
| 385310 | YELLOW/GREEN (EARTH) | 10 |
| 385320 | RED | 10 |
| 385325 | WHITE | 10 |
| 385330 | YELLOW | 10 |

FUSES

10 FUSES PER PACK.



| CODE | SIZE | PACK |
|--------|-----------------|------|
| 385290 | 3A FUSES | 10 |

PLUG



| CODE | SIZE | PACK |
|--------|------------------------|------|
| 385295 | 13A WHITE/FUSED | 20 |

ADJUSTABLE EARTH CLAMP EC 14



| CODE | SIZE | PACK |
|--------|--------------------|------|
| 385415 | 12MM - 32MM | 10 |

CABLE AND CLIPS

TWIN AND EARTH GREY 6242Y



DOMESTIC WIRING CABLE. CAN BE INSTALLED IN FIXED INSTALLATIONS IN DRY OR DAMP PREMISES CLIPPED TO SURFACE, ON TRAYS OR IN FREE AIR WHERE MECHANICAL DAMAGE WOULD NOT BE AN ISSUE. SUITABLE FOR LAYING IN CONDUIT OR TRUNKING WHERE MECHANICAL PROTECTION IS REQUIRED. CERTIFICATION: BASEC APPROVED, ISO 9001. STANDARD: BS 6004

| CODE | SIZE | PACK |
|--------|--------------------|------|
| 385450 | 1.5MM x 50M | 1 |
| 385455 | 2.5MM x 50M | 1 |

HEAT RESISTANT 3-CORE 3093Y



FOR USE IN HIGH TEMPERATURE ZONES, FOR INTERNAL WIRING OR SUPPLY CORDS TO ELECTRICAL APPARATUS. NOT SUITABLE FOR OUTDOOR USE. CERTIFICATION: HAR. STANDARDS: BS 6500, BS 7919:2001, HD 21.12 S1

| CODE | SIZE | PACK |
|--------|---------------------|------|
| 385460 | 0.75MM x 50M | 1 |
| 385470 | 1.5MM x 50M | 1 |

HEAT RESISTANT 5-CORE 3095Y



FOR USE IN HIGH TEMPERATURE ZONES, FOR INTERNAL WIRING OR SUPPLY CORDS TO ELECTRICAL APPARATUS. NOT SUITABLE FOR OUTDOOR USE. CERTIFICATION: BASEC APPROVED, HAR. STANDARDS: BS 6500, BS 7919:2001, HD 21.12 S1

| CODE | SIZE | PACK |
|--------|---------------------|------|
| 385465 | 0.75MM x 50M | 1 |

CABLE CLIPS - FLAT

100 CLIPS PER PACK.



| CODE | SIZE | PACK |
|--------|--------------|------|
| 385380 | 1MM | 100 |
| 385385 | 1.5MM | 100 |
| 385390 | 6MM | 100 |
| 385395 | 10MM | 100 |

EA5YPLUG 3 - 5 WAY CONNECTOR



BUILT-IN CABLE STRAIN RELIEF. ONE PIECE SECURING FACEPLATE. STRONG HOLDING CLIPS. MANUFACTURED FROM FIRE RESISTANT MATERIALS. RATED 20A (250V). CE AND UKCA APPROVED. FULLY RECYCLABLE PACKAGING.

SEE PAGE 67 FOR MORE DETAILS

WATER STORAGE



| CONTENTS | PAGE | PAGE |
|-----------------------------------|-----------------|--|
| EP FLUSH AND FILL VALVES | 128 | EP TOILET SEATS 134 |
| FLUIDMASTER | 129 | TOILET FITTINGS/ACCESSORIES 134 -135 |
| TORBECK | 130 | WATER METERS 135 |
| DELICHEM | 130 | POLYTANK 136 -137 |
| DUDLEY SIPHONS | 130 | PLASTIC TANKS 137 |
| FLOAT VALVE SPARES | 131 | WASHERS 138 |
| CISTERNS & ACCESSORIES | 132 -133 | |
| WC PAN CONNECTORS | 133 | |

EMBRASS PEERLESS FILL AND FLUSH VALVES



BOTTOM ENTRY FILL VALVE

- FULLY ADJUSTABLE 8.1/2" - 12"
- SUITABLE FOR HIGH & LOW PRESSURE
- 1/2" BSP BRASS CONNECTION

DUAL FLUSH VALVE

- SUITABLE FOR 1.1/2" & 2" OUTLETS
- 350MM OR 485MM CABLE



WATER STORAGE

EMBRASS PEERLESS FLUSH AND FILL VALVES

FLUSH AND FILL CISTERN KIT

EASY TO FIT. WATER SAVING. WRAS APPROVED. DUAL FLUSH: SUITABLE FOR 1.1/2" & 2" OUTLETS. 350MM CABLE. BOTTOM ENTRY FILL VALVE: FULLY ADJUSTABLE 8.1/2" - 12".



| CODE | SIZE | Box |
|--------|--|-----|
| 306100 | DUAL FLUSH AND FILL CISTERN KIT | 8 |

DUAL FLUSH VALVE

EASY TO FIT. WATER SAVING. WRAS APPROVED. FLUSH VALVE HAS BOTH 1.1/2" & 2" OUTLETS.



| CODE | SIZE | Box |
|--------|-------------------------------|-----|
| 306080 | 350MM CABLE AND BUTTON | 10 |
| 306082 | 485MM CABLE AND BUTTON | 10 |

CHROME PUSH BUTTON (SPARE)

FOR FLUSH VALVES 306080 / 82 / 100



| CODE | SIZE | PACK |
|--------|---------------------|------|
| 306090 | SPARE BUTTON | 1 |

FILL VALVE BOTTOM INLET - BRASS TAIL

FULLY ADJUSTABLE. SUITABLE FOR HIGH AND LOW PRESSURE. 1/2" BRASS CONNECTION. WRAS APPROVED.



| CODE | SIZE | Box |
|--------|---------------------|-----|
| 306055 | 8.1/2" - 12" | 12 |

FLUIDMASTER FLUSH AND FILL VALVES - PRO SERIES RANGE



PRO UNIVERSAL FLUSH SIPHON

ULTRA COMPACT, FITS VIRTUALLY ALL 1 1/2" LEVER OPERATED TOILETS, ADJUSTABLE FROM 7.5" TO 9.5". RETROFITS OTHER SIPHONS. FEATURES VARIABLE PART FLUSH. TWIN FLOW PERFORMANCE CAP. ANTI-TURBULANCE OUTLET.



| CODE | MANUF. CODE | SIZE | Box |
|--------|-------------|--------------------------------|-----|
| 306595 | PROULTRA001 | PRO ULTRA 1.1/2" OUTLET | 10 |

PRO DUAL FLUSH VALVE

350MM CABLE, ADJUSTABLE FROM 8.1/2" TO 13.1/2". WATER SAVING. DUAL FLUSH BUTTON FITS TOP, FRONT OR SIDE APPLICATIONS. QUICK RELEASE CABLE/BUTTON CONNECTION.



| CODE | MANUF. CODE | SIZE | Box |
|--------|-------------|--|-----|
| 306517 | PRO550UK | PRO BUTTON 1.1/2" & 2" OUTLET | 20 |
| 306590 | PRO750UK | PRO LEVER 1.1/2" OUTLET | 20 |

PRO PLASTIC FLOAT VALVE - SIDE INLET

UNIQUE SNAP RELEASE FOR EASY ACCESS AND MAINTENANCE. ANT-SIPHON DESIGN. ULTRA QUIET. MINIMAL WATER HAMMER. LONG LIFE PERFORMANCE. FAST REFILL.



| CODE | MANUF. CODE | SIZE | Box |
|--------|-------------|--------------------------|-----|
| 306512 | PRO747UK | 1/2" PLASTIC TAIL | 25 |
| 306511 | PRO75B | 1/2" BRASS TAIL | 25 |

PRO PLASTIC FLOAT VALVE - BOTTOM INLET

HEIGHT ADJUSTABLE 9" - 14" ULTRA QUIET. MINIMAL WATER HAMMER. LONG LIFE PERFORMANCE. FAST REFILL. ANTI-SIPHON DESIGN.



| CODE | MANUF. CODE | SIZE | Box |
|--------|-------------|------------------------------------|-----|
| 306513 | PRO400UK | 1/2" PLASTIC TAIL | 25 |
| 306515 | PRO45B | 1/2" BRASS TAIL | 25 |
| 306516 | PROBTWIN | 1/2" BRASS TAIL - TWIN PACK | 16 |

PRO UNIVERSAL CISTERN KIT

SUPPLIED WITH PRO45B BOTTOM INLET FILL VALVE AND PRO550UK PUSH BUTTON CABLE DUAL FLUSH VALVE. FITS BOTH 1.1/2" & 2" FLUSH OUTLETS. FULLY ADJUSTABLE FILL AND FLUSH VALVES.



| CODE | MANUF. CODE | SIZE | Box |
|--------|-------------|----------------------------------|-----|
| 306600 | PROCP002 | PRO UNIVERSAL CISTERN KIT | 8 |

FLUIDMASTER FILL VALVES - AIRGAP™ RANGE



THE AIRGAP™ RANGE IS FULLY RECYCLABLE. ELIMINATES THE NEED FOR AN ADDITIONAL CHECK VALVE. IS COMPATIBLE WITH VIRTUALLY ALL AVAILABLE CISTERNS AND IS EASILY INSTALLED, USING IT'S 'NO TOOL' SERVICE. ADJUSTMENTS FOR GRAVITY FED SYSTEMS ARE QUICK AND SIMPLE.

AIRGAP™ FILL VALVE - SIDE INLET



| CODE | MANUF. CODE | SIZE | Box |
|--------|-------------|--------------------------|-----|
| 306603 | 6720-S-001 | 1/2" BRASS TAIL | 10 |
| 306611 | 6710-S-001 | 1/2" PLASTIC TAIL | 10 |

AIRGAP™ FILL VALVE - BOTTOM INLET



| CODE | MANUF. CODE | SIZE | Box |
|--------|-------------|--------------------------|-----|
| 306601 | 6420-S-001 | 1/2" BRASS TAIL | 9 |
| 306609 | 6410-S-001 | 1/2" PLASTIC TAIL | 9 |

FLUIDMASTER FILL VALVES - AIRGAP™ ECOFILL RANGE

THE AIRGAP™ ECOFILL RANGE DOESN'T START FILLING UNTIL THE CISTERN HAS EMPTIED. THIS MEANS THE OPTIMUM AMOUNT OF WATER THAT THE PAN REQUIRES IS USED. WITHOUT THIS FUNCTIONALITY, THE WATER FROM THE NEXT FILL FLOWS OUT AS PART OF THE FLUSH, UNNECESSARILY WASTING WATER. THIS PARTICULAR FILL VALVE CAN SAVE OVER 1 LITRE OF WATER PER FLUSH.

AIRGAP™ ECOFILL FILL VALVE - SIDE INLET



| CODE | MANUF. CODE | SIZE | Box |
|--------|-------------|--------------------------|-----|
| 306607 | 6720-D-001 | 1/2" BRASS TAIL | 10 |
| 306615 | 6710-D-001 | 1/2" PLASTIC TAIL | 10 |

AIRGAP™ ECOFILL FILL VALVE - BOTTOM INLET



| CODE | MANUF. CODE | SIZE | Box |
|--------|-------------|--------------------------|-----|
| 306605 | 6420-D-001 | 1/2" BRASS TAIL | 9 |
| 306613 | 6410-D-001 | 1/2" PLASTIC TAIL | 9 |

TORBECK FLUSH AND FILL VALVES



PLASTIC FILL VALVE BS1212 PART 4 - SIDE INLET

EXCEPTIONAL PERFORMANCE AT LOW PRESSURES. QUIET FILL AND FAST REFILL. REMOVABLE FILTER. ANTI-SIPHON DESIGN.



| CODE | MANUF. CODE | SIZE | Box |
|--------|-------------|------------------|-----|
| 306441 | B610-3/8B | 3/8" | 25 |
| 306460 | B610 | 1/2" | 25 |
| 306465 | B610-1/2B | 1/2" BRASS SHANK | 25 |

PLASTIC FILL VALVE BS1212 PART 4 - BOTTOM INLET

EXCEPTIONAL PERFORMANCE AT LOW PRESSURES. QUIET FILL AND FAST REFILL. REMOVABLE FILTER. ANTI-SIPHON DESIGN.



| CODE | MANUF. CODE | SIZE | Box |
|--------|-------------|-----------------------------|-----|
| 306443 | B661AT-3/8B | 3/8" - 9.1/2" HEIGHT | 25 |
| 306452 | B661AT | 1/2" ADJUSTABLE | 25 |
| 306453 | B661AT-1/2B | 1/2" ADJUSTABLE BRASS SHANK | 25 |

ECOFIL PLASTIC FILL VALVE - SIDE INLET

DELAYED ACTION FILL SAVES UP TO 1 LITRE PER FLUSH. EXCEPTIONAL LOW PRESSURE PERFORMANCE. COMPACT DESIGN. QUIET FILL AND FAST FILL. REMOVABLE FILTER. ANTI-SIPHON.



| CODE | MANUF. CODE | SIZE | Box |
|--------|-------------|------|-----|
| 306450 | B670-ECO | 1/2" | 20 |

ECOFIL PLASTIC FILL VALVE ADJUSTABLE - BOTTOM INLET

EXCEPTIONAL LOW PRESSURE PERFORMANCE. COMPACT DESIGN. QUIET FILL AND FAST FILL. REMOVABLE FILTER. ANTI-SIPHON.



| CODE | MANUF. CODE | SIZE | Box |
|--------|-------------|------|-----|
| 306454 | B671AC-ECO | 1/2" | 15 |

DELICHEM FLUSH AND FILL VALVES



SIPHON - DUAL FLUSH

1.1/2" FLUSH OUTLET. INTERNAL OVERFLOW. WRAS APPROVED. WATER SAVING. ADJUSTABLE FLUSH VOLUMES.



| CODE | MANUF. CODE | SIZE | Box |
|--------|-------------|--------|-----|
| 345125 | DFA07525 | 7.1/2" | 20 |
| 345115 | DFA08025 | 8" | 20 |
| 345117 | DFA09025 | 9" | 20 |
| 345120 | DFA09525 | 9.1/2" | 20 |

PLASTIC BALL VALVE BS1212 PART 3 - SIDE INLET

ANTI-SIPHON DESIGN PREVENTS CONTAMINATION OF FRESH WATER SUPPLY.



| CODE | MANUF. CODE | SIZE | Box |
|--------|-------------|------|-----|
| 306400 | B801A | 1/2" | 25 |

PLASTIC BALL VALVE BS1212 PART 3 - BOTTOM INLET

ADJUSTABLE LEVER ARM 6" - 9". ANTI-SIPHON DESIGN PREVENTS CONTAMINATION OF FRESH WATER SUPPLY.



| CODE | MANUF. CODE | SIZE | Box |
|--------|-------------|-----------------|-----|
| 306405 | B704A | 1/2" ADJUSTABLE | 25 |

DUDLEY SIPHONS



TURBO SIPHON

2-PART DESIGN ENABLES THE SIPHON BODY TO BE SIMPLY REMOVED FROM THE CISTERN LEAVING THE WHITE DOWNLEG IN POSITION. WRAS APPROVED.



| CODE | MANUF. CODE | SIZE | Box |
|--------|-------------|------------|-----|
| 345110 | 313639 | 8" | 20 |
| 345105 | 315293 | 9" | 20 |
| 345112 | DM1012C | TURBO EDGE | 20 |

AUTO SIPHON

DESIGNED TO CATER FOR THE VARIED FLUSHING REQUIREMENTS OF LARGE AND SMALL URINAL WC INSTALLATIONS ALL TYPES CONFORM TO BS 1876. WRAS APPROVED. COMES COMPLETE WITH RUBBER WASHERS.



| CODE | MANUF. CODE | SIZE | Box |
|--------|-------------|--------------------------|-----|
| 345205 | C0550B | 5.1/2" | 10 |
| 345210 | C0625B | 6.1/4" WITH 1" BSP INLET | 10 |
| 345215 | C0750B | 7.1/2" | 10 |

FLOAT VALVE SPARES

BRASS ARM



| CODE | SIZE | PACK |
|--------|------------------------|------|
| 306800 | 1/2" PART 1 - 6" | 1 |
| 306802 | 1/2" PART 1 - 8.3/4" | 1 |
| 306804 | 1/2" PART 1 - 10.1/2" | 1 |
| 306808 | 3/4" PART 1 | 1 |
| 306050 | 3/4" PART 1 - 13" | 1 |
| 306806 | 1/2" PART 2 - STANDARD | 1 |

PLASTIC PISTON & DIVERTER



| CODE | SIZE | PACK |
|--------|-----------------|------|
| 306810 | PISTON 1/2" | 1 |
| 306812 | PISTON 3/4" | 1 |
| 306226 | DIVERTER PART 2 | 1 |

PLASTIC SEAT



| CODE | SIZE | PACK |
|--------|---------|------|
| 306816 | 1/2" HP | 1 |
| 306818 | 1/2" LP | 1 |
| 306820 | 3/4" HP | 1 |
| 306822 | 3/4" LP | 1 |
| 306824 | 1" HP | 1 |

BRASS SEAT



| CODE | SIZE | PACK |
|--------|-------|------|
| 306825 | 1" LP | 1 |
| 306828 | 1" HP | 1 |

SEATING WASHER - FIBRE



| CODE | SIZE | PACK |
|--------|------|------|
| 306832 | 1/2" | 1 |
| 306834 | 3/4" | 1 |

COTTER PIN



| CODE | SIZE | PACK |
|--------|-------------|------|
| 306852 | 1/2" PART 2 | 1 |
| 306853 | 3/4" PART 1 | 1 |
| 306854 | 3/4" PART 2 | 1 |

BALL VALVE WASHER



| CODE | SIZE | PACK |
|--------|---------------|------|
| 306726 | 1/2" PART 1 | 1 |
| 306855 | 1" PART 1 | 1 |
| 306856 | 1.1/4" PART 1 | 1 |
| 306858 | 1.1/2" PART 1 | 1 |
| 306730 | 1/2" PART 2 | 1 |

TORBECK FLOAT VALVE SPARES

ARM & CAP



| CODE | SIZE | PACK |
|--------|-----------|------|
| 306482 | ARM & CAP | 1 |

RUBBER WASHER



| CODE | SIZE | PACK |
|--------|---------------|------|
| 306488 | RUBBER WASHER | 1 |

DIAPHRAGM WASHER



| CODE | SIZE | PACK |
|--------|------------------|------|
| 306492 | DIAPHRAGM WASHER | 1 |

SIPHON & FILL VALVE SPARES

SIPHON SPARES



| CODE | SIZE | PACK |
|--------|------------------------------|------|
| 345415 | BACKNUT 1.1/2" | 1 |
| 345420 | COMPRESSION NUT 1.1/2" | 1 |
| 345425 | OUTLET SEALING WASHER 1.1/2" | 1 |

SIPHON BOLT KIT



| CODE | SIZE | PACK |
|--------|-------|------|
| 345505 | LONG | 1 |
| 345510 | SHORT | 1 |

SIPHON DIAPHRAGM WASHER



| CODE | SIZE | PACK |
|--------|--------------|------|
| 345430 | RECTANGULAR | 1 |
| 345433 | ROUND 4.1/2" | 1 |
| 345435 | ROUND 5" | 1 |
| 345150 | OVAL | 1 |

FLUIDMASTER MULTI-PRESSURE SEAL



| CODE | SIZE | PACK |
|--------|------|------|
| 306530 | 1/2" | 1 |

SIAMP VALVE SPARES



| CODE | SIZE | PACK |
|--------|-----------------------|------|
| 345350 | CHROME BUTTON | 1 |
| 345365 | DIAPHRAGM WASHER 1/2" | 1 |
| 345360 | RUBBER SEAL | 1 |

VARIFLUSH VALVE SPARES



| CODE | SIZE | PACK |
|--------|-------------|------|
| 306523 | RUBBER SEAL | 1 |

WISA & SYVAC WASHERS



| CODE | SIZE | PACK |
|--------|------------------------------|------|
| 306750 | WISA DIAPHRAGM WASHER - BLUE | 1 |
| 345515 | SYVAC ASPIRATOR WASHER | 1 |

FLUIDMASTER CONCEALED CISTERNS



- CAN BE USED TO ACHIEVE A RECOGNISED AIR GAP ARRANGEMENT.
- MEETS REQUIREMENTS OF THE WATER SUPPLY (WATER FITTINGS) REGULATIONS, BYELAWS IN SCOTLAND, AS THEY APPLY TO TYPE AG AND TYPE AUK 1 AIR GAPS IN WC SUITES AND THE INTERIM AGREEMENT.
- INLET THREAD 1/2" BSP.
- TOP AND FRONT ACCESS
- INTERNAL OVERFLOW
- FLUSH PIPE, SEALS, NUTS, WASHERS INCLUDED
- FLUSH PIPE DESIGNED TO BE CUT VERY LOW - HORIZONTAL CENTERLINE AS LOW AS 50MM TO UNDERSIDE OF THE CISTERN.
- OUTLET THREAD SIZE 2".
- EFFICIENT FLUSHING OF NOMINALLY 6 & 4 LITRES AT 198MM WATERLINE.
- FIXING BRACKET SUPPLIED FOR EASY INSTALLATION.
- MADE FROM RECYCLABLE MATERIALS.
- DIMENSIONS:
 - CISTERN 337L x 135W x 315H
 - FLUSH BEND - 330 TO 50MM - MEASURED FROM CENTRE LINE OF HORIZONTAL TO UNDERSIDE OF THE CISTERN BASE.

COMPACT CISTERN - SIDE INLET WITH AIRGAP™ WATER SAVING FILL VALVE

FITTED WITH FLUIDMASTER SIDE ENTRY AIRGAP™ WATER SAVING FILL VALVE AND FLUIDMASTER DUAL FLUSH VALVE, ROBUST 550MM CABLE OPERATION WITH PUSH BUTTON.
WRAS APPROVED FILL AND FLUSH VALVES.



| CODE | MANUF. CODE | SIZE | BOX |
|--------|--------------|------------------|-----|
| 345060 | 1000E-013-P1 | 1/2" BRASS SHANK | 10 |

COMPACT PNEUMATIC CISTERN - SIDE INLET WITH AIRGAP™ WATER SAVING FILL VALVE

FITTED WITH FLUIDMASTER SIDE ENTRY AIRGAP™ WATER SAVING FILL VALVE AND FLUIDMASTER DUAL FLUSH VALVE, PNEUMATIC OPERATION.



| CODE | MANUF. CODE | SIZE | BOX |
|--------|--------------|------------------|-----|
| 345070 | 1000E-030-P1 | 1/2" BRASS SHANK | 10 |

COMPACT CISTERN - SIDE INLET WITH AIRGAP™ FILL VALVE

FITTED WITH FLUIDMASTER SIDE ENTRY AIRGAP™ FILL VALVE AND FLUIDMASTER DUAL FLUSH VALVE, ROBUST 550MM CABLE OPERATION WITH PUSH BUTTON.
WRAS APPROVED FILL AND FLUSH VALVES.



| CODE | MANUF. CODE | SIZE | BOX |
|--------|--------------|--------------------|-----|
| 345065 | 1000E-016-P1 | 1/2" PLASTIC SHANK | 10 |

COMPACT PNEUMATIC CISTERN - SIDE INLET FILL VALVE

FITTED WITH FLUIDMASTER SIDE ENTRY 747AG II FILL VALVE AND FLUIDMASTER DUAL FLUSH VALVE, PNEUMATIC OPERATION.



| CODE | MANUF. CODE | SIZE | BOX |
|--------|--------------|--------------------|-----|
| 345075 | 1000E-008-P1 | 1/2" PLASTIC SHANK | 10 |

PNEUMATIC CISTERN FLUSH PLATE & BUTTON



| CODE | MANUF. CODE | SIZE | BOX |
|--------|--------------|-------------------------|-----|
| 345090 | 1000Z-033-P1 | FLUSH PLATE CHROME | 1 |
| 345092 | C360116 | ROUND DUAL FLUSH BUTTON | 1 |

CISTERN LEVERS

CONTRACT CISTERN LEVER - CHROME



| CODE | SIZE | PACK |
|--------|-------------------|------|
| 202298 | CONTRACT - CHROME | 1 |

PLASTIC CISTERN LEVER KIT - CHROME



| CODE | SIZE | PACK |
|--------|------------------|------|
| 345615 | PLASTIC - CHROME | 1 |

CERAMIC CISTERN LEVER - WHITE



| CODE | SIZE | PACK |
|--------|-----------------|------|
| 345617 | CERAMIC - WHITE | 1 |

METAL CISTERN LEVER KIT - CHROME



| CODE | SIZE | PACK |
|--------|----------------|------|
| 345620 | METAL - CHROME | 1 |

METAL CISTERN LEVER KIT - CHROME (IDEAL)



| CODE | SIZE | PACK |
|--------|---------------------|------|
| 345625 | METAL - CHROME 3/8" | 1 |

METAL CISTERN LEVER KIT - CHROME (SIDE INLET)



| CODE | SIZE | PACK |
|--------|-------|------|
| 345630 | 160MM | 1 |

FINGER-TIP CISTERN LEVER (FRONT) - CHROME



| CODE | SIZE | PACK |
|--------|---------------------------|------|
| 345635 | FINGER-TIP LEVER - CHROME | 1 |

WC PAN CONNECTORS

STRAIGHT



| CODE | SIZE | PACK |
|--------|------|------|
| 341000 | 4" | 1 |

90° BEND



| CODE | SIZE | PACK |
|--------|------|------|
| 341005 | 4" | 1 |

90° SWAN NECK



| CODE | SIZE | PACK |
|--------|------|------|
| 341010 | 4" | 1 |

90° c/w 1.1/4" WASTE CONNECTOR



| CODE | SIZE | PACK |
|--------|------|------|
| 341020 | 4" | 1 |

EXTENSION PIECE



| CODE | SIZE | PACK |
|--------|---------|------|
| 341035 | 4" x 8" | 1 |

104°



| CODE | SIZE | PACK |
|--------|------|------|
| 341040 | 4" | 1 |

OFFSET



| CODE | SIZE | PACK |
|--------|----------------|------|
| 341025 | 4" 20MM | 1 |
| 341030 | 4" DOUBLE 40MM | 1 |

FLEXIBLE



| CODE | SIZE | PACK |
|--------|-------------------------|------|
| 341045 | 100/110MM (300 - 600MM) | 1 |

90° FLEXIBLE - LONG



| CODE | SIZE | PACK |
|--------|------------------|------|
| 341050 | 4" (400 - 730MM) | 1 |

90° FLEXIBLE - LONG c/w 1.1/4" WASTE CONNECTOR



| CODE | SIZE | PACK |
|--------|------------------|------|
| 341055 | 4" (400 - 730MM) | 1 |

EMBRASS PEERLESS TOILET SEAT

POLYPROPYLENE. SOFT CLOSE, OP FIXING. QUICK RELEASE. ADJUSTABLE STAINLESS STEEL HINGES.



QUICK RELEASE HINGES

EASY TO OPERATE QUICK RELEASE HINGES ARE FEATURED ON ALL OF OUR TOILET SEATS, ALLOWING THE SEAT TO BE LIFTED AWAY EASILY LEAVING CLEAR ACCESS TO CLEAN HARD TO REACH SURFACES.

TOP FIXING HINGES

ALLOWS THE QUICK AND EASY INSTALLATION ON MODERN WC PANS.

SOFT CLOSE HINGES

THE HYDRAULIC HINGE MECHANISM ENSURES CONTROLLED AND QUIET CLOSURE OF THE SEAT LID AND RING. MECHANISMS ARE EXTENSIVELY TESTED TO ENSURE LONG LIFE.

CRANMORE TOILET SEAT



POLYPROPYLENE TOILET SEAT. SOFT CLOSE, TOP FIXING. QUICK RELEASE. ADJUSTABLE STAINLESS STEEL HINGES. 1.2KGS. 5 YEAR GUARANTEE. CENTRES: 110MM TO 172MM. LENGTH: 420MM. WIDTH: 360MM.

| CODE | SIZE | BOX |
|--------|-------|-----|
| 345930 | WHITE | 5 |

TOILET AND CISTERN ACCESSORIES

BYELAW 30 KIT



| CODE | SIZE | PACK |
|--------|---------------|------|
| 347450 | BYELAW 30 KIT | 1 |

WC SEAT HINGE KIT



| CODE | SIZE | PACK |
|--------|-------|------|
| 345700 | BLACK | 1 |
| 345705 | WHITE | 1 |

C-LINK



| CODE | SIZE | PACK |
|--------|--------|------|
| 345650 | SMALL | 1 |
| 345655 | MEDIUM | 1 |
| 345660 | LARGE | 1 |

ADJUSTABLE CISTERN LIFT ARM



| CODE | SIZE | PACK |
|--------|---------|------|
| 345605 | BRASS | 1 |
| 345610 | PLASTIC | 1 |

DONUT WASHER



| CODE | SIZE | PACK |
|--------|--------|------|
| 345805 | RUBBER | 1 |

DONUT WASHER - IDEAL STANDARD



| CODE | SIZE | PACK |
|--------|----------------------|------|
| 345810 | DONUT WASHER - IDEAL | 1 |

DONUT WASHER - FLAT



| CODE | SIZE | PACK |
|--------|-------------|------|
| 345814 | FOAM 1.1/2" | 1 |
| 345815 | FOAM 2" | |

INTERNAL FLUSH CONE



| CODE | SIZE | PACK |
|--------|---------|------|
| 345400 | PLASTIC | 25 |

EXTERNAL FLUSH CONE



| CODE | SIZE | PACK |
|--------|-----------|------|
| 345405 | UNIVERSAL | 25 |

INTERNAL FLUSH CONE CONNECTOR



| CODE | SIZE | PACK |
|--------|--------|------|
| 345410 | RUBBER | 25 |

CLOSE COUPLING KIT



| CODE | SIZE | PACK |
|--------|--------------------|------|
| 345750 | CLOSE COUPLING KIT | 1 |

CLOSE COUPLING KIT - IDEAL STANDARD



| CODE | SIZE | PACK |
|--------|----------------------------|------|
| 345755 | CLOSE COUPLING KIT - IDEAL | 1 |

TOILET FIXING KIT

TOILET PAN SCREW & CAP SET



| CODE | SIZE | PACK |
|--------|-----------------|------|
| 345550 | SCREW & CAP SET | 1 |

SANITARY FIXING KIT



| CODE | SIZE | PACK |
|--------|--------------|------|
| 345555 | 8MM x 110MM | 1 |
| 345560 | 10MM x 120MM | 1 |

TOILET PIPES

BACK WALL FLUSH PIPE - PLASTIC



| CODE | SIZE | PACK |
|--------|--------|------|
| 344300 | 5FT 6" | 1 |

LOW LEVEL PIPE - PLASTIC



| CODE | SIZE | PACK |
|--------|-----------|------|
| 345250 | 14" x 9" | 1 |
| 344295 | 18" x 18" | 1 |

OVERFLOW PIPE - BOTTOM INLET



| CODE | SIZE | PACK |
|--------|---------------|------|
| 344330 | OVERFLOW PIPE | 1 |

PLUMBERS REPAIR BOXES

No.1 IMPERIAL 'O' RINGS



KIT CONTAINS:

- 018 'O' RING x 15
- 19 'O' RING x 15
- 115 'O' RING x 15
- 212 'O' RING x 5
- 213 'O' RING x 5
- 119 'O' RING x 5
- 121 'O' RING x 5
- 117 'O' RING x 10
- 110 'O' RING x 15
- 025 'O' RING x 15
- 118 'O' RING x 5
- 119 'O' RING x 5

| CODE | SIZE | PACK |
|--------|---------------------------|------|
| 394100 | No.1 - IMPERIAL 'O' RINGS | 1 |

No.2 BALL VALVE REPAIR



KIT CONTAINS:

- 1/2" BALLVALVE RUBBER WASHERS x 10
- 7/8" BALLVALVE RUBBER WASHERS x 5
- 1/2" BALLVALVE SEAT FIBRE x 10
- SMALL/MEDIUM BRASS SPLIT PINS x 2/5
- 5/8" BALLVALVE RUBBER WASHERS x 10
- 1" 1/4" BALLVALVE RUBBER WASHERS x 5/5
- HIGH PRESSURE SEATS x 5
- AQUASAVE BALLVALVE RUBBER WASHERS x 5
- 3/4" BALLVALVE RUBBER WASHERS x 10
- BALLVALVE STEM WASHER x 2
- 115 'O' RING x 2
- LOW PRESSURE SEATS x 5

| CODE | SIZE | PACK |
|--------|----------------------------------|------|
| 394105 | No.2 - BALL VALVE REPAIR WASHERS | 1 |

No.3 TAP WASHERS



KIT CONTAINS:

- 3/8" FLAT TAP RUBBER WASHERS x 10
- 1/2" FLAT TAP RUBBER WASHERS x 10
- 5/8" FLAT TAP RUBBER WASHERS x 10
- 3/4" FLAT TAP RUBBER WASHERS x 8
- 1/2" TANTOFEX TAP RUBBER WASHERS x 10
- 1/2"/3/4" FLAT TAP AND JUMPER x 1/1
- 1/2" DELTA TAP WASHERS x 5
- 1/2"/3/4" DOME TAP AND JUMPERS x 2/1
- 3/4" TANTOFEX TAP RUBBER WASHERS x 10
- 1/2" PEGLER/BARKING GROHE TAP WASHERS x 3/2
- 3/4" DELTA TAP WASHERS x 5
- 1/2" 3/4" CAP & LINER WASHER x 5/5

| CODE | SIZE | PACK |
|--------|--------------------|------|
| 394109 | No.3 - TAP WASHERS | 1 |

No.4 FIBRE & RUBBER WASHERS



KIT CONTAINS:

- 1/2" BALLVALVE SEAT FIBRE WASHERS x 10
- 3/4" BALLVALVE SEAT FIBRE WASHERS x 5
- 15MM FLEXIBLE TAP CONNECTOR WASHERS x 10
- 3/4" WASHING MACHINE HOSE RUBBER WASHER x 10
- 1/2" TOP OF TAP BODY FIBRE WASHERS x 5
- 15MM FIBRE TAP CONNECTOR WASHERS x 10
- 22MM FLEXIBLE TAP CONNECTOR WASHERS x 10
- 3/4" TOP OF TAP BODY FIBRE WASHERS x 5
- 22MM FIBRE TAP CONNECTOR WASHERS x 10
- BATH SHOWER DIVERTOR / WASHING MACHINE HOSE FILTER/ HOT WATER BOTTLE WASHERS x 5/1/5
- RUBBER/ FIBRE/ 3/4" DRAW OFF TAP WASHERS x 5/5/2

| CODE | SIZE | PACK |
|--------|-------------------------------|------|
| 394114 | No.4 - FIBRE & RUBBER WASHERS | 1 |

WATER METERS - CLASS B

SINGLE JET NON-PULSED

SECONDARY WATER METER. A SINGLE JET, DRY DIAL MAGNETIC TRANSMISSION, DIRECT READING ON 8 NUMERICAL ROLLS. COLD WATER ONLY, UP TO 50°C. ANTI-FRAUD RING AND 360° ROTATING DIAL. HORIZONTAL AND VERTICAL INSTALLATION.



| CODE | SIZE | PACK |
|--------|------|------|
| 314192 | 1/2" | 1 |
| 314194 | 3/4" | 1 |

SINGLE JET PULSED WRAS APP.

SECONDARY WATER METER. A REED PULSE OUTPUT SINGLE JET, DRY DIAL MAGNETIC TRANSMISSION, DIRECT READING ON 8 NUMERICAL ROLLS. COLD WATER ONLY, UP TO 50°C. ANTI-FRAUD RING AND 360° ROTATING DIAL. HORIZONTAL AND VERTICAL INSTALLATION.



| CODE | SIZE | PACK |
|--------|------|------|
| 314110 | 1/2" | 1 |
| 314115 | 3/4" | 1 |

MULTI JET PULSED WRAS APP.

SECONDARY WATER METER. A MULTI-JET COUNTER, DRY DIAL MAGNETIC TRANSMISSION WITH 360° ROTATING LID. COLD WATER ONLY, UP TO 50°C. INDUCTIVE ARRANGEMENT FOR THE INSTALLATION OF WIRED M-BUS DATA TRANSMISSION MODULES, WIRELESS OMS AND NON-MAGNETIC TYPE PULSE LAUNCHES. HORIZONTAL AND VERTICAL INSTALLATION.



| CODE | SIZE | PACK |
|--------|------|------|
| 314120 | 1" | 1 |

WATER METER UNIONS

DZR



| CODE | SIZE | PACK |
|--------|-----------------------------|------|
| 334810 | 15MM x 3/4" (SOLD IN PAIRS) | 1 |

POLYTANK



POLYTANK EXPANSION TANK

COMES COMPLETE WITH A FITTING KIT, WHICH INCLUDES: SNAP ON POLYLID 2, BALLVALVE BACKPLATE, SCREENED WARNING PIPE ELBOW, 1/2" PART 2 BALLVALVE BS1212, 4.1/2" FLOAT, 15MM COMPRESSION TANK CONNECTOR, SEALING WASHER AND INSULATION & TIES.



| CODE | MANUF. CODE | SIZE (L X W X H) | BOX |
|--------|-------------|---|-----|
| 346750 | 18-12-12 | 4 GALLON (18 LITRES) 18" x 12" x 12" | 1 |

POLYTANK 10/4 GALLON EXPANSION TANK (BUDGET)

POLYPROPYLENE. COMPLETE WITH BALLVALVE BACKING PLATE.



| CODE | MANUF. CODE | SIZE (L X W X H) | BOX |
|--------|-------------|---|-----|
| 346610 | x10/4 | TANK ONLY - 4 GALLON (18 LITRES) 18" x 12" x 12" | 1 |
| 346615 | x10/4LID | LID ONLY 18" x 12" x 12" | 1 |

POLYTANK TRADITIONAL - RECTANGULAR

COMES COMPLETE WITH A FITTING KIT, WHICH INCLUDES: POLYTANK BYE-LAW 30 KIT AND FITTING INSTRUCTIONS. 1/2" PART 2 BALLVALVE BS1212, 4.1/2" FLOAT, BALLVALVE BACKPLATE, 22MM COMPRESSION TANK CONNECTOR, 15MM X 1/2" ANGLED SERVICE VALVE, INSULATION & TIES.



| CODE | MANUF. CODE | SIZE (L X W X H) | BOX |
|--------|-------------|---|-----|
| 346110 | 20-12-20 | 12 GALLON (55 LITRES) 18" x 12" x 12" | 1 |
| 346120 | 20-15-18 | 12 GALLON (55 LITRES) 20" x 15" x 18" | 1 |
| 346130 | 24-16-15 | 12 GALLON (55 LITRES) 24" x 16" x 15" | 1 |
| 346140 | 18-18-18 | 15 GALLON (68 LITRES) 18" x 18" x 18" | 1 |
| 346150 | 24-12-20 | 15 GALLON (68 LITRES) 24" x 12" x 20" | 1 |
| 346160 | 24-15-18 | 15 GALLON (68 LITRES) 24" x 15" x 18" | 1 |
| 346170 | 24-17-17 | 15 GALLON (68 LITRES) 24" x 17" x 17" | 1 |
| 346180 | 24-12-24 | 18 GALLON (82 LITRES) 24" x 12" x 24" | 1 |
| 346190 | 24-18-19 | 18 GALLON (82 LITRES) 24" x 18" x 19" | 1 |
| 346200 | 20-20-20 | 20 GALLON (91 LITRES) 20" x 20" x 20" | 1 |
| 346210 | 24-15-24 | 20 GALLON (91 LITRES) 24" x 15" x 24" | 1 |
| 346220 | 27-20-20 | 25 GALLON (114 LITRES) 27" x 20" x 20" | 1 |
| 346230 | 46-15-17 | 25 GALLON (114 LITRES) 46" x 15" x 17" | 1 |
| 346240 | 24-24-24 | 30 GALLON (136 LITRES) 24" x 24" x 24" | 1 |
| 346260 | 39-20-17 | 30 GALLON (136 LITRES) 39" x 20" x 17" | 1 |
| 346270 | 30-24-23 | 35 GALLON (159 LITRES) 30" x 24" x 23" | 1 |
| 346280 | 39-20-21 | 42 GALLON (190 LITRES) 39" x 20" x 21" | 1 |
| 346290 | 46-19-19 | 42 GALLON (190 LITRES) 46" x 19" x 19" | 1 |
| 346300 | 36-24-23 | 50 GALLON (227 LITRES) 36" x 24" x 23" | 1 |
| 346310 | 46-24-19 | 50 GALLON (227 LITRES) 46" x 24" x 19" | 1 |

POLYTANK - LOFT COFFIN TANK

COMES COMPLETE WITH A FITTING KIT, WHICH INCLUDES: POLYTANK BYE-LAW 30 KIT AND FITTING INSTRUCTIONS. 1/2" PART 2 BALLVALVE BS1212, 4.1/2" FLOAT, BALLVALVE BACKPLATE, 22MM COMPRESSION TANK CONNECTOR, 15MM X 1/2" ANGLED SERVICE VALVE, INSULATION & TIES.



| CODE | MANUF. CODE | SIZE (L X W X H) | BOX |
|--------|-------------|--|-----|
| 346410 | 55-20-12 | 25 GALLON (114 LITRES) 55" x 20" x 12" | 1 |
| 346420 | 64-18-19 | 50 GALLON (227 LITRES) 64" x 18" x 19" | 1 |
| 346430 | 64-24-19 | 70 GALLON (318 LITRES) 64" x 24" x 19" | 1 |
| 346440 | 64-26-23 | 100 GALLON (454 LITRES) 64" x 26" x 23" | 1 |



POLYTANK CIRCULAR



COMES WITH A PT2/B FITTING KIT, WHICH INCLUDES: SNAP ON LID, POLYTANK BYE-LAW 30 KIT AND FITTING INSTRUCTIONS, INSULATION AND TIES.

| CODE | MANUF. CODE | SIZE (L X W X H) | Box |
|--------|-------------|---|-----|
| 346560 | C25 | 25 GALLON (114 LITRES) 26" DIA X 23" H | 1 |
| 346570 | C50 | 50 GALLON (227 LITRES) 34" DIA X 27" H | 1 |

POLYTANK FRAMED

COMES WITH A FITTING KIT, THE PT2/C PACKAGE WHICH INCLUDES: SNAP ON POLYLID, POLYTANK BYE-LAW 30 KIT AND FITTING INSTRUCTIONS. 1/2" PART 2 BALLVALVE BS1212, 4.1/2" FLOAT, BALLVALVE BACKPLATE, 22MM COMPRESSION TANK CONNECTOR, 15MM X 1/2" ANGLED SERVICE VALVE.



| CODE | MANUF. CODE | SIZE (L X W X H) | Box |
|--------|-------------|---|-----|
| 346510 | 23-23-28 | 40 GALLON (182 LITRES) 26" x 23" x 28" | 1 |
| 346520 | 23-23-35 | 50 GALLON (227 LITRES) 23" x 23" x 35" | 1 |

POLYTANK FRAMED COMBINATION

COMES WITH A FITTING KIT, THE PT2/C PACKAGE WHICH INCLUDES: SNAP ON POLYLID, POLYTANK BYE-LAW 30 KIT AND FITTING INSTRUCTIONS. 1/2" PART 2 BALLVALVE BS1212, 4.1/2" FLOAT, BALLVALVE BACKPLATE X 2, 22MM COMPRESSION TANK CONNECTOR, 15MM X 1/2" ANGLED SERVICE VALVE.



| CODE | MANUF. CODE | SIZE (L X W X H) | Box |
|--------|-------------|---|-----|
| 346530 | 23-23-34 | 45/4 GALLON (204 LITRES) 23" x 23" x 34" | 1 |

POLYTANK POLYA30 - AIR GAP CHAMBER

POLYTANK A30 IS DESIGNED TO ACCOMMODATE A MAXIMUM FLOW RATE OF 62 LITRES/MINUTE. COMES COMPLETE WITH: POLYTANK A30 CHAMBER WITH WEIR. POLYA30 SEAL. 10 SS SCREWS. J4 INSULATION. EXTENDED ARM AND FIXING INSTRUCTIONS.



| CODE | MANUF. CODE | SIZE (L X W X H) | Box |
|--------|-------------|-----------------------|-----|
| 346710 | XPA30 | 15" x 10" x 9" | 1 |

POLYTANK BYE-LAW KIT



| CODE | MANUF. CODE | SIZE | Box |
|--------|-------------|-----------------------|-----|
| 349499 | BL30KIT | BYE-LAW 30 KIT | 1 |

PLASTIC TANKS - COLD WATER



| CODE | MANUF. CODE | SIZE (L X W X H) | Box |
|--------|-------------|---|-----|
| 347100 | BM4R | 4 GALLON (18 LITRES) 18" x 12" x 12" | 1 |
| 347150 | BM4RL | 4 GALLON TANK LID | 1 |

CIRCULAR COLD WATER LOFT TANK PACK

EACH KIT COMPRISES OF: LID, INSULATION JACKET, GALVANISED BACKING PLATE, BALL VALVE PACK AND BYELAW 30 KIT



| CODE | MANUF. CODE | SIZE | Box |
|--------|-------------|-----------------------|-----|
| 347182 | B25CTK(30) | 25 GALLON PACK | 1 |
| 347184 | B50CTK(30) | 50 GALLON PACK | 1 |

WASHERS

FLAT TAP WASHER



| CODE | SIZE | BAG |
|--------|------|-----|
| 330910 | 3/8" | 100 |
| 330915 | 1/2" | 100 |
| 306880 | 5/8" | 100 |
| 330920 | 3/4" | 100 |

DOME TAP WASHER



| CODE | SIZE | BAG |
|--------|------|-----|
| 306882 | 1/2" | 100 |
| 306884 | 3/4" | 100 |

DELTA TAP WASHER



| CODE | SIZE | BAG |
|--------|------|-----|
| 306886 | 1/2" | 100 |
| 306888 | 3/4" | 100 |

TANTOFEX TAP WASHER



| CODE | SIZE | BAG |
|--------|------|-----|
| 306890 | 1/2" | 100 |
| 306892 | 3/4" | 100 |

TAP JUMPER



| CODE | SIZE | BAG |
|--------|--------------|-----|
| 306894 | 1/2" PLASTIC | 100 |
| 306896 | 3/4" PLASTIC | 100 |
| 306898 | 1/2" METAL | 100 |
| 306900 | 3/4" METAL | 100 |

FLAT TAP WASHER - PEGLER



| CODE | SIZE | BAG |
|--------|------|-----|
| 306950 | 1/2" | 100 |
| 306952 | 3/4" | 100 |

SHOWER HOSE WASHER



| CODE | SIZE | BAG |
|--------|--------------------|-----|
| 344405 | SHOWER HOSE WASHER | 50 |

BATH / SHOWER DIVERTER WASHER



| CODE | SIZE | BAG |
|--------|-----------------------------|-----|
| 306910 | BATH/SHOWER DIVERTER WASHER | 100 |

HOT WATER BOTTLE WASHER



| CODE | SIZE | BAG |
|--------|-------------------------|-----|
| 306912 | HOT WATER BOTTLE WASHER | 100 |

TAP BODY WASHER



| CODE | SIZE | BAG |
|--------|------|-----|
| 306914 | 1/2" | 100 |
| 306916 | 3/4" | 100 |

UNIVERSAL TOP HAT WASHER



| CODE | SIZE | BAG |
|--------|-------------|-----|
| 330950 | 1/2" & 3/4" | 100 |

RUBBER OVERFLOW WASHER



| CODE | SIZE | BAG |
|--------|------|-----|
| 306926 | 3/4" | 100 |

RUBBER CONE WASHER



| CODE | SIZE | BAG |
|--------|--------------------|-----|
| 306290 | RUBBER CONE WASHER | 100 |

FLEXIBLE TAP CONNECTOR WASHER - RUBBER



| CODE | SIZE | BAG |
|--------|------|-----|
| 324790 | 1/2" | 100 |
| 324795 | 3/4" | 100 |

MT COCK WASHER



| CODE | SIZE | BAG |
|--------|-------------|-----|
| 303396 | 1/2" RUBBER | 100 |
| 303399 | 1/2" FIBRE | 100 |

FIBRE WASHER



| CODE | SIZE | BAG |
|--------|------|-----|
| 394005 | 1/2" | 100 |
| 394010 | 3/4" | 100 |

FIBRE WASHER FOR END FEED, SOLDER RING & COMPRESSION TAP CONNECTORS



| CODE | SIZE | BAG |
|--------|------|-----|
| 394020 | 1/2" | 100 |
| 394025 | 3/4" | 100 |

PLASTIC WASHER



| CODE | SIZE | BAG |
|--------|---------------------|-----|
| 394030 | 1/2" | 100 |
| 394035 | 3/4" | 100 |
| 394040 | 1" | 100 |
| 394045 | 1.1/4" (O/D 57.5MM) | 100 |
| 394046 | 1.1/4" (O/D 87.5MM) | 100 |
| 394050 | 1.1/2" | 100 |

PILLAR TAP WASHER



| CODE | SIZE | PACK |
|--------|-------------------|------|
| 306924 | PILLAR TAP WASHER | 10 |

BLANKING WASHER



| CODE | SIZE | BAG |
|--------|------|-----|
| 330930 | 19MM | 100 |
| 330935 | 23MM | 100 |

PIPE INSULATION & LAGGING



| CONTENTS | PAGE |
|----------------------------------|-------------|
| PIPE INSULATION | 140 |
| TOPSLEEVE PIPE INSULATION | 140 |
| CYLINDER JACKETS | 140 |
| TANK LAGGING SETS | 140 |

PIPE INSULATION AND LAGGING

PIPE INSULATION

FLEXIBLE INSULATION FOR HOT AND COLD PIPES. CUTS HEAT LOSS BY UP TO 70% AND PROTECTS AGAINST FREEZING.



1 METRE LENGTHS (PIPE DIA X WALL THICKNESS)

| CODE | SIZE | Box |
|--------|-------------|-----|
| 347810 | 15MM x 9MM | 190 |
| 347815 | 15MM x 13MM | 128 |
| 347820 | 22MM x 9MM | 125 |
| 347825 | 22MM x 13MM | 90 |
| 347830 | 28MM x 9MM | 95 |
| 347835 | 28MM x 13MM | 70 |

2 METRE LENGTHS (PIPE DIA X WALL THICKNESS)

| CODE | SIZE | Box |
|--------|-------------|-----|
| 347910 | 15MM x 9MM | 190 |
| 347915 | 15MM x 13MM | 128 |
| 347916 | 15MM x 19MM | 67 |
| 347918 | 15MM x 25MM | 50 |
| 347920 | 22MM x 9MM | 125 |
| 347925 | 22MM x 13MM | 90 |
| 347942 | 22MM x 19MM | 54 |
| 347928 | 22MM x 25MM | 40 |
| 347930 | 28MM x 9MM | 95 |
| 347935 | 28MM x 13MM | 70 |
| 347936 | 28MM x 19MM | 70 |
| 347960 | 35MM x 9MM | 75 |
| 347965 | 35MM x 13MM | 60 |
| 347995 | 42MM x 13MM | 45 |
| 347937 | 54MM x 13MM | 33 |

TOPSLEEVE PIPE INSULATION

NATURAL WOOL. FIRE RETARDANT. ENVIRONMENTALLY FRIENDLY. NON-IRRITANT.



| CODE | SIZE | Box |
|--------|-----------------------|-----|
| 347702 | 15/22MM x 7.2M LONG | 115 |
| 347706 | 22/28MM x 7.2M LONG | 28 |
| 347709 | WRAP AROUND 7.2M LONG | 84 |

HAIR FELT LAGGING



| CODE | SIZE | BAG |
|--------|-----------|-----|
| 347695 | 4" x 24FT | 1 |

CYLINDER JACKET

60MM THICK.



| CODE | SIZE | Box |
|--------|-----------|-----|
| 347710 | 36" x 18" | 1 |
| 347715 | 42" x 18" | 1 |
| 347720 | 48" x 18" | 1 |

TANK LAGGING SET

TO PREVENT DOMESTIC WATER STORAGE TANKS FROM FREEZING DURING COLD MONTHS. SUPPLIED WITH JACKET, LID AND TYING RIBBONS.



| CODE | SIZE | Box |
|--------|---|-----|
| 347605 | 4 - 10 GALLON (42 LITRES) 18" x 12" x 12" | 1 |
| 347610 | 15 - 20 GALLON (114 LITRES) 24" x 17" x 17" | 1 |
| 347615 | 20 - 30 GALLON (177 LITRES) 27" x 20" x 20" | 1 |
| 347620 | 25 - 40 GALLON (230 LITRES) 29" x 23" x 21" | 1 |
| 347625 | 40 - 60 GALLON (454 LITRES) 38" x 27" x 27" | 1 |
| 347630 | 50 - 70 GALLON (453 LITRES) 48" x 24" x 24" | 1 |
| 347650 | 50 GALLON - COFFIN TANK (378 LITRES) 64" x 18" x 20" | 1 |
| 347655 | 25 GALLON - CIRCULAR TANK (114 LITRES) | 1 |
| 347660 | 50 GALLON - CIRCULAR TANK (227 LITRES) | 1 |



SHOWER PRODUCTS & TAP ACCESSORIES



| CONTENTS | PAGE | | PAGE |
|----------------------------------|------|--------------------------|------|
| RISER RAIL KITS | 142 | SHOWER VALVES & FITTINGS | 145 |
| HANDSETS | 142 | TAP FITTINGS | 145 |
| SHOWER HOSES | 143 | | |
| SHOWER TRACK & CURTAINS | 143 | | |
| SHOWER DOOR AND CHANNEL SEALS | 144 | | |



RISER RAIL KITS

SIMPLEJET - 3 MODE

SUITABLE FOR POWER, COMBI & ELECTRIC SHOWERS. 600MM X 19MM SLIDER RAIL, 1.5M X 8MM HOSE. BLISTER PACKED.



| CODE | MANUF. CODE | SIZE | BOX |
|--------|-------------|---------------------------|-----|
| 355570 | 56520 | SIMPLEJET - 3 MODE | 1 |

SUPERJET - 5 MODE

SUITABLE FOR POWER, COMBI, ELECTRIC & GRAVITY SHOWERS. 750MM X 25MM SLIDER RAIL, 1.5M STAINLESS STEEL HOSE. BLISTER PACKED.



| CODE | MANUF. CODE | SIZE | BOX |
|--------|-------------|--------------------------|-----|
| 355575 | 58020 | SUPERJET - 5 MODE | 1 |

SHOWER HANDSETS CP

EUROSPRAY - SINGLE MODE

SUITABLE FOR POWER, COMBI, ELECTRIC & GRAVITY SHOWERS. EXTRA FACEPLATE WITH SMALLER HOLES. BLISTER PACKED.



| CODE | MANUF. CODE | SIZE | BOX |
|--------|-------------|--------------------------------|-----|
| 355530 | 54620 | EUROSPRAY - SINGLE MODE | 1 |

SILVERJET - 3 MODE

SUITABLE FOR POWER, COMBI & ELECTRIC SHOWERS. BLISTER PACKED.



| CODE | MANUF. CODE | SIZE | BOX |
|--------|-------------|---------------------------|-----|
| 355524 | 51820 | SILVERJET - 3 MODE | 1 |

SUPERJET - 5 MODE

SUITABLE FOR POWER, COMBI & GRAVITY SHOWERS. RUB CLEAN. BLISTER PACKED.



| CODE | MANUF. CODE | SIZE | BOX |
|--------|-------------|--------------------------|-----|
| 355525 | 55220 | SUPERJET - 5 MODE | 1 |

WALL AND SLIDER BRACKETS

WALL AND SLIDER BRACKETS CP



| CODE | MANUF. CODE | SIZE | BOX |
|--------|-------------|--------------------------------------|-----|
| 355550 | 46120 | WALL BRACKET | 1 |
| 355560 | 40220 | SLIDER BRACKET FOR 25MM RAILS | 1 |
| 355562 | SP16 | HOSE RETAINING RING CP | 1 |

SHOWER HOSES

EASY SHOWER HOSES

1/2" BSP THREADS. FITS ALL STANDARD 1/2" SHOWER HEADS AND ALL STANDARD 1/2" SHOWER VALVES.
BLISTER PACKED.



| CODE | MANUF. CODE | SIZE | Box |
|--------|-------------|------------------------------------|-----|
| 355500 | 48320 | 8MM x 1.5M PVC SILVER | 1 |
| 355505 | 48120 | 11MM x 1.5M STAINLESS STEEL | 1 |

SUPERLUX® STAINLESS STEEL SHOWER HOSES

DOUBLE WOVEN CHROME-PLATED STAINLESS STEEL. 11MM BORE.
2 CHROME-PLATED BRASS CONICAL NUTS (DIFFERENT EXTERNAL DIAMETERS).
5 YEAR GUARANTEE.
WRAS APPROVED MATERIAL.
POLYBAG/HANGER.



| CODE | MANUF. CODE | SIZE | Box |
|--------|-------------|--------------|-----|
| 355510 | 82423 | 1.25M | 1 |
| 355515 | 82420 | 1.5M | 1 |
| 355520 | 82422 | 2.0M | 1 |

SHOWER TRACK, CURTAINS & MATS

EASY SHOWER CURTAIN TRACK

ALUMINIUM TRACK KIT INCLUDES
2 x 700MM LENGTHS, 1 x 200MM BEND AND
1 x CEILING SUPPORT WITH FIXINGS.
BLISTER PACKED.



| CODE | MANUF. CODE | SIZE | Box |
|--------|-------------|---------------------------|-----|
| 355565 | 40150 | EASY CURTAIN TRACK | 1 |

SHOWER CURTAINS

100% TREATED POLYESTER, WEIGHTED
BOTTOM HEMS, METAL RUST-FREE EYELETS,
SEWN SIDES.
POLYBAG / HANGER.



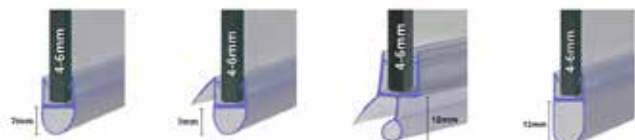
| CODE | MANUF. CODE | SIZE | Box |
|--------|-------------|-----------------------------------|-----|
| 355540 | 67110 | SIMPLE - 1.8M x 1.8M WHITE | 1 |
| 355535 | 67250 | PEVA - 1.8M x 1.8M CLEAR | 1 |



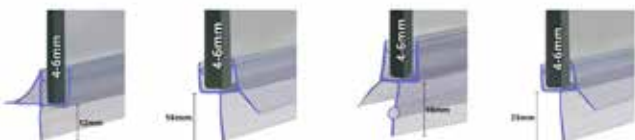
SHOWER DOOR AND CHANNEL SEALS

SHOWER / BATH SCREEN SEALS


CLEAR SEAL. BEST FOR STRAIGHT SCREENS. INCLUDES SIDE WATER DEFLECTOR. SUPPLIED IN TUBES.




344785 344805 344790 344792



344795 344807 344810 344813



344815 344820 344825 344812



344830

| CODE | MANUF. CODE | SIZE | BOX |
|--------|-------------|-----------------------------|-----|
| 344785 | SEAL001 | 1M - 4-6MM GLASS 7MM DROP | 1 |
| 344805 | SEAL011 | 1M - 4-6MM GLASS 7MM DROP | 1 |
| 344790 | SEAL002 | 1M - 4-6MM GLASS 12MM DROP | 1 |
| 344792 | SEAL003 | 1M - 4-6MM GLASS 12MM DROP | 1 |
| 344795 | SEAL004 | 1M - 4-6MM GLASS 12MM DROP | 1 |
| 344807 | SEAL005 | 1M - 4-6MM GLASS 16MM DROP | 1 |
| 344810 | SEAL006 | 1M - 4-6MM GLASS 16MM DROP | 1 |
| 344813 | SEAL007 | 1M - 4-6MM GLASS 23MM DROP | 1 |
| 344815 | SEAL008 | 1M - 4-6MM GLASS 25MM DROP | 1 |
| 344820 | SEAL009 | 1M - 8-10MM GLASS 7MM DROP | 1 |
| 344825 | SEAL010 | 1M - 8-10MM GLASS 12MM DROP | 1 |
| 344812 | SEAL044 | 1M - 8-10MM GLASS 35MM DROP | 1 |
| 344830 | SEAL001-20 | 2M - 4-6MM GLASS 7MM DROP | 1 |

MAGNETIC SHOWER DOOR SEALS

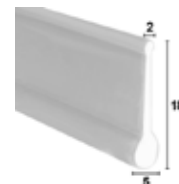
SUPPLIED IN PAIRS. CAN BE USED ON STRAIGHT OR QUADRANT DOORS. WILL CLOSE A GAP BETWEEN TWO DOORS UP TO 20MM. SUPPLIED IN TUBES.



| CODE | MANUF. CODE | SIZE | BOX |
|--------|-------------|-----------------------------|-----|
| 344890 | MAG001 | 2M - 4-6MM GLASS - 20MM GAP | 1 |
| 344895 | MAG002 | 2M - 8MM GLASS - 20MM GAP | 1 |

BI-FOLD OR CHANNEL SEAL - WHITE

CAN BE USED ON 2MM OR 5MM CHANNELS. SUPPLIED BAGGED.

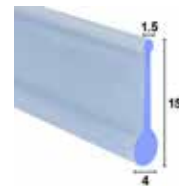


| CODE | MANUF. CODE | SIZE | BOX |
|--------|-------------|----------------|-----|
| 355850 | BIF002 | 2M - 18MM DROP | 1 |

BI-FOLD OR CHANNEL SEAL - CLEAR

SUPPLIED BAGGED.


CAN BE USED ON 1.5MM OR 4MM CHANNELS.



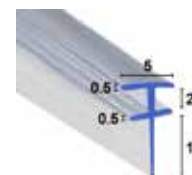
| CODE | MANUF. CODE | SIZE | BOX |
|--------|-------------|----------------|-----|
| 355855 | BIF003 | 2M - 16MM DROP | 1 |

'DOUBLE T' BI-FOLD OR CHANNEL SEAL - CLEAR

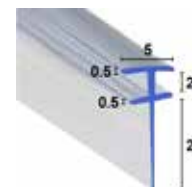
CAN BE USED ON 5MM CHANNELS. SUPPLIED BAGGED.



| CODE | MANUF. CODE | SIZE | BOX |
|--------|-------------|---------------|-----|
| 355860 | BIF004 | 2M - 5MM DROP | 1 |



| CODE | MANUF. CODE | SIZE | BOX |
|--------|-------------|----------------|-----|
| 355865 | BIF005 | 2M - 15MM DROP | 1 |



| CODE | MANUF. CODE | SIZE | BOX |
|--------|-------------|----------------|-----|
| 355870 | BIF006 | 2M - 25MM DROP | 1 |

SHOWER PRODUCTS AND TAP ACCESSORIES

SHOWER FIXINGS & BRACKETS

SHOWER WALLPLATE ELBOW



| CODE | SIZE | BOX |
|--------|--------------------------|-----|
| 321059 | 15MM x 3/4" MI x 1/2" FI | 200 |

SHOWER FIXING BRACKET



| CODE | SIZE | BOX |
|--------|-----------------------|-----|
| 344495 | SHOWER FIXING BRACKET | 50 |

SHOWER FIXING BRACKET - HEAVY PATTERN



| CODE | SIZE | BOX |
|--------|---------------------------------------|-----|
| 344496 | SHOWER FIXING BRACKET - HEAVY PATTERN | 40 |

TAP FITTINGS



ACRYLIC REVIVER KIT (BS1010 & BS5412)



| CODE | SIZE | PACK |
|--------|-------------|------|
| 330145 | 1/2" / 3/4" | 1 |

METAL REVIVER KIT (BS1010 & BS5412)



| CODE | SIZE | PACK |
|--------|-------------|------|
| 330105 | 1/2" / 3/4" | 1 |

VICTORIAN REVIVER KIT (BS1010 & BS5412)



| CODE | SIZE | PACK |
|--------|------|------|
| 330115 | 1/2" | 1 |

LEVER REVIVER KIT (BS1010 & BS5412)



| CODE | SIZE | PACK |
|--------|------|------|
| 330125 | 1/2" | 1 |

HEADWORK

SOLD IN PAIRS.



| CODE | SIZE | PACK |
|--------|-------------------|------|
| 330135 | BRASS BS5412 1/2" | 1 |
| 330180 | CERAMIC 1/2" | 1 |

TAP TAIL EXTENSIONS

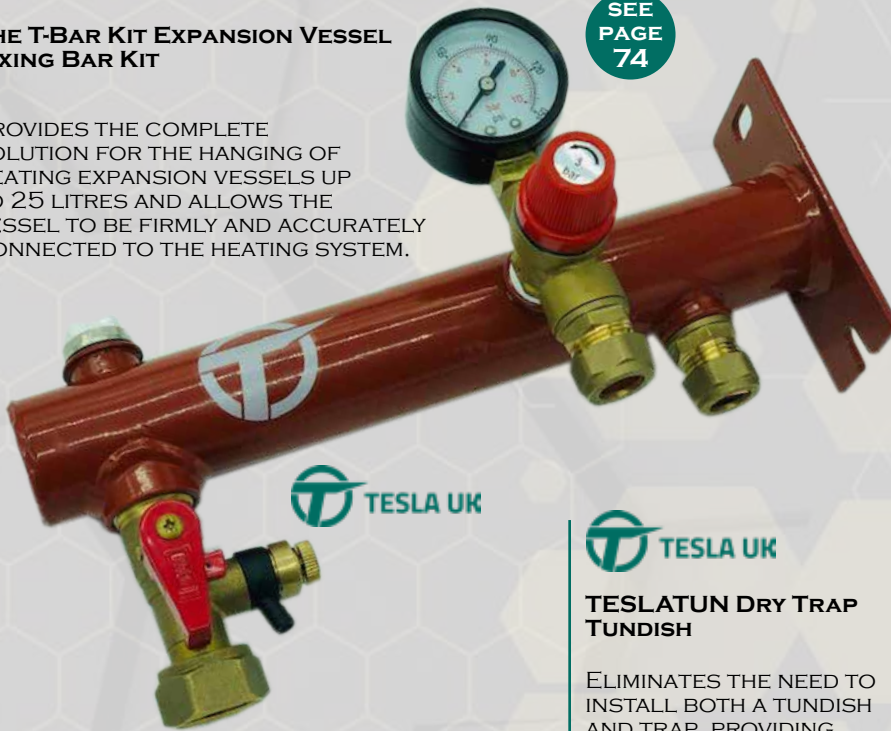


| CODE | SIZE | PACK |
|--------|------------------|------|
| 334221 | 1/2" M x F BRASS | 1 |
| 334245 | 3/4" M x F BRASS | 1 |
| 334238 | 1/2" x 1" CHROME | 1 |
| 334229 | 1/2" x 2" CHROME | 1 |
| 334234 | 1/2" x 4" CHROME | 1 |

**THE T-BAR KIT EXPANSION VESSEL
FIXING BAR KIT**

PROVIDES THE COMPLETE SOLUTION FOR THE HANGING OF HEATING EXPANSION VESSELS UP TO 25 LITRES AND ALLOWS THE VESSEL TO BE FIRMLY AND ACCURATELY CONNECTED TO THE HEATING SYSTEM.

SEE
PAGE
74



**TESLATUN DRY TRAP
TUNDISH**

ELIMINATES THE NEED TO INSTALL BOTH A TUNDISH AND TRAP, PROVIDING YOU WITH THE ALL-IN-ONE SOLUTION, SAVING YOU TIME AND MONEY.



SEE
PAGE
70

**T-DOC
DRAIN VALVE COLLECTION**

THE NEW DRAIN-OFF COCK, T-DOC, FEATURES AN INNOVATIVELY ENGINEERED, SOLID BRASS INSERT AND AN UPGRADED O-RING SEAL.

THE ROBUST, SOLID BRASS INSERT AND O-RING SEAT PROVIDES A SECURE CLOSURE FOR THE DRAIN-OFF, ENSURING LEAK-FREE PERFORMANCE AND PREVENTING ANY INSTANCES OF WASHER OBSTRUCTION.



SEE
PAGE
29



STANDARD

LONG TAIL

PREMIUM



**THE SMART HOT WATER
CYLINDER THERMOSTAT**



SEE
PAGE
73

**“THE UK’S FIRST SMART
HOT WATER CYLINDER
THERMOSTAT”**



TESLA UK vFLOW PRV BLOW-OFF CAP

FOR A QUICK AND EASY
INSTALLATION OF PRV'S:

- COST COMPETITIVE AGAINST THE TRADITIONAL METHOD OF SWAN NECKING.
- CAN BE INSTALLED INTERNALLY (USEFUL FOR WHEN WORKING AT HEIGHTS).
- ONE FITTING, SINGLE SOLDER JOINT. CUTS INSTALLATION TIME.
- LOW PROFILE.



SEE
PAGE
76

MANUFACTURED IN THE UK
COOKERFLEX
THE PROFESSIONAL DOMESTIC GAS HOSE

SEE
PAGES
80-81



SEE
PAGE
72



PLASTIC FITTINGS



CONTENTS

PAGE

EMBRASS PEERLESS TRAPS

148 -149

PLASTIC TRAPS

150

SOLVENT WELD FITTINGS

151-153

PUSHFIT FITTINGS

154 -155

MECHANICAL WASTE FITTINGS (MULTIFIT)

155

MDPE PIPE

155

EMBRASS PEERLESS TRAPS



P1 PEERLESS TRAPS - QUALITY ASSURED

- MANUFACTURED IN POLYPROPYLENE
- 38MM OR 75MM WATER SEAL
- CONFORMS TO BS EN 274-1:2002
- MULTI-FIT COMPRESSION CONNECTIONS
- SUITS ALL PIPES TO BS EN 1451-1:2000
- PRE-MOULDED INNER STABILISING SECTION AIDS INSTALLATION IN TIGHT AREAS
- STRENGTHENING GASKET USED IN CONJUNCTION WITH CONICAL EPDM SEALING WASHER



BOTTLE TRAPS

BOTTLE TRAP



| CODE | SIZE | PACK |
|--------|--------------------|------|
| 340805 | 1.1/4" x 38MM SEAL | 50 |
| 340810 | 1.1/2" x 38MM SEAL | 40 |
| 340800 | 1.1/4" x 75MM SEAL | 40 |

TELESCOPIC BOTTLE TRAP



| CODE | SIZE | PACK |
|--------|--------------------|------|
| 340795 | 1.1/4" x 75MM SEAL | 25 |
| 340790 | 1.1/2" x 75MM SEAL | 25 |

SWIVEL TRAPS

SWIVEL P-TRAP



| CODE | SIZE | PACK |
|--------|--------------------|------|
| 340718 | 1.1/4" x 38MM SEAL | 60 |
| 340720 | 1.1/4" x 75MM SEAL | 60 |
| 340772 | 1.1/2" x 75MM SEAL | 40 |

SWIVEL P-TRAP ADJUSTABLE



| CODE | SIZE | PACK |
|--------|--------|------|
| 340703 | 1.1/4" | 60 |
| 340705 | 1.1/2" | 30 |

SWIVEL P-TRAP ADJUSTABLE C/W HOSE CONNECTOR



| CODE | SIZE | PACK |
|--------|--------|------|
| 340700 | 1.1/4" | 35 |

SWIVEL P-TRAP ADJUSTABLE C/W OUTLET NOZZLE & HOSE CONNECTOR



| CODE | SIZE | PACK |
|--------|--------|------|
| 340710 | 1.1/2" | 35 |

RUNNING SWIVEL P-TRAP



| CODE | SIZE | PACK |
|--------|---------------|------|
| 340740 | 1.1/4" x 75MM | 50 |
| 340755 | 1.1/2" x 75MM | 35 |

SWIVEL S-TRAP



| CODE | SIZE | PACK |
|--------|---------------|------|
| 340725 | 1.1/4" x 75MM | 40 |
| 340730 | 1.1/2" x 75MM | 35 |

PLASTIC FITTINGS

APPLIANCE TRAPS

WASHING MACHINE TRAP



| CODE | SIZE | PACK |
|--------|-------------|------|
| 340785 | 1.1/2" x 3" | 35 |

SWIVEL P-TRAP C/W NOZZLE



| CODE | SIZE | PACK |
|--------|---------------|------|
| 340770 | 1.1/2" x 75MM | 30 |

SWIVEL P-TRAP C/W 135° NOZZLE



| CODE | SIZE | PACK |
|--------|---------------|------|
| 340780 | 1.1/2" x 75MM | 40 |

SWIVEL P-TRAP C/W TWIN 135° NOZZLE



| CODE | SIZE | PACK |
|--------|---------------|------|
| 340775 | 1.1/2" x 75MM | 35 |

SWIVEL SWEPT BSP TEE C/W NOZZLE



| CODE | SIZE | PACK |
|--------|--------|------|
| 340760 | 1.1/2" | 75 |

STANDPIPE TRAP



| CODE | SIZE | PACK |
|--------|---------------|------|
| 340765 | 1.1/2" x 75MM | 24 |

BATH TRAP

BATH TRAP 19MM



| CODE | SIZE | PACK |
|--------|--------|------|
| 340715 | 1.1/2" | 75 |

SINK KITS

UNIVERSAL (ONE AND A HALF BOWL & DOUBLE BOWL)



| CODE | SIZE | PACK |
|--------|--------|------|
| 340735 | 1.1/2" | 8 |

SINGLE BOWL KIT - SPACE SAVING



| CODE | SIZE | PACK |
|--------|--------|------|
| 340745 | 1.1/2" | 8 |

DOUBLE BOWL KIT - SPACE SAVING



| CODE | SIZE | PACK |
|--------|--------|------|
| 340750 | 1.1/2" | 5 |



PLASTIC TRAPS

UNIVERSAL BOTTLE TRAP



| CODE | SIZE | PACK |
|--------|-----------------|------|
| 340115 | 1.1/4" - 1.1/2" | 10 |

UNIVERSAL ANTI-VAC BOTTLE TRAP



| CODE | SIZE | PACK |
|--------|-----------------|------|
| 340117 | 1.1/4" - 1.1/2" | 10 |

UNIVERSAL TELESCOPIC ANTI-VAC BOTTLE TRAP



| CODE | SIZE | PACK |
|--------|-----------------|------|
| 340227 | 1.1/4" - 1.1/2" | 10 |

TUBULAR P-TRAP



| CODE | SIZE | PACK |
|--------|----------------------|------|
| 340145 | 1.1/4" x 1.1/2" SEAL | 10 |
| 340150 | 1.1/2" x 1.1/2" SEAL | 10 |
| 340160 | 1.1/2" x 3" SEAL | 10 |

BATH TRAP



| CODE | SIZE | PACK |
|--------|-------------------------------------|------|
| 340190 | 1.1/2" x 3/4" SEAL C/W CLEANING EYE | 10 |

PEDESTAL TRAP



| CODE | SIZE | PACK |
|--------|------------------|------|
| 340195 | 1.1/4" x 3" SEAL | 10 |

PLASTIC TRAP SPARES

SWIVEL TRAP EXTENSION



| CODE | SIZE | PACK |
|--------|--------|------|
| 340240 | 1.1/2" | 10 |

BLANKING CAP



| CODE | SIZE | PACK |
|--------|-----------------|------|
| 340295 | BLANKING CAP 1" | 100 |

FLAT TRAP WASHERS



| CODE | SIZE | PACK |
|--------|--------|------|
| 344215 | 1.1/4" | 50 |
| 344255 | 1.1/2" | 50 |

CONICAL TRAP WASHERS



| CODE | SIZE | PACK |
|--------|--------|------|
| 344260 | 1.1/4" | 50 |
| 340297 | 1.1/2" | 50 |

SPARE HOSE NOZZLE



| CODE | SIZE | PACK |
|--------|-------------------|------|
| 340275 | SPARE HOSE NOZZLE | 10 |



SOLVENT WELD FITTINGS - 3/4"

PIPE - STRAIGHT LENGTHS



| CODE | SIZE | PACK |
|--------|----------|------|
| 308905 | WHITE 3M | 10 |

CONNECTOR



| CODE | SIZE | PACK |
|--------|-------|------|
| 308915 | WHITE | 10 |

ELBOW 90°



| CODE | SIZE | PACK |
|--------|-------|------|
| 308925 | WHITE | 10 |

ELBOW 155°



| CODE | SIZE | PACK |
|--------|-------|------|
| 308935 | WHITE | 10 |

TEE



| CODE | SIZE | PACK |
|--------|-------|------|
| 308945 | WHITE | 10 |

TANK CONNECTOR - STRAIGHT



| CODE | SIZE | PACK |
|--------|-------|------|
| 308965 | WHITE | 10 |

TANK CONNECTOR - BENT



| CODE | SIZE | PACK |
|--------|-------|------|
| 308975 | WHITE | 10 |

PIPE CLIP



| CODE | SIZE | PACK |
|--------|-------|------|
| 308955 | WHITE | 10 |

SOLVENT WELD FITTINGS - 1.1/4"

PIPE - STRAIGHT LENGTHS



| CODE | SIZE | PACK |
|--------|----------|------|
| 308500 | GREY 3M | 10 |
| 308505 | BLACK 3M | 10 |
| 308510 | WHITE 3M | 10 |

CONNECTOR



| CODE | SIZE | PACK |
|--------|-------|------|
| 308515 | GREY | 10 |
| 308520 | BLACK | 10 |
| 308525 | WHITE | 10 |

ELBOW 90°



| CODE | SIZE | PACK |
|--------|-------|------|
| 308530 | GREY | 10 |
| 308535 | BLACK | 10 |
| 308540 | WHITE | 10 |

SWEPT BEND 92.5°



| CODE | SIZE | PACK |
|--------|-------|------|
| 308545 | GREY | 10 |
| 308550 | BLACK | 10 |
| 308555 | WHITE | 10 |

OBTUSE BEND 135°



| CODE | SIZE | PACK |
|--------|-------|------|
| 308560 | GREY | 10 |
| 308565 | BLACK | 10 |
| 308570 | WHITE | 10 |

SWIVEL ELBOW



| CODE | SIZE | PACK |
|--------|-------|------|
| 308635 | GREY | 10 |
| 308640 | BLACK | 10 |
| 308645 | WHITE | 10 |

SWEPT TEE



| CODE | SIZE | PACK |
|--------|-------|------|
| 308575 | GREY | 10 |
| 308580 | BLACK | 10 |
| 308585 | WHITE | 10 |

ACCESS PLUG



| CODE | SIZE | PACK |
|--------|-------|------|
| 308650 | GREY | 10 |
| 308655 | BLACK | 10 |
| 308660 | WHITE | 10 |

PIPE CLIP



| CODE | SIZE | PACK |
|--------|-------|------|
| 308590 | GREY | 10 |
| 308595 | BLACK | 10 |
| 308600 | WHITE | 10 |

**SOLVENT WELD FITTINGS
- 1.1/2"**

PIPE - STRAIGHT LENGTHS



| CODE | SIZE | PACK |
|--------|-----------------|------|
| 308700 | GREY 3M | 10 |
| 308705 | BLACK 3M | 10 |
| 308710 | WHITE 3M | 10 |

CONNECTOR



| CODE | SIZE | PACK |
|--------|--------------|------|
| 308715 | GREY | 10 |
| 308720 | BLACK | 10 |
| 308725 | WHITE | 10 |

ELBOW 90°



| CODE | SIZE | PACK |
|--------|--------------|------|
| 308730 | GREY | 10 |
| 308735 | BLACK | 10 |
| 308740 | WHITE | 10 |

SWEPT BEND 92.5°



| CODE | SIZE | PACK |
|--------|--------------|------|
| 308745 | GREY | 10 |
| 308750 | BLACK | 10 |
| 308755 | WHITE | 10 |

OBTUSE BEND 135°



| CODE | SIZE | PACK |
|--------|--------------|------|
| 308760 | GREY | 10 |
| 308765 | BLACK | 10 |
| 308770 | WHITE | 10 |

SWIVEL ELBOW



| CODE | SIZE | PACK |
|--------|--------------|------|
| 308850 | GREY | 10 |
| 308855 | BLACK | 10 |
| 308860 | WHITE | 10 |

SWEPT TEE



| CODE | SIZE | PACK |
|--------|--------------|------|
| 308775 | GREY | 10 |
| 308780 | BLACK | 10 |
| 308785 | WHITE | 10 |

ACCESS PLUG



| CODE | SIZE | PACK |
|--------|--------------|------|
| 308865 | GREY | 10 |
| 308870 | BLACK | 10 |
| 308875 | WHITE | 10 |

REDUCER



| CODE | SIZE | PACK |
|--------|------------------------------|------|
| 308805 | 1.1/2" x 1.1/4" GREY | 10 |
| 308810 | 1.1/2" x 1.1/4" BLACK | 10 |
| 308815 | 1.1/2" x 1.1/4" WHITE | 10 |

PIPE CLIP



| CODE | SIZE | PACK |
|--------|--------------|------|
| 308790 | GREY | 10 |
| 308795 | BLACK | 10 |
| 308800 | WHITE | 10 |

SOLVENT WELD FITTINGS - 2"

PIPE - STRAIGHT LENGTHS



| CODE | SIZE | PACK |
|--------|----------|------|
| 308400 | GREY 3M | 10 |
| 308402 | WHITE 3M | 10 |

CONNECTOR



| CODE | SIZE | PACK |
|--------|-------|------|
| 308406 | GREY | 10 |
| 308408 | WHITE | 10 |

ELBOW 90°



| CODE | SIZE | PACK |
|--------|-------|------|
| 308412 | GREY | 10 |
| 308414 | WHITE | 10 |

SWEPT BEND 92.5°



| CODE | SIZE | PACK |
|--------|-------|------|
| 308418 | GREY | 10 |
| 308420 | WHITE | 10 |

OBTUSE BEND 135°



| CODE | SIZE | PACK |
|--------|-------|------|
| 308424 | GREY | 10 |
| 308426 | WHITE | 10 |

SWIVEL ELBOW



| CODE | SIZE | PACK |
|--------|-------|------|
| 308430 | GREY | 10 |
| 308432 | WHITE | 10 |

SWEPT TEE



| CODE | SIZE | PACK |
|--------|-------|------|
| 308436 | GREY | 10 |
| 308438 | WHITE | 10 |

ACCESS PLUG



| CODE | SIZE | PACK |
|--------|-------|------|
| 308442 | GREY | 10 |
| 308444 | WHITE | 10 |

REDUCER



| CODE | SIZE | PACK |
|--------|-------------------|------|
| 308454 | 2" x 1.1/4" GREY | 10 |
| 308456 | 2" x 1.1/4" WHITE | 10 |

PIPE CLIP



| CODE | SIZE | PACK |
|--------|-------|------|
| 308448 | GREY | 10 |
| 308450 | WHITE | 10 |

PUSHFIT FITTINGS - 1.1/4"

STRAIGHT CONNECTOR



| CODE | SIZE | PACK |
|--------|-------|------|
| 308083 | GREY | 10 |
| 308087 | BLACK | 10 |
| 308091 | WHITE | 10 |

ELBOW 90°



| CODE | SIZE | PACK |
|--------|-------|------|
| 308095 | GREY | 10 |
| 308099 | BLACK | 10 |
| 308103 | WHITE | 10 |

SWEPT BEND 92.5°



| CODE | SIZE | PACK |
|--------|-------|------|
| 308107 | GREY | 10 |
| 308111 | BLACK | 10 |
| 308115 | WHITE | 10 |

OBTUSE BEND 135°



| CODE | SIZE | PACK |
|--------|-------|------|
| 308119 | GREY | 10 |
| 308123 | BLACK | 10 |
| 308127 | WHITE | 10 |

SWIVEL ELBOW



| CODE | SIZE | PACK |
|--------|-------|------|
| 308195 | GREY | 10 |
| 308199 | BLACK | 10 |
| 308203 | WHITE | 10 |

SWEPT TEE



| CODE | SIZE | PACK |
|--------|-------|------|
| 308131 | GREY | 10 |
| 308135 | BLACK | 10 |
| 308139 | WHITE | 10 |

SOCKET PLUG



| CODE | SIZE | PACK |
|--------|-------|------|
| 308159 | GREY | 10 |
| 308163 | BLACK | 10 |
| 308167 | WHITE | 10 |

ACCESS PLUG



| CODE | SIZE | PACK |
|--------|-------|------|
| 308207 | GREY | 10 |
| 308209 | BLACK | 10 |

FITTING REDUCER - RUBBER



| CODE | SIZE | PACK |
|--------|---------------|------|
| 345870 | 1.1/4" x 3/4" | 10 |

PIPE CLIP



| CODE | SIZE | PACK |
|--------|-------|------|
| 308143 | GREY | 10 |
| 308147 | BLACK | 10 |
| 308151 | WHITE | 10 |

PUSHFIT FITTINGS - 1.1/2"

PIPE - STRAIGHT LENGTHS



| CODE | SIZE | PACK |
|--------|-----------------|------|
| 308215 | GREY 3M | 10 |
| 308219 | BLACK 3M | 10 |
| 308223 | WHITE 3M | 10 |

STRAIGHT CONNECTOR



| CODE | SIZE | PACK |
|--------|--------------|------|
| 308227 | GREY | 10 |
| 308231 | BLACK | 10 |
| 308235 | WHITE | 10 |

ELBOW 90°



| CODE | SIZE | PACK |
|--------|--------------|------|
| 308239 | GREY | 10 |
| 308243 | BLACK | 10 |
| 308247 | WHITE | 10 |

SWEPT BEND 92.5°



| CODE | SIZE | PACK |
|--------|--------------|------|
| 308251 | GREY | 10 |
| 308255 | BLACK | 10 |
| 308259 | WHITE | 10 |

OBTUSE BEND 135°



| CODE | SIZE | PACK |
|--------|--------------|------|
| 308263 | GREY | 10 |
| 308267 | BLACK | 10 |
| 308271 | WHITE | 10 |

SWIVEL ELBOW



| CODE | SIZE | PACK |
|--------|--------------|------|
| 308359 | GREY | 10 |
| 308363 | BLACK | 10 |
| 308367 | WHITE | 10 |

SWEPT TEE



| CODE | SIZE | PACK |
|--------|--------------|------|
| 308275 | GREY | 10 |
| 308279 | BLACK | 10 |
| 308283 | WHITE | 10 |

SOCKET PLUG



| CODE | SIZE | PACK |
|--------|--------------|------|
| 308315 | GREY | 10 |
| 308319 | BLACK | 10 |
| 308323 | WHITE | 10 |

ACCESS PLUG



| CODE | SIZE | PACK |
|--------|--------------|------|
| 308381 | BLACK | 10 |

FITTING REDUCER - RUBBER



| CODE | SIZE | PACK |
|--------|----------------------|------|
| 345875 | 1.1/2" x 3/4" | 10 |

FITTING REDUCER



| CODE | SIZE | PACK |
|--------|------------------------------|------|
| 308303 | 1.1/2" x 1.1/4" GREY | 10 |
| 308307 | 1.1/2" x 1.1/4" BLACK | 10 |
| 308311 | 1.1/2" x 1.1/4" WHITE | 10 |

PIPE CLIP



| CODE | SIZE | PACK |
|--------|--------------|------|
| 308287 | GREY | 10 |
| 308291 | BLACK | 10 |
| 308295 | WHITE | 10 |

MECHANICAL COMPRESSION WASTE CONNECTORS (MULTIFIT)

CONNECTOR



| CODE | SIZE | PACK |
|--------|---------------|------|
| 308181 | 1.1/4" | 10 |
| 308337 | 1.1/2" | 10 |

ELBOW 90°



| CODE | SIZE | PACK |
|--------|---------------|------|
| 308183 | 1.1/4" | 10 |
| 308339 | 1.1/2" | 10 |

OBTUSE BEND 135°



| CODE | SIZE | PACK |
|--------|---------------|------|
| 308191 | 1.1/4" | 10 |
| 308347 | 1.1/2" | 10 |

TRAP CONNECTOR ELBOW M X F



| CODE | SIZE | PACK |
|--------|---------------|------|
| 340305 | 1.1/4" | 10 |
| 340310 | 1.1/2" | 10 |

SWEPT TEE



| CODE | SIZE | PACK |
|--------|---------------|------|
| 308187 | 1.1/4" | 10 |
| 308343 | 1.1/2" | 10 |

REDUCER



| CODE | SIZE | PACK |
|--------|------------------------|------|
| 308351 | 1.1/2" x 1.1/4" | 10 |

REDUCING COUPLER



| CODE | SIZE | PACK |
|--------|------------------------|------|
| 308371 | 1.1/2" x 1.1/4" | 10 |

MDPE PIPE

COILS



| CODE | SIZE | PACK |
|--------|-------------|------|
| 353100 | 20MM x 25M | 1 |
| 353105 | 20MM x 50M | 1 |
| 353110 | 20MM x 100M | 1 |
| 353120 | 25MM x 25M | 1 |
| 353125 | 25MM x 50M | 1 |
| 353130 | 25MM x 100M | 1 |
| 353140 | 32MM x 25M | 1 |
| 353142 | 32MM x 50M | 1 |
| 353143 | 32MM x 100M | 1 |



PLASTIC FITTINGS



★★★★★

THE FIVE STAR THERMOSTATIC RADIATOR VALVES

- LIQUID FILLED ELEMENT
- FULLY REVERSIBLE
- AVAILABLE WITH WHITE OR CHROME HEAD
- FROST PROTECTION
- COMPLIES WITH EN215
- MAXIMUM WORKING PRESSURE: 10 BAR
- MAXIMUM DIFFERENTIAL PRESSURE: 0.8 BAR
- MAXIMUM FLOW TEMPERATURE: 120°C




SEE PAGE 62 FOR MORE DETAILS

FLOPLAST



| CONTENTS | PAGE | PAGE |
|----------------------------|-----------|-----------------------------------|
| SOIL - 110MM RING SEAL | 159 - 161 | ROUND DOWNPIPE & FITTINGS 171 |
| SOIL - 110MM SOLVENT PVC-U | 162 -163 | 110MM U/G DRAINAGE PVC-U 172 -175 |
| AIR ADMITTANCE VALVES | 164 | 160MM U/G DRAINAGE PVC-U 176 |
| ABS SOLVENT WELD SYSTEM | 166 -167 | 110MM DOMESTIC CHANNEL |
| PUSHFIT WASTE SYSTEM | 168 | DRAINAGE 177 |
| OVERFLOW WASTE SYSTEM | 169 | FLOFIT+ 178 -180 |
| 112MM HALF-ROUND | | MDPE FITTINGS 181 |
| GUTTERING & FITTINGS | 170 | |

FloPlast

building the future

WITH OVER 30 YEARS OF EXPERIENCE, FLOPLAST CONTINUES TO LEAD THE WAY IN THE UK.

FLOPLAST IS AN ESTABLISHED MARKET LEADER IN THE MANUFACTURE AND SUPPLY OF PLASTIC BUILDING AND PLUMBING SYSTEMS IN THE UK.

THE COMPANY'S SPECIALIST AREAS ARE PVC-UE ROOFLINE, WINDOW & CLADDING, RAINWATER, SOIL & WASTE, UNDERGROUND DRAINAGE, MDPE AND HOT & COLD PLUMBING SYSTEMS.

FLOPLAST FOCUS ON PRODUCT DESIGN WITH MANY INNOVATIVE FEATURES INCORPORATED INTO THEIR PRODUCTS. THIS MAKES THEM PRACTICAL, BOTH TO INSTALL AND IN THEIR FUNCTIONALITY.

THE COMPANY HAS INVESTED HEAVILY IN ITS INFRASTRUCTURE, ENSURING THAT PRODUCTS ARE MANUFACTURED AND SUPPLIED TO CUSTOMERS IN THE MOST COST EFFECTIVE MANNER.



FloFit+

THE ALL-NEW FLEXIBLE PUSH-FIT HOT AND COLD PLUMBING SYSTEM

FLOFIT+ IS A FLEXIBLE AND FULLY DEMOUNTABLE PUSH-FIT PLUMBING SYSTEM SUITABLE FOR ALL DOMESTIC AND SMALL COMMERCIAL HOT & COLD WATER INSTALLATIONS, INCLUDING CENTRAL HEATING SYSTEMS FOR BOTH PRESSURISED (UNVENTED) AND COMBI (VENTED) SYSTEMS.

FLOFIT+ IS WRAS APPROVED FOR USE WITH PLASTIC AND/OR COPPER PIPE, AND KITEMARKED TO BS 7291 PARTS 1, 2 & 3.



- 50 YEAR GUARANTEE
- BSI KITEMARKED ACCREDITATION
- WRAS APPROVED
- MADE IN THE UK
- LIGHTWEIGHT DESIGN
- SUPERIOR WHITE FINISH

SEE PAGES 178 - 180 FOR THE FULL RANGE OF FLOFIT+ FITTINGS AND PIPE.

WWW.FLOPLAST.CO.UK



SOIL - 110MM RING SEAL PVC-U

SOIL PIPE - PLAIN ENDED



| CODE | MANUF. CODE | SIZE | PACK |
|--------|-------------|-----------------|------|
| 840110 | SP1 | 3M GREY | 2 |
| 841110 | SP1 | 3M BLACK | 2 |
| 840115 | SP2 | 4M GREY | 2 |
| 841115 | SP2 | 4M BLACK | 2 |

SOIL PIPE - SINGLE SOCKET



| CODE | MANUF. CODE | SIZE | PACK |
|--------|-------------|-----------------|------|
| 840130 | SP3 | 3M GREY | 2 |
| 841130 | SP3 | 3M BLACK | 2 |
| 842130 | SP3 | 3M WHITE | 2 |
| 840135 | SP4 | 4M GREY | 2 |
| 841135 | SP4 | 4M BLACK | 2 |
| 842135 | SP4 | 4M WHITE | 2 |

CLIPS



| CODE | MANUF. CODE | SIZE | PACK |
|--------|-------------|----------------------------|------|
| 840310 | SP82 | PIPE CLIP - GREY | 10 |
| 841310 | SP82 | PIPE CLIP - BLACK | 10 |
| 842310 | SP82 | PIPE CLIP - WHITE | 10 |
| 840315 | SP83 | SOCKET CLIP - GREY | 10 |
| 841315 | SP83 | SOCKET CLIP - BLACK | 10 |

COUPLING - DOUBLE SOCKET



| CODE | MANUF. CODE | SIZE | PACK |
|--------|-------------|--------------|------|
| 840325 | SP105 | GREY | 20 |
| 841325 | SP105 | BLACK | 20 |
| 842325 | SP105 | WHITE | 20 |

COUPLING - SINGLE SOCKET



| CODE | MANUF. CODE | SIZE | PACK |
|--------|-------------|--------------|------|
| 840320 | SP124 | GREY | 20 |
| 841320 | SP124 | BLACK | 20 |
| 842320 | SP124 | WHITE | 20 |

92.5° SINGLE SOCKET BEND



| CODE | MANUF. CODE | SIZE | PACK |
|--------|-------------|--------------|------|
| 840335 | SP161 | GREY | 10 |
| 841335 | SP161 | BLACK | 10 |
| 842335 | SP161 | WHITE | 10 |

92.5° DOUBLE SOCKET BEND



| CODE | MANUF. CODE | SIZE | PACK |
|--------|-------------|--------------|------|
| 840340 | SP561 | GREY | 10 |
| 841340 | SP561 | BLACK | 10 |
| 842340 | SP561 | WHITE | 10 |

112.5° SINGLE SOCKET BEND



| CODE | MANUF. CODE | SIZE | PACK |
|--------|-------------|--------------|------|
| 840345 | SP162 | GREY | 10 |
| 841345 | SP162 | BLACK | 10 |
| 842345 | SP162 | WHITE | 10 |

135° DOUBLE SOCKET BEND



| CODE | MANUF. CODE | SIZE | PACK |
|--------|-------------|--------------|------|
| 840355 | SP563 | GREY | 10 |
| 841355 | SP563 | BLACK | 10 |
| 841356 | SP563 | WHITE | 10 |

135° SINGLE SOCKET BEND



| CODE | MANUF. CODE | SIZE | PACK |
|--------|-------------|--------------|------|
| 840350 | SP163 | GREY | 10 |
| 841350 | SP163 | BLACK | 10 |
| 842350 | SP163 | WHITE | 10 |

0 - 90° ADJUSTABLE BEND



| CODE | MANUF. CODE | SIZE | PACK |
|--------|-------------|--------------|------|
| 840330 | SP560 | GREY | 2 |
| 841330 | SP560 | BLACK | 2 |
| 842330 | SP560 | WHITE | 2 |

OFFSET BEND - TOP



| CODE | MANUF. CODE | SIZE | PACK |
|--------|-------------|--------------|------|
| 840440 | SP440 | GREY | 10 |
| 841440 | SP440 | BLACK | 10 |
| 842440 | SP440 | WHITE | 10 |

OFFSET BEND - BOTTOM



| CODE | MANUF. CODE | SIZE | PACK |
|--------|-------------|--------------|------|
| 840445 | SP435 | GREY | 10 |
| 841445 | SP435 | BLACK | 10 |
| 842445 | SP435 | WHITE | 10 |

92.5° BRANCH



| CODE | MANUF. CODE | SIZE | PACK |
|--------|-------------|-------|------|
| 840360 | SP190 | GREY | 5 |
| 841360 | SP190 | BLACK | 5 |
| 842360 | SP190 | WHITE | 5 |

112.5° BRANCH



| CODE | MANUF. CODE | SIZE | PACK |
|--------|-------------|-------|------|
| 840365 | SP200 | GREY | 5 |
| 841365 | SP200 | BLACK | 5 |
| 842365 | SP200 | WHITE | 5 |

135° BRANCH



| CODE | MANUF. CODE | SIZE | PACK |
|--------|-------------|-------|------|
| 840370 | SP210 | GREY | 3 |
| 841370 | SP210 | BLACK | 3 |
| 842370 | SP210 | WHITE | 3 |

92.5° DOUBLE BRANCH



| CODE | MANUF. CODE | SIZE | PACK |
|--------|-------------|-------|------|
| 840375 | SP230 | GREY | 1 |
| 841375 | SP230 | BLACK | 1 |

92.5° ACCESS BEND



| CODE | MANUF. CODE | SIZE | PACK |
|--------|-------------|-------|------|
| 840380 | SP169 | GREY | 5 |
| 841380 | SP169 | BLACK | 5 |
| 842380 | SP169 | WHITE | 5 |

92.5° CORNER BRANCH



| CODE | MANUF. CODE | SIZE | PACK |
|--------|-------------|-------|------|
| 840385 | SP232 | GREY | 1 |
| 841385 | SP232 | BLACK | 1 |

92.5° ACCESS BRANCH



| CODE | MANUF. CODE | SIZE | PACK |
|--------|-------------|-------|------|
| 840390 | SP502 | GREY | 5 |
| 841390 | SP502 | BLACK | 5 |
| 842390 | SP502 | WHITE | 5 |

SCREWED ACCESS PLUG



| CODE | MANUF. CODE | SIZE | PACK |
|--------|-------------|-------|------|
| 840405 | SP292 | GREY | 5 |
| 841405 | SP292 | BLACK | 5 |
| 842405 | SP292 | WHITE | 5 |

SOCKET PLUG



| CODE | MANUF. CODE | SIZE | PACK |
|--------|-------------|-------|------|
| 840410 | SP296 | GREY | 10 |
| 841410 | SP296 | BLACK | 10 |
| 842410 | SP296 | WHITE | 10 |

ACCESS PIPE - SOCKET/SPIGOT



| CODE | MANUF. CODE | SIZE | PACK |
|--------|-------------|-------|------|
| 840395 | SP274 | GREY | 10 |
| 841395 | SP274 | BLACK | 10 |
| 842395 | SP274 | WHITE | 10 |

ACCESS PIPE - SOCKET/SOLVENT WELD



| CODE | MANUF. CODE | SIZE | PACK |
|--------|-------------|-------|------|
| 840400 | SP275 | GREY | 5 |
| 841400 | SP275 | BLACK | 5 |

BOSS PIPE - SOCKET/SPIGOT



| CODE | MANUF. CODE | SIZE | PACK |
|--------|-------------|-------|------|
| 840425 | SP581 | GREY | 5 |
| 841425 | SP581 | BLACK | 5 |
| 842425 | SP581 | WHITE | 5 |

BOSS PIPE - SOCKET/SOLVENT WELD



| CODE | MANUF. CODE | SIZE | PACK |
|--------|-------------|-------|------|
| 840430 | SP582 | GREY | 5 |
| 841430 | SP582 | BLACK | 5 |

BOSS PIPE - SHORT



| CODE | MANUF. CODE | SIZE | PACK |
|--------|-------------|-------|------|
| 840435 | SP583 | GREY | 5 |
| 841435 | SP583 | BLACK | 5 |
| 842435 | SP583 | WHITE | 5 |

STRAP BOSS



| CODE | MANUF. CODE | SIZE | PACK |
|--------|-------------|--------------|------|
| 840415 | SP319 | GREY | 10 |
| 841415 | SP319 | BLACK | 10 |
| 842415 | SP319 | WHITE | 10 |

SOIL MANIFOLD



| CODE | MANUF. CODE | SIZE | PACK |
|--------|-------------|--------------|------|
| 840420 | SP588 | GREY | 1 |
| 841420 | SP588 | BLACK | 1 |

WEATHERING COLLAR



| CODE | MANUF. CODE | SIZE | PACK |
|--------|-------------|--------------|------|
| 840455 | SP300 | GREY | 5 |
| 841455 | SP300 | BLACK | 5 |
| 842455 | SP300 | WHITE | 5 |

VENT TERMINAL



| CODE | MANUF. CODE | SIZE | PACK |
|--------|-------------|--------------|------|
| 840460 | SP302 | GREY | 5 |
| 841460 | SP302 | BLACK | 5 |
| 842460 | SP302 | WHITE | 5 |

EXTRACT COWL



| CODE | MANUF. CODE | SIZE | PACK |
|--------|-------------|--------------|------|
| 840465 | SP310 | GREY | 1 |
| 841465 | SP310 | BLACK | 1 |
| 842465 | SP310 | WHITE | 1 |

WEATHERING SLATE



| CODE | MANUF. CODE | SIZE | PACK |
|--------|-------------|----------------------|------|
| 840580 | SP320 | 500MM x 600MM | 1 |

ROUND SHOE



| CODE | MANUF. CODE | SIZE | PACK |
|--------|-------------|--------------|------|
| 840450 | SP161A | GREY | 10 |
| 841450 | SP161A | BLACK | 10 |

RUBBER BOSS ADAPTOR - PUSH FIT



| CODE | MANUF. CODE | SIZE | PACK |
|--------|-------------|-------------|------|
| 840550 | SP10 | 32MM | 10 |
| 840555 | SP11 | 40MM | 10 |
| 840560 | SP12 | 50MM | 10 |

SOLVENT BOSS ADAPTOR



| CODE | MANUF. CODE | SIZE | PACK |
|--------|-------------|-------------------|------|
| 840510 | SP20 | 32MM GREY | 10 |
| 841510 | SP20 | 32MM BLACK | 10 |
| 842510 | SP20 | 32MM WHITE | 10 |
| 840515 | SP21 | 40MM GREY | 10 |
| 841515 | SP21 | 40MM BLACK | 10 |
| 842515 | SP21 | 40MM WHITE | 10 |
| 840520 | SP22 | 50MM GREY | 10 |
| 841520 | SP22 | 50MM BLACK | 10 |
| 842520 | SP22 | 50MM WHITE | 10 |

REDUCERS



| CODE | MANUF. CODE | SIZE | PACK |
|--------|-------------|---------------------------|------|
| 840470 | SP95 | 110MM x 50MM GREY | 10 |
| 841470 | SP95 | 110MM x 50MM BLACK | 10 |
| 840475 | SP96 | 110MM x 68MM GREY | 10 |
| 841475 | SP96 | 110MM x 68MM BLACK | 10 |
| 840480 | SP97 | 110MM x 82MM GREY | 1 |

DRAIN CONNECTOR



| CODE | MANUF. CODE | SIZE | PACK |
|--------|-------------|--------------|------|
| 840305 | SP107 | GREY | 10 |
| 841305 | SP107 | BLACK | 10 |

UNIVERSAL PIPE CONNECTOR



| CODE | MANUF. CODE | SIZE | PACK |
|--------|-------------|--------------|------|
| 840300 | SP140 | GREY | 1 |
| 841300 | SP140 | BLACK | 1 |



SEE PAGE 118
FOR FLOPLAST
ANCILLARIES

SOIL - 110MM SOLVENT PVC-U

SOIL PIPE - PLAIN ENDED



| CODE | MANUF. CODE | SIZE | PACK |
|--------|-------------|----------|------|
| 839110 | SS1 | 3M BLACK | 2 |
| 839115 | SS2 | 4M BLACK | 2 |

CLIP



| CODE | MANUF. CODE | SIZE | PACK |
|--------|-------------|-------|------|
| 839310 | SS82 | BLACK | 10 |

COUPLING - DOUBLE SOCKET



| CODE | MANUF. CODE | SIZE | PACK |
|--------|-------------|-------|------|
| 839120 | SS106 | BLACK | 10 |

COUPLING - SINGLE SOCKET



| CODE | MANUF. CODE | SIZE | PACK |
|--------|-------------|-------|------|
| 839320 | SS107 | BLACK | 10 |

90° SINGLE SOCKET BEND



| CODE | MANUF. CODE | SIZE | PACK |
|--------|-------------|-------|------|
| 839125 | SS168 | BLACK | 10 |

92.5° DOUBLE SOCKET BEND



| CODE | MANUF. CODE | SIZE | PACK |
|--------|-------------|-------|------|
| 839210 | SS561 | BLACK | 10 |

135° DOUBLE SOCKET BEND



| CODE | MANUF. CODE | SIZE | PACK |
|--------|-------------|-------|------|
| 839220 | SS563 | BLACK | 10 |

OFFSET BEND - TOP



| CODE | MANUF. CODE | SIZE | PACK |
|--------|-------------|-------|------|
| 839440 | SS440 | BLACK | 10 |

OFFSET BEND - BOTTOM



| CODE | MANUF. CODE | SIZE | PACK |
|--------|-------------|-------|------|
| 839445 | SS435 | BLACK | 10 |

92.5° BRANCH



| CODE | MANUF. CODE | SIZE | PACK |
|--------|-------------|-------|------|
| 839240 | SS191 | BLACK | 5 |

135° BRANCH



| CODE | MANUF. CODE | SIZE | PACK |
|--------|-------------|-------|------|
| 839250 | SS211 | BLACK | 5 |

92.5° ACCESS BEND - DOUBLE SOCKET



| CODE | MANUF. CODE | SIZE | PACK |
|--------|-------------|-------|------|
| 839270 | SS569 | BLACK | 5 |

92.5° ACCESS BEND - TRIPLE SOCKET



| CODE | MANUF. CODE | SIZE | PACK |
|--------|-------------|-------|------|
| 839280 | SS503 | BLACK | 5 |

ACCESS PIPE - DOUBLE SOCKET



| CODE | MANUF. CODE | SIZE | PACK |
|--------|-------------|-------|------|
| 839295 | SS275 | BLACK | 10 |

SCREWED ACCESS PLUG



| CODE | MANUF. CODE | SIZE | PACK |
|--------|-------------|-------|------|
| 839405 | SS292 | BLACK | 5 |

BOSS PIPE - SHORT



| CODE | MANUF. CODE | SIZE | PACK |
|--------|-------------|-------|------|
| 839435 | SS583 | BLACK | 5 |

STRAP BOSS



| CODE | MANUF. CODE | SIZE | PACK |
|--------|-------------|--------------|------|
| 839415 | SS319 | BLACK | 5 |

VENT TERMINAL



| CODE | MANUF. CODE | SIZE | PACK |
|--------|-------------|--------------|------|
| 839460 | SS302 | BLACK | 5 |

BOSS ADAPTOR - SOLVENT



| CODE | MANUF. CODE | SIZE | PACK |
|--------|-------------|-------------------|------|
| 839510 | SS20 | 32MM BLACK | 10 |
| 839515 | SS21 | 40MM BLACK | 10 |



SEE PAGES 172 - 176
FOR FLOPLAST
UNDERGROUND
DRAINAGE

AIR ADMITTANCE VALVES

AIR ADMITTANCE VALVE - SOLVENT

UNIVERSAL ADAPTOR TO FIT 32MM/40MM/50MM SOLVENT WASTE PIPE.



| CODE | MANUF. CODE | SIZE | PACK |
|--------|-------------|-------------------------|------|
| 842025 | AF32 | 32/40/50MM WHITE | 10 |

AIR ADMITTANCE VALVE - SOLVENT 110MM



| CODE | MANUF. CODE | SIZE | PACK |
|--------|-------------|--------------|------|
| 842035 | AV110 | GREY | 12 |
| 842045 | AV110 | BLACK | 12 |
| 842047 | AV110 | WHITE | 12 |

AIR ADMITTANCE VALVE - COMPRESSION

THIS PRODUCT IS NOT CE MARKED UNDER THE CONSTRUCTION PRODUCTS REGULATIONS 2011.



| CODE | MANUF. CODE | SIZE | PACK |
|--------|-------------|-------------------|------|
| 842020 | AV32 | 32MM WHITE | 10 |
| 842030 | AV40 | 40MM WHITE | 10 |

AIR ADMITTANCE VALVE - PUSH FIT

FOR 82MM SOLVENT CONNECTION, REMOVE SEAL FROM 110MM PUSH-FIT



| CODE | MANUF. CODE | SIZE | PACK |
|--------|-------------|-----------------------|------|
| 842100 | AF110 | 110/82MM BLACK | 12 |

AIR ADMITTANCE VALVE - EXTERNAL

FOR 82MM SOLVENT CONNECTION, REMOVE SEAL FROM 110MM PUSH-FIT



| CODE | MANUF. CODE | SIZE | PACK |
|--------|-------------|--------------|------|
| 842040 | AX110 | GREY | 12 |
| 842050 | AX110 | BLACK | 12 |
| 842060 | AX110 | WHITE | 12 |

AX110 EXTERNAL AIR ADMITTANCE VALVE
110MM PUSHFIT / 82MM SOLVENT



- FITTED WITH AN ENVIRONMENTAL MESH TO REDUCE THE RISK OF INSECTS AND ENVIRONMENTAL DEBRIS INGRESS.
- PRODUCT IS A1 TESTED AND APPROVED IN ACCORDANCE WITH BS EN 12380, WHICH ALLOWS IT TO BE INSTALLED BELOW THE FLOOD LEVEL OF CONNECTED APPLIANCES.
- APPROVED FOR USE BETWEEN -20C AND +60C WITHOUT THE USE OF INSULATION.
- CAN BE USED AS AN ADDITIONAL SECONDARY RODDING POINT.
- COMPATIBLE WITH ALL UK 110MM PLASTIC SOIL SYSTEMS MANUFACTURED TO BS EN 1329-1 OR BS EN 1453-1.
- PUSH-FIT INSTALLATION TO 110MM PIPE OR SOLVENT WELD TO 82MM PIPE.
- MUST BE INSTALLED VERTICALLY.
- CE AND KITEMARKED TO BS EN 12380 (KM512474).

FLOPLAST

HAVE YOU THOUGHT ABOUT YOUR OWN BRANDED BUCKETS?

**YOUR OWN
BRANDING
HERE**



OWN BRANDING OF BUCKETS IS AVAILABLE.

CONTACT US FOR MORE DETAILS.



**GET YOUR BRAND OUT THERE -
MAKE YOUR STORE STAND OUT!
END FEED, SOLDER RING, COMPRESSION
AND PRESSFIT RANGES FOR WATER AND GAS -
CALL 0121 744 3900 NOW!**





FLOPLAST

ABS SOLVENT WELD WASTE SYSTEM

WASTEPIPE - 3M LENGTHS



| CODE | MANUF. CODE | SIZE | PACK |
|--------|-------------|------------|------|
| 830505 | WS01 | 32MM BLACK | 20 |
| 831505 | WS01 | 32MM WHITE | 20 |
| 831305 | WS01 | 32MM GREY | 20 |
| 830705 | WS02 | 40MM BLACK | 20 |
| 831705 | WS02 | 40MM WHITE | 20 |
| 832005 | WS02 | 40MM GREY | 20 |
| 830905 | WS03 | 50MM BLACK | 10 |
| 831905 | WS03 | 50MM WHITE | 10 |
| 831910 | WS03 | 50MM GREY | 10 |

COUPLING



| CODE | MANUF. CODE | SIZE | PACK |
|--------|-------------|------------|------|
| 830535 | WS07 | 32MM BLACK | 25 |
| 831535 | WS07 | 32MM WHITE | 25 |
| 831335 | WS07 | 32MM GREY | 25 |
| 830735 | WS08 | 40MM BLACK | 25 |
| 831735 | WS08 | 40MM WHITE | 25 |
| 832035 | WS08 | 40MM GREY | 25 |
| 830935 | WS09 | 50MM BLACK | 10 |
| 831935 | WS09 | 50MM WHITE | 10 |
| 832935 | WS09 | 50MM GREY | 10 |

90° BEND



| CODE | MANUF. CODE | SIZE | PACK |
|--------|-------------|------------|------|
| 830540 | WS10 | 32MM BLACK | 25 |
| 831540 | WS10 | 32MM WHITE | 25 |
| 831340 | WS10 | 32MM GREY | 25 |
| 830740 | WS11 | 40MM BLACK | 25 |
| 831740 | WS11 | 40MM WHITE | 25 |
| 832040 | WS11 | 40MM GREY | 25 |
| 830940 | WS12 | 50MM BLACK | 10 |
| 831940 | WS12 | 50MM WHITE | 10 |

92.5° BEND



| CODE | MANUF. CODE | SIZE | PACK |
|--------|-------------|------------|------|
| 830545 | WS14 | 32MM BLACK | 25 |
| 831545 | WS14 | 32MM WHITE | 25 |
| 831345 | WS14 | 32MM GREY | 25 |
| 830745 | WS15 | 40MM BLACK | 25 |
| 831745 | WS15 | 40MM WHITE | 25 |
| 832045 | WS15 | 40MM GREY | 25 |
| 830945 | WS16 | 50MM BLACK | 10 |
| 831945 | WS16 | 50MM WHITE | 10 |

135° BEND



| CODE | MANUF. CODE | SIZE | PACK |
|--------|-------------|------------|------|
| 830550 | WS18 | 32MM BLACK | 25 |
| 831550 | WS18 | 32MM WHITE | 25 |
| 831350 | WS18 | 32MM GREY | 25 |
| 830750 | WS19 | 40MM BLACK | 25 |
| 831750 | WS19 | 40MM WHITE | 25 |
| 832050 | WS19 | 40MM GREY | 25 |
| 830950 | WS20 | 50MM BLACK | 10 |
| 831950 | WS20 | 50MM WHITE | 10 |

TEE



| CODE | MANUF. CODE | SIZE | PACK |
|--------|-------------|------------|------|
| 830555 | WS22 | 32MM BLACK | 20 |
| 831555 | WS22 | 32MM WHITE | 20 |
| 831355 | WS22 | 32MM GREY | 20 |
| 830755 | WS23 | 40MM BLACK | 20 |
| 831755 | WS23 | 40MM WHITE | 20 |
| 832055 | WS23 | 40MM GREY | 20 |
| 830955 | WS24 | 50MM BLACK | 5 |
| 831955 | WS24 | 50MM WHITE | 5 |
| 832955 | WS24 | 50MM GREY | 5 |

90° CONVERSION BEND



| CODE | MANUF. CODE | SIZE | PACK |
|--------|-------------|------------|------|
| 830560 | WS26 | 32MM BLACK | 25 |
| 831565 | WS26 | 32MM WHITE | 25 |
| 831365 | WS26 | 32MM GREY | 25 |
| 830760 | WS27 | 40MM BLACK | 25 |
| 831770 | WS27 | 40MM WHITE | 25 |
| 832070 | WS27 | 40MM GREY | 25 |
| 831960 | WS28 | 50MM WHITE | 5 |

135° CONVERSION BEND



| CODE | MANUF. CODE | SIZE | PACK |
|--------|-------------|------------|------|
| 831580 | WS76 | 32MM WHITE | 10 |
| 831380 | WS76 | 32MM GREY | 10 |
| 831785 | WS77 | 40MM WHITE | 10 |
| 832085 | WS77 | 40MM GREY | 10 |

ACCESS PLUG



| CODE | MANUF. CODE | SIZE | PACK |
|--------|-------------|------------|------|
| 830525 | WS30 | 32MM BLACK | 10 |
| 831525 | WS30 | 32MM WHITE | 10 |
| 831325 | WS30 | 32MM GREY | 10 |
| 830725 | WS31 | 40MM BLACK | 10 |
| 831725 | WS31 | 40MM WHITE | 10 |
| 832025 | WS31 | 40MM GREY | 10 |
| 830925 | WS32 | 50MM BLACK | 5 |
| 831925 | WS32 | 50MM WHITE | 5 |

CLIP



| CODE | MANUF. CODE | SIZE | PACK |
|--------|-------------|------------|------|
| 830530 | WS34 | 32MM BLACK | 100 |
| 831530 | WS34 | 32MM WHITE | 100 |
| 831330 | WS34 | 32MM GREY | 100 |
| 830730 | WS35 | 40MM BLACK | 100 |
| 831730 | WS35 | 40MM WHITE | 100 |
| 832030 | WS35 | 40MM GREY | 100 |
| 830930 | WS36 | 50MM BLACK | 10 |
| 831930 | WS36 | 50MM WHITE | 10 |

REDUCER



| CODE | MANUF. CODE | SIZE | PACK |
|--------|-------------|-------------------|------|
| 830785 | WS38 | 40MM x 32MM BLACK | 25 |
| 831800 | WS38 | 40MM x 32MM WHITE | 25 |
| 832100 | WS38 | 40MM x 32MM GREY | 25 |
| 830975 | WS39 | 50MM x 32MM BLACK | 5 |
| 831975 | WS39 | 50MM x 32MM WHITE | 5 |
| 830980 | WS40 | 50MM x 40MM BLACK | 5 |
| 831980 | WS40 | 50MM x 40MM WHITE | 5 |

BRANCH



| CODE | MANUF. CODE | SIZE | PACK |
|--------|-------------|------------|------|
| 831560 | WS42 | 32MM WHITE | 10 |
| 831760 | WS43 | 40MM WHITE | 10 |
| 832060 | WS43 | 40MM GREY | 10 |

LEVEL INVERT REDUCER



| CODE | MANUF. CODE | SIZE | PACK |
|--------|-------------|-------------------|------|
| 831795 | WS50 | 10MM x 32MM WHITE | 10 |

92.5° CROSS TEE



| CODE | MANUF. CODE | SIZE | PACK |
|--------|-------------|------------|------|
| 831765 | WS58 | 40MM WHITE | 10 |

TANK CONNECTOR



| CODE | MANUF. CODE | SIZE | PACK |
|--------|-------------|------------|------|
| 831585 | WS60 | 32MM WHITE | 10 |
| 831385 | WS60 | 32MM GREY | 10 |
| 831790 | WS61 | 40MM WHITE | 10 |
| 832090 | WS61 | 40MM GREY | 10 |

ADAPTOR - MALE



| CODE | MANUF. CODE | SIZE | PACK |
|--------|-------------|------------|------|
| 831570 | WS63 | 32MM WHITE | 5 |
| 831775 | WS64 | 40MM WHITE | 5 |

ADAPTOR - FEMALE



| CODE | MANUF. CODE | SIZE | PACK |
|--------|-------------|------------|------|
| 831575 | WS66 | 32MM WHITE | 5 |
| 831780 | WS67 | 40MM WHITE | 5 |
| 832080 | WS67 | 40MM GREY | 5 |



PUSHFIT WASTE SYSTEM

WASTEPIPE - 3M LENGTHS



| CODE | MANUF. CODE | SIZE | PACK |
|--------|-------------|------------|------|
| 820010 | WP01 | 32MM BLACK | 20 |
| 820310 | WP01 | 32MM WHITE | 20 |
| 820510 | WP01 | 32MM GREY | 20 |
| 821010 | WP02 | 40MM BLACK | 20 |
| 821310 | WP02 | 40MM WHITE | 20 |
| 821510 | WP02 | 40MM GREY | 20 |

COUPLING



| CODE | MANUF. CODE | SIZE | PACK |
|--------|-------------|------------|------|
| 820080 | WP07 | 32MM BLACK | 25 |
| 820380 | WP07 | 32MM WHITE | 25 |
| 820580 | WP07 | 32MM GREY | 25 |
| 821085 | WP08 | 40MM BLACK | 25 |
| 821385 | WP08 | 40MM WHITE | 25 |
| 821585 | WP08 | 40MM GREY | 25 |

90° BEND



| CODE | MANUF. CODE | SIZE | PACK |
|--------|-------------|------------|------|
| 820085 | WP10 | 32MM BLACK | 25 |
| 820385 | WP10 | 32MM WHITE | 25 |
| 820585 | WP10 | 32MM GREY | 25 |
| 821090 | WP11 | 40MM BLACK | 25 |
| 821390 | WP11 | 40MM WHITE | 25 |
| 821590 | WP11 | 40MM GREY | 25 |

92.5° BEND



| CODE | MANUF. CODE | SIZE | PACK |
|--------|-------------|------------|------|
| 820090 | WP14 | 32MM BLACK | 25 |
| 820390 | WP14 | 32MM WHITE | 25 |
| 820590 | WP14 | 32MM GREY | 25 |
| 821095 | WP15 | 40MM BLACK | 25 |
| 821395 | WP15 | 40MM WHITE | 25 |
| 821595 | WP15 | 40MM GREY | 25 |

135° BEND



| CODE | MANUF. CODE | SIZE | PACK |
|--------|-------------|------------|------|
| 820095 | WP18 | 32MM BLACK | 25 |
| 820395 | WP18 | 32MM WHITE | 25 |
| 820595 | WP18 | 32MM GREY | 25 |
| 821100 | WP19 | 40MM BLACK | 25 |
| 821400 | WP19 | 40MM WHITE | 25 |
| 821600 | WP19 | 40MM GREY | 25 |

90° CONVERSION BEND



| CODE | MANUF. CODE | SIZE | PACK |
|--------|-------------|------------|------|
| 820105 | WP26 | 32MM BLACK | 10 |
| 820405 | WP26 | 32MM WHITE | 10 |
| 820605 | WP26 | 32MM GREY | 10 |
| 821110 | WP27 | 40MM BLACK | 10 |
| 821410 | WP27 | 40MM WHITE | 10 |
| 821610 | WP27 | 40MM GREY | 10 |

TEE



| CODE | MANUF. CODE | SIZE | PACK |
|--------|-------------|------------|------|
| 820100 | WP22 | 32MM BLACK | 20 |
| 820400 | WP22 | 32MM WHITE | 20 |
| 820600 | WP22 | 32MM GREY | 20 |
| 821105 | WP23 | 40MM BLACK | 20 |
| 821405 | WP23 | 40MM WHITE | 20 |
| 821605 | WP23 | 40MM GREY | 20 |

SOCKET PLUG



| CODE | MANUF. CODE | SIZE | PACK |
|--------|-------------|------------|------|
| 820070 | WP30 | 32MM BLACK | 10 |
| 820370 | WP30 | 32MM WHITE | 10 |
| 820570 | WP30 | 32MM GREY | 10 |
| 821075 | WP31 | 40MM BLACK | 10 |
| 821375 | WP31 | 40MM WHITE | 10 |
| 821575 | WP31 | 40MM GREY | 10 |

CLIP



| CODE | MANUF. CODE | SIZE | PACK |
|--------|-------------|------------|------|
| 820075 | WP34 | 32MM BLACK | 100 |
| 820375 | WP34 | 32MM WHITE | 100 |
| 820575 | WP34 | 32MM GREY | 100 |
| 821080 | WP35 | 40MM BLACK | 100 |
| 821380 | WP35 | 40MM WHITE | 100 |
| 821580 | WP35 | 40MM GREY | 100 |

REDUCER



| CODE | MANUF. CODE | SIZE | PACK |
|--------|-------------|-------------------|------|
| 821070 | WP38 | 40MM x 32MM BLACK | 10 |
| 821370 | WP38 | 40MM x 32MM WHITE | 10 |
| 821570 | WP38 | 40MM x 32MM GREY | 10 |

TANK CONNECTOR



| CODE | MANUF. CODE | SIZE | PACK |
|--------|-------------|------------|------|
| 820065 | WP60 | 32MM BLACK | 10 |
| 820365 | WP60 | 32MM WHITE | 10 |
| 820565 | WP60 | 32MM GREY | 10 |
| 821065 | WP61 | 40MM BLACK | 10 |
| 821365 | WP61 | 40MM WHITE | 10 |
| 821565 | WP61 | 40MM GREY | 10 |

OVERFLOW WASTE SYSTEM 21.5MM

PIPE - 3M LENGTHS



| CODE | MANUF. CODE | SIZE | PACK |
|--------|-------------|-------|------|
| 830210 | OS01 | WHITE | 10 |
| 841210 | OS01 | BLACK | 10 |

COUPLING



| CODE | MANUF. CODE | SIZE | PACK |
|--------|-------------|-------|------|
| 830230 | OS10 | WHITE | 100 |
| 841230 | OS10 | BLACK | 100 |

90° BEND



| CODE | MANUF. CODE | SIZE | PACK |
|--------|-------------|-------|------|
| 830235 | OS11 | WHITE | 100 |
| 841235 | OS11 | BLACK | 100 |

135° BEND



| CODE | MANUF. CODE | SIZE | PACK |
|--------|-------------|-------|------|
| 830240 | OS12 | WHITE | 100 |
| 841240 | OS12 | BLACK | 100 |

TEE



| CODE | MANUF. CODE | SIZE | PACK |
|--------|-------------|-------|------|
| 830245 | OS13 | WHITE | 100 |
| 841245 | OS13 | BLACK | 100 |

TANK CONNECTOR - STRAIGHT



| CODE | MANUF. CODE | SIZE | PACK |
|--------|-------------|-------|------|
| 830250 | OS14 | WHITE | 25 |
| 841560 | OS14 | BLACK | 25 |

TANK CONNECTOR - BENT



| CODE | MANUF. CODE | SIZE | PACK |
|--------|-------------|-------|------|
| 830255 | OS15 | WHITE | 25 |
| 841255 | OS15 | BLACK | 25 |

CLIP



| CODE | MANUF. CODE | SIZE | PACK |
|--------|-------------|-------|------|
| 830260 | OS16 | WHITE | 100 |
| 841260 | OS16 | BLACK | 100 |

WASTE REDUCER



| CODE | MANUF. CODE | SIZE | PACK |
|--------|-------------|------------|------|
| 830265 | OS17 | 32MM WHITE | 10 |
| 841265 | OS17 | 32MM BLACK | 10 |
| 830270 | OS18 | 40MM WHITE | 10 |
| 841270 | OS18 | 40MM BLACK | 10 |



112MM HALF ROUND GUTTERING AND FITTINGS

GUTTER



| CODE | MANUF. CODE | SIZE | PACK |
|--------|-------------|----------|------|
| 800110 | RG2 | 2M BLACK | 6 |
| 800111 | RG2 | 2M WHITE | 6 |
| 800112 | RG2 | 2M GREY | 6 |
| 800115 | RG4 | 4M BLACK | 6 |

90° ANGLE



| CODE | MANUF. CODE | SIZE | PACK |
|--------|-------------|-------|------|
| 800210 | RA1 | BLACK | 20 |

135° ANGLE



| CODE | MANUF. CODE | SIZE | PACK |
|--------|-------------|-------|------|
| 800215 | RA2 | BLACK | 20 |

ADJUSTABLE ANGLE



| CODE | MANUF. CODE | SIZE | PACK |
|--------|-------------|-------|------|
| 800225 | RA3 | BLACK | 1 |

FASCIA BRACKET



| CODE | MANUF. CODE | SIZE | PACK |
|--------|-------------|-------|------|
| 800250 | RK1 | BLACK | 100 |

UNION BRACKET



| CODE | MANUF. CODE | SIZE | PACK |
|--------|-------------|-------|------|
| 800255 | RU1 | BLACK | 30 |

STOPEND - EXTERNAL



| CODE | MANUF. CODE | SIZE | PACK |
|--------|-------------|-------|------|
| 800260 | RE1 | BLACK | 20 |

STOPEND - INTERNAL



| CODE | MANUF. CODE | SIZE | PACK |
|--------|-------------|-------|------|
| 800265 | RE2 | BLACK | 20 |

STOPEND OUTLET



| CODE | MANUF. CODE | SIZE | PACK |
|--------|-------------|-------|------|
| 800270 | RO2 | BLACK | 20 |

RUNNING OUTLET



| CODE | MANUF. CODE | SIZE | PACK |
|--------|-------------|-------|------|
| 800275 | RO1 | BLACK | 20 |

UNIVERSAL FASCIA BRACKET SPACER 8MM



| CODE | MANUF. CODE | SIZE | PACK |
|--------|-------------|-------|------|
| 800295 | RS9 | BLACK | 10 |

ADAPTOR TO CAST IRON OGEE RH



| CODE | MANUF. CODE | SIZE | PACK |
|--------|-------------|-------|------|
| 800620 | RD3 | BLACK | 10 |

ADAPTOR TO CAST IRON OGEE LH



| CODE | MANUF. CODE | SIZE | PACK |
|--------|-------------|-------|------|
| 800625 | RD4 | BLACK | 10 |

ADAPTOR TO HALF ROUND CAST IRON



| CODE | MANUF. CODE | SIZE | PACK |
|--------|-------------|-------|------|
| 800640 | RD5 | BLACK | 10 |



68MM ROUND DOWNPIPE AND FITTINGS

DOWNPIPE



| CODE | MANUF. CODE | SIZE | PACK |
|--------|-------------|------------|------|
| 800400 | RP2.5 | 2.5M BLACK | 6 |
| 800401 | RP2.5 | 2.5M WHITE | 6 |
| 800402 | RP2.5 | 2.5M GREY | 6 |
| 800405 | RP4 | 4M BLACK | 6 |
| 832405 | RP4 | 4M GREY | 6 |
| 800410 | RP5.5 | 5.5M BLACK | 6 |

112.5° OFFSET BEND



| CODE | MANUF. CODE | SIZE | PACK |
|--------|-------------|-------|------|
| 800510 | RB2 | BLACK | 30 |

67.5° OFFSET BRANCH



| CODE | MANUF. CODE | SIZE | PACK |
|--------|-------------|-------|------|
| 800515 | RY1 | BLACK | 10 |

92.5° OFFSET BEND



| CODE | MANUF. CODE | SIZE | PACK |
|--------|-------------|-------|------|
| 800520 | RB1 | BLACK | 20 |

SOCKET AND FIXING LUGS



| CODE | MANUF. CODE | SIZE | PACK |
|--------|-------------|-------|------|
| 800530 | RS2 | BLACK | 10 |

SOCKET



| CODE | MANUF. CODE | SIZE | PACK |
|--------|-------------|-------|------|
| 800540 | RS1 | BLACK | 20 |

PIPE CLIP



| CODE | MANUF. CODE | SIZE | PACK |
|--------|-------------|-------|------|
| 800550 | RC1 | BLACK | 100 |

SHOE



| CODE | MANUF. CODE | SIZE | PACK |
|--------|-------------|-------|------|
| 800560 | RB3 | BLACK | 30 |

SHOE AND FIXING LUGS



| CODE | MANUF. CODE | SIZE | PACK |
|--------|-------------|-------|------|
| 800565 | RB4 | BLACK | 10 |

CLASSIC PIPE CLIP



| CODE | MANUF. CODE | SIZE | PACK |
|--------|-------------|-------|------|
| 800570 | RC4 | BLACK | 10 |

SINGLE FIX PIPE CLIP



| CODE | MANUF. CODE | SIZE | PACK |
|--------|-------------|-------|------|
| 800575 | RC3 | BLACK | 10 |

HOPPER



| CODE | MANUF. CODE | SIZE | PACK |
|--------|-------------|-------|------|
| 800545 | RHS1 | BLACK | 1 |

ACCESS PIPE



| CODE | MANUF. CODE | SIZE | PACK |
|--------|-------------|-------|------|
| 800580 | RX1 | BLACK | 5 |

DOWNPIPE SPACER 8MM



| CODE | MANUF. CODE | SIZE | PACK |
|--------|-------------|-------|------|
| 800585 | RC9 | BLACK | 10 |



UNDERGROUND DRAINAGE PVC-U 110MM

PIPE - PLAIN END



| CODE | MANUF. CODE | SIZE | PACK |
|--------|-------------|------|------|
| 850010 | D043 | 3M | 1 |
| 850020 | D046 | 6M | 1 |

PIPE - SINGLE SOCKET



| CODE | MANUF. CODE | SIZE | PACK |
|--------|-------------|------|------|
| 850015 | D143 | 3M | 1 |
| 850025 | D146 | 6M | 1 |

COUPLING - SINGLE SOCKET



| CODE | MANUF. CODE | SIZE | PACK |
|--------|-------------|---------------|------|
| 850030 | D124 | SINGLE SOCKET | 1 |

COUPLING - DOUBLE SOCKET



REMOVABLE CENTRE STOP FOR USE AS SLIP COUPLING.

| CODE | MANUF. CODE | SIZE | PACK |
|--------|-------------|---------------|------|
| 850035 | D105 | DOUBLE SOCKET | 1 |

BEND - SINGLE SOCKET



| CODE | MANUF. CODE | SIZE | PACK |
|--------|-------------|-------|------|
| 850000 | D161 | 87.5° | 1 |
| 850040 | D163 | 45° | 1 |
| 850055 | D164 | 30° | 1 |
| 850045 | D167 | 15° | 1 |

BEND - DOUBLE SOCKET



| CODE | MANUF. CODE | SIZE | PACK |
|--------|-------------|-------|------|
| 850005 | D561 | 87.5° | 1 |
| 850050 | D563 | 45° | 1 |
| 850060 | D564 | 30° | 1 |
| 850065 | D567 | 15° | 1 |

REST BEND - DOUBLE SOCKET



| CODE | MANUF. CODE | SIZE | PACK |
|--------|-------------|-------|------|
| 850070 | D570 | 87.5° | 1 |

SETTLEMENT REST BEND - DOUBLE SOCKET



| CODE | MANUF. CODE | SIZE | PACK |
|--------|-------------|-------------------|------|
| 850075 | D571 | 87.5° LONG RADIUS | 1 |

ADJUSTABLE BEND - DOUBLE SOCKET



| CODE | MANUF. CODE | SIZE | PACK |
|--------|-------------|-------|------|
| 850080 | D560 | 0-90° | 1 |

LONG RADIUS BEND - PLAIN END



| CODE | MANUF. CODE | SIZE | PACK |
|--------|-------------|---------------------------|------|
| 850090 | D281 | 87.5° | 1 |
| 850095 | D283 | 45° | 1 |
| 850100 | D581 | 87.5° WITH CHANNEL ACCESS | 1 |
| 850105 | D583 | 45° WITH CHANNEL ACCESS | 1 |

NON RETURN VALVE



| CODE | MANUF. CODE | SIZE | PACK |
|--------|-------------|------------------|------|
| 850085 | D550 | NON RETURN VALVE | 1 |

EQUAL JUNCTION



| CODE | MANUF. CODE | SIZE | PACK |
|--------|-------------|---------------------|------|
| 850115 | D190 | 87.5° DOUBLE SOCKET | 1 |
| 850120 | D210 | 45° DOUBLE SOCKET | 1 |
| 850125 | D191 | 87.5° TRIPLE SOCKET | 1 |
| 850130 | D211 | 45° TRIPLE SOCKET | 1 |

ACCESS BEND



SOCKET/SPIGOT

| CODE | MANUF. CODE | SIZE | PACK |
|--------|-------------|-------|------|
| 850250 | D169 | 87.5° | 1 |

ACCESS PIPE



SOCKET/SPIGOT

| CODE | MANUF. CODE | SIZE | PACK |
|--------|-------------|-------------|------|
| 850240 | D274 | ACCESS PIPE | 1 |

SCREWED ACCESS CAP



| CODE | MANUF. CODE | SIZE | PACK |
|--------|-------------|------------|------|
| 850245 | D292 | ACCESS CAP | 1 |

RODDING POINT

RODDING POINT WITH SEALED ACCESS COVER.



| CODE | MANUF. CODE | SIZE | PACK |
|--------|-------------|---------------------|------|
| 850220 | D881 | 45° OVAL - SPIGOT | 1 |
| 850225 | D882 | 45° OVAL - SOCKET | 1 |
| 850230 | D883 | 45° SQUARE - SPIGOT | 1 |
| 850235 | D884 | 45° SQUARE - SOCKET | 1 |

DRAINGUARD

FITS ROUND AND SQUARE DOWNPIPE.



| CODE | MANUF. CODE | SIZE | PACK |
|--------|-------------|-------|------|
| 850110 | DG1 | BLACK | 1 |

UNIVERSAL GULLY TRAP

SOCKET/SPIGOT



| CODE | MANUF. CODE | SIZE | PACK |
|--------|-------------|------|------|
| 850185 | D500 | 45° | 1 |

LOW BACK P-TRAP



| CODE | MANUF. CODE | SIZE | PACK |
|--------|-------------|-----------------|------|
| 850180 | D501 | LOW BACK P-TRAP | 1 |

LEAF/DEBRIS INTERCEPTOR GULLY



| CODE | MANUF. CODE | SIZE | PACK |
|--------|-------------|-------|------|
| 850195 | D94 | BLACK | 1 |

SQUARE GRID



| CODE | MANUF. CODE | SIZE | PACK |
|--------|-------------|-------|------|
| 850200 | D502 | BLACK | 1 |

SQUARE HOPPER

INCLUDING POLYPROPYLENE GRID



| CODE | MANUF. CODE | SIZE | PACK |
|--------|-------------|---------------|------|
| 850190 | D504 | SQUARE HOPPER | 1 |

SQUARE BLANK COVER GRID



| CODE | MANUF. CODE | SIZE | PACK |
|--------|-------------|-------|------|
| 850215 | D508 | BLACK | 1 |

RECTANGULAR HOPPER

INCLUDING POLYPROPYLENE GRID



| CODE | MANUF. CODE | SIZE | PACK |
|--------|-------------|--------------------|------|
| 850205 | D506 | RECTANGULAR HOPPER | 1 |

RECTANGULAR BLANK COVER GRID



| CODE | MANUF. CODE | SIZE | PACK |
|--------|-------------|-------|------|
| 850210 | D507 | BLACK | 1 |

BOTTLE GULLY TRAP CIRCULAR GRID



| CODE | MANUF. CODE | SIZE | PACK |
|--------|-------------|---------------|------|
| 850145 | D510 | CIRCULAR GRID | 1 |

BOTTLE GULLY TRAP RECTANGULAR GRID



| CODE | MANUF. CODE | SIZE | PACK |
|--------|-------------|------------------|------|
| 850160 | D520 | RECTANGULAR GRID | 1 |

BOTTLE GULLY TRAP BACK INLET RECTANGULAR GRID



| CODE | MANUF. CODE | SIZE | PACK |
|--------|-------------|---|------|
| 850165 | D530 | BOTTLE GULLY TRAP BACK INLET RECTANGULAR GRID | 1 |

BOTTLE GULLY TRAP BACK INLET CIRCULAR GRID



| CODE | MANUF. CODE | SIZE | PACK |
|--------|-------------|--|------|
| 850170 | D540 | BOTTLE GULLY TRAP BACK INLET CIRCULAR GRID | 1 |

BOTTLE GULLY TRAP ROUND HOPPER AND GRID



| CODE | MANUF. CODE | SIZE | PACK |
|--------|-------------|---|------|
| 850150 | D514 | BOTTLE GULLY TRAP ROUND HOPPER AND GRID | 1 |

BOTTLE GULLY TRAP RECTANGULAR HOPPER AND GRID



| CODE | MANUF. CODE | SIZE | PACK |
|--------|-------------|---|------|
| 850155 | D524 | BOTTLE GULLY TRAP ROUND HOPPER AND GRID | 1 |

BOTTLE GULLY TRAP 200MM RISER

| CODE | MANUF. CODE | SIZE | PACK |
|--------|-------------|--------------------------------------|------|
| 850175 | D505 | BOTTLE GULLY TRAP 200MM RISER | 1 |

UNIVERSAL WASTE REDUCER

| CODE | MANUF. CODE | SIZE | PACK |
|--------|-------------|-------------------|------|
| 850345 | D95 | 32/40/50MM | 1 |

UNIVERSAL RAINWATER REDUCER

| CODE | MANUF. CODE | SIZE | PACK |
|--------|-------------|---------------------|------|
| 850340 | D96 | SQUARE/ROUND | 1 |

LEVEL INVERT REDUCER

SOCKET/SPIGOT



| CODE | MANUF. CODE | SIZE | PACK |
|--------|-------------|----------------------|------|
| 850135 | D99 | 160MM X 110MM | 1 |

CLAY ADAPTOR D/S

| CODE | MANUF. CODE | SIZE | PACK |
|--------|-------------|---------------------------------|------|
| 850330 | D100 | SUPERSLEEVE (BLACK ONLY) | 1 |
| 850335 | D101 | HEPSLEEVE (BLACK ONLY) | 1 |

FLEXIBLE RUBBER COUPLING

| CODE | MANUF. CODE | SIZE | PACK |
|--------|-------------|--|------|
| 850320 | D102 | 98MM - 115MM | 1 |
| 850325 | D103 | REDUCER 98 - 115MM X120 - 136MM | 1 |

SOCKET PLUG

| CODE | MANUF. CODE | SIZE | PACK |
|--------|-------------|--------------------|------|
| 850140 | D296 | SOCKET PLUG | 1 |



**UNDERGROUND DRAINAGE PVC-U 110MM
LARGE INSPECTION CHAMBER - 450MM DIAMETER**

**270MM DEEP CHAMBER BASE
- FLEXIBLE INLETS**

5 x 110MM FLEXIBLE INLETS.
SUPPLIED WITH 4 SOCKET PLUGS
(ALLOWS FOR 0-20° OF MOVEMENT).



| CODE | MANUF. CODE | SIZE | PACK |
|--------|-------------|--|------|
| 850270 | D900 | 270MM DEEP CHAMBER BASE - FLEXIBLE INLETS | 1 |

**270MM DEEP CHAMBER BASE
- FIXED INLETS**

5 x 110MM FIXED INLETS.
SUPPLIED WITH 4 SOCKET PLUGS



| CODE | MANUF. CODE | SIZE | PACK |
|--------|-------------|---|------|
| 850265 | D910 | 270MM DEEP CHAMBER BASE - FIXED INLETS | 1 |

EXTENSION RISER AND SEALING RING

EXTENSION RISER: CUT TO SIZE.
SEALING RING: USE WITH EACH RISER



| CODE | MANUF. CODE | SIZE | PACK |
|--------|-------------|---------------------------|------|
| 850490 | D915 | 235MM | 1 |
| 850290 | D935 | RISER SEALING RING | 1 |

PLASTIC COVER AND FRAME

A15 RATING.



| CODE | MANUF. CODE | SIZE | PACK |
|--------|-------------|---|------|
| 850280 | D930 | 450MM | 1 |
| 850285 | D931 | 450MM WITH 350MM RESTRICTED ACCESS | 1 |

**CAST IRON COVER AND
PLASTIC FRAME**

A15 RATING.
FORE REPLACEMENT PURPOSES ONLY.



| CODE | MANUF. CODE | SIZE | PACK |
|--------|-------------|----------------------------------|------|
| 850295 | D923 | CAST IRON COVER AND FRAME | 1 |

**BLOCK PAVING COVER SQUARE/ROUND
FRAME**



| CODE | MANUF. CODE | SIZE | PACK |
|--------|-------------|--------------|------|
| 850300 | D933 | 450MM | 1 |

DUCTILE IRON COVER/FRAME

B125 RATING.
CONFORMS TO THE REQUIREMENTS OF SFA7.



| CODE | MANUF. CODE | SIZE | PACK |
|--------|-------------|--------------|------|
| 850305 | D934 | 450MM | 1 |

**UNDERGROUND DRAINAGE PVC-U 110MM
MINI ACCESS CHAMBER - 300MM DIAMETER**

**270MM DEEP CHAMBER BASE
- FLEXIBLE INLETS**

5 x 110MM FLEXIBLE INLETS.
SUPPLIED WITH 4 SOCKET PLUGS
(ALLOWS FOR 0-20° OF MOVEMENT).



| CODE | MANUF. CODE | SIZE | PACK |
|--------|-------------|--|------|
| 850375 | D800 | 270MM DEEP CHAMBER BASE - FLEXIBLE INLETS | 1 |

**270MM DEEP CHAMBER BASE 45° INLET
- FLEXIBLE INLETS**

3 x 110MM FLEXIBLE INLETS.
SUPPLIED WITH 2 SOCKET PLUGS
(ALLOWS FOR 0-20° OF MOVEMENT).



| CODE | MANUF. CODE | SIZE | PACK |
|--------|-------------|--|------|
| 850380 | D801 | 270MM DEEP CHAMBER BASE 45° INLET - FLEXIBLE INLETS | 1 |

**270MM DEEP CHAMBER BASE 90° INLET
- FLEXIBLE INLETS**

3 x 110MM FLEXIBLE INLETS.
SUPPLIED WITH 2 SOCKET PLUGS
(ALLOWS FOR 0-20° OF MOVEMENT).



| CODE | MANUF. CODE | SIZE | PACK |
|--------|-------------|--|------|
| 850385 | D802 | 270MM DEEP CHAMBER BASE 45° INLET - FLEXIBLE INLETS | 1 |

**270MM DEEP CHAMBER BASE 45° INLET
- FIXED INLETS**

3 x 110MM FIXED INLETS.
SUPPLIED WITH 2 SOCKET PLUGS.



| CODE | MANUF. CODE | SIZE | PACK |
|--------|-------------|--|------|
| 850255 | D810 | 270MM DEEP CHAMBER BASE 45° INLET - FLEXIBLE INLETS | 1 |

CHAMBER RISER 200MM

WITH INTEGRAL RUBBER RING.
60/100/150MM CUT DOWN FACILITY.



| CODE | MANUF. CODE | SIZE | PACK |
|--------|-------------|----------------------------|------|
| 850260 | D822 | CHAMBER RISER 200MM | 1 |

**SEALED PLASTIC SCREW DOWN COVER AND
FRAME - SQUARE**

A15 RATING.



| CODE | MANUF. CODE | SIZE | PACK |
|--------|-------------|--------------|------|
| 850360 | D830 | 340MM | 1 |

BLOCK PAVING COVER SQUARE/ROUND



| CODE | MANUF. CODE | SIZE | PACK |
|--------|-------------|--------------|------|
| 850365 | D932 | 300MM | 1 |

UNDERGROUND DRAINAGE PVC-U 160MM

PIPE - PLAIN END



| CODE | MANUF. CODE | SIZE | PACK |
|--------|-------------|------|------|
| 850400 | 6D046 | 6M | 1 |

PIPE - SINGLE SOCKET



| CODE | MANUF. CODE | SIZE | PACK |
|--------|-------------|------|------|
| 850395 | 6D143 | 3M | 1 |
| 850405 | 6D146 | 6M | 1 |

COUPLING - DOUBLE SOCKET

REMOVABLE CENTRE STOP FOR USE AS SLIP COUPLING.



| CODE | MANUF. CODE | SIZE | PACK |
|--------|-------------|------------------------|------|
| 850410 | 6D105 | COUPLING DOUBLE SOCKET | 1 |

BEND - SINGLE SOCKET



| CODE | MANUF. CODE | SIZE | PACK |
|--------|-------------|-------|------|
| 850420 | 6D161 | 87.5° | 1 |
| 850425 | 6D163 | 45° | 1 |
| 850430 | 6D164 | 30° | 1 |
| 850415 | 6D167 | 15° | 1 |

BEND - DOUBLE SOCKET



| CODE | MANUF. CODE | SIZE | PACK |
|--------|-------------|-------|------|
| 850440 | 6D561 | 87.5° | 1 |
| 850445 | 6D563 | 45° | 1 |
| 850450 | 6D564 | 30° | 1 |
| 850435 | 6D567 | 15° | 1 |

FLEXIBLE RUBBER COUPLING



| CODE | MANUF. CODE | SIZE | PACK |
|--------|-------------|-----------------------------------|------|
| 850510 | 6D102 | CAST IRON / 160MM | 1 |
| 850515 | 6D104 | REDUCER 160 - 180MM X 180 - 200MM | 1 |

EQUAL JUNCTION



| CODE | MANUF. CODE | SIZE | PACK |
|--------|-------------|---------------------|------|
| 850455 | 6D190 | 87.5° DOUBLE SOCKET | 1 |
| 850460 | 6D210 | 45° DOUBLE SOCKET | 1 |
| 850465 | 6D191 | 87.5° TRIPLE SOCKET | 1 |
| 850470 | 6D211 | 45° TRIPLE SOCKET | 1 |

UNEQUAL JUNCTIONS - DOUBLE SOCKET

160MM x 110MM



| CODE | MANUF. CODE | SIZE | PACK |
|--------|-------------|-------|------|
| 850475 | 6D198 | 87.5° | 1 |
| 850480 | 6D218 | 45° | 1 |

LARGE INSPECTION CHAMBER - 450MM DIAMETER

90° CHAMBER BASE WITH 2 x 45° 110MM INLETS.



| CODE | MANUF. CODE | SIZE | PACK |
|--------|-------------|---------------|------|
| 850485 | 6D900 | 160MM x 160MM | 1 |



DOMESTIC CHANNEL DRAINAGE 110MM

CHANNEL DRAIN WITH POLYPROPYLENE GRATE



| CODE | MANUF. CODE | SIZE | PACK |
|--------|-------------|------|------|
| 850530 | D700 | 1M | 1 |

DRAIN CORNER WITH POLYPROPYLENE GRATE



| CODE | MANUF. CODE | SIZE | PACK |
|--------|-------------|--------------|------|
| 850535 | D710 | DRAIN CORNER | 1 |

GARAGE PACK WITH POLYPROPYLENE GRATE

CONSISTS OF 3 x 1 M CHANNEL LENGTHS PLUS 1 x END CAP & 1 x END OUTLET



| CODE | MANUF. CODE | SIZE | PACK |
|--------|-------------|-------------|------|
| 850540 | D750 | GARAGE PACK | 1 |

DRAIN END PACK



| CODE | MANUF. CODE | SIZE | PACK |
|--------|-------------|---------------|------|
| 850545 | D711 | DRAIN END CAP | 1 |

DRAIN END OUTLET



| CODE | MANUF. CODE | SIZE | PACK |
|--------|-------------|------------------|------|
| 850550 | D712 | DRAIN END OUTLET | 1 |

CHANNEL DRAIN SUMP/TRAP UNIT AND BASKET



| CODE | MANUF. CODE | SIZE | PACK |
|--------|-------------|----------------------|------|
| 850555 | D732 | DRAIN SUMP/TRAP UNIT | 1 |

THRESHOLD CHANNEL DRAIN



| CODE | MANUF. CODE | SIZE | PACK |
|--------|-------------|------|------|
| 850560 | D730 | 1M | 1 |

CHANNEL DRAIN WITH GALVANISED GRATE



| CODE | MANUF. CODE | SIZE | PACK |
|--------|-------------|------|------|
| 850570 | D701 | 1M | 1 |

DRAIN CORNER WITH GALVANISED GRATE



| CODE | MANUF. CODE | SIZE | PACK |
|--------|-------------|--------------|------|
| 850575 | D720 | DRAIN CORNER | 1 |

GARAGE PACK WITH GALVANISED GRATE

CONSISTS OF 3 x 1 M CHANNEL LENGTHS PLUS 1 x END CAP & 1 x END OUTLET



| CODE | MANUF. CODE | SIZE | PACK |
|--------|-------------|-------------|------|
| 850580 | D751 | GARAGE PACK | 1 |

CHANNEL DRAIN JOINTING CLIP



| CODE | MANUF. CODE | SIZE | PACK |
|--------|-------------|---------------|------|
| 850565 | D734 | JOINTING CLIP | 1 |



FloFit+

FOR A FASTER, EASIER AND MORE COST EFFECTIVE INSTALLATION.

THE ALL-NEW FLEXIBLE PUSH-FIT HOT AND COLD PLUMBING SYSTEM.

FLOFIT+ IS A FLEXIBLE AND FULLY DEMOUNTABLE PUSH-FIT PLUMBING SYSTEM SUITABLE FOR ALL DOMESTIC AND SMALL COMMERCIAL HOT & COLD WATER INSTALLATIONS, INCLUDING CENTRAL HEATING SYSTEMS FOR BOTH PRESSURISED (UNVENTED) AND COMBI (VENTED) SYSTEMS.

FLOFIT+ ENABLES THE INSTALLER TO UNDERTAKE A FASTER, EASIER AND MORE COST EFFECTIVE INSTALLATION. INDEPENDENT TESTING CONFIRMS TIME SAVINGS OF UP TO 40% COMPARED WITH TRADITIONAL PLUMBING MATERIALS.

FLOFIT+ HAS A WIDE RANGE OF FITTINGS IN 10MM, 15MM, 22MM AND 28MM SIZES, WHICH ARE BOTH WRAS APPROVED FOR USE WITH PLASTIC AND/OR COPPER PIPE, AND KITEMARKED TO BS 7291 PARTS 1, 2 & 3.



POLYBUTYLENE & PEX PIPE

EASY-LAY POLYBUTYLENE (PB) PIPE (COILS)



| CODE | MANUF. CODE | SIZE | PACK |
|--------|-------------|-------------|------|
| 890400 | 123401 | 10MM x 25M | 1 |
| 890402 | 123402 | 10MM x 50M | 1 |
| 890404 | 123403 | 10MM x 100M | 1 |
| 890406 | 124401 | 15MM x 25M | 1 |
| 890408 | 124402 | 15MM x 50M | 1 |
| 890410 | 124403 | 15MM x 100M | 1 |
| 890412 | 125401 | 22MM x 25M | 1 |
| 890414 | 125402 | 22MM x 50M | 1 |
| 890416 | 126401 | 28MM x 25M | 1 |
| 890418 | 126402 | 28MM x 50M | 1 |

EASY-LAY POLYBUTYLENE (PB) PIPE (LENGTHS)



PRICED AS 1 = 1 LENGTH. ORDER AS PACK QUANTITIES AS INDICATED.

| CODE | MANUF. CODE | SIZE | PACK |
|--------|-------------|-----------|------|
| 890430 | 124400 | 15MM x 3M | 20 |
| 980432 | 125400 | 22MM x 3M | 10 |

PEX BARRIER PIPE (LENGTHS)



PRICED AS 1 = 1 LENGTH. ORDER AS PACK QUANTITIES AS INDICATED.

| CODE | MANUF. CODE | SIZE | PACK |
|--------|-------------|-----------|------|
| 890440 | 121400 | 15MM x 3M | 20 |
| 890442 | 122400 | 22MM x 3M | 10 |
| 890444 | 122413 | 28MM x 3M | 10 |

FITTINGS

COUPLING



| CODE | MANUF. CODE | SIZE | PACK |
|--------|-------------|------|------|
| 890030 | FC10 | 10MM | 10 |
| 890035 | FC15 | 15MM | 10 |
| 890040 | FC22 | 22MM | 10 |
| 890045 | FC28 | 28MM | 2 |

REDUCING COUPLING



| CODE | MANUF. CODE | SIZE | PACK |
|--------|-------------|-------------|------|
| 890110 | FRC15 | 15MM x 10MM | 5 |
| 890115 | FRC22 | 22MM x 15MM | 5 |

STEM REDUCER



| CODE | MANUF. CODE | SIZE | PACK |
|--------|-------------|-------------|------|
| 890195 | FSR1015 | 10MM x 15MM | 5 |
| 890200 | FSR1522 | 15MM x 22MM | 5 |
| 890205 | FSR1528 | 15MM x 28MM | 1 |
| 890210 | FSR2228 | 22MM x 28MM | 1 |

ELBOW



| CODE | MANUF. CODE | SIZE | PACK |
|--------|-------------|------|------|
| 890005 | FB10 | 10MM | 10 |
| 890010 | FB15 | 15MM | 10 |
| 890015 | FB22 | 22MM | 10 |
| 890020 | FB28 | 28MM | 2 |

STEM ELBOW



| CODE | MANUF. CODE | SIZE | PACK |
|--------|-------------|------|------|
| 890180 | FS10 | 10MM | 5 |
| 890185 | FS15 | 15MM | 5 |
| 890190 | FS22 | 22MM | 5 |

TEE



| CODE | MANUF. CODE | SIZE | PACK |
|--------|-------------|------|------|
| 890215 | FT10 | 10MM | 10 |
| 890220 | FT15 | 15MM | 10 |
| 890225 | FT22 | 22MM | 10 |
| 890230 | FT28 | 28MM | 2 |

REDUCING TEE - END



| CODE | MANUF. CODE | SIZE | PACK |
|--------|-------------|--------------------|------|
| 890140 | FRT221522 | 22MM x 15MM x 22MM | 5 |
| 890165 | FRT282228 | 28MM x 22MM x 28MM | 2 |

REDUCING TEE - BRANCH



| CODE | MANUF. CODE | SIZE | PACK |
|--------|-------------|--------------------|------|
| 890125 | FRT151510 | 15MM x 15MM x 10MM | 5 |
| 890145 | FRT222210 | 22MM x 22MM x 10MM | 5 |
| 890150 | FRT222215 | 22MM x 22MM x 15MM | 5 |
| 890170 | FRT282815 | 28MM x 28MM x 15MM | 2 |
| 890175 | FRT282822 | 28MM x 28MM x 22MM | 2 |

REDUCING TEE - BRANCH AND ONE END



| CODE | MANUF. CODE | SIZE | PACK |
|--------|-------------|--------------------|------|
| 890120 | FRT151010 | 15MM x 10MM x 10MM | 5 |
| 890135 | FRT221515 | 22MM x 15MM x 15MM | 5 |
| 890160 | FRT282822 | 28MM x 28MM x 22MM | 2 |

REDUCING TEE - BOTH ENDS



| CODE | MANUF. CODE | SIZE | PACK |
|--------|-------------|--------------------|------|
| 890130 | FRT151522 | 15MM x 15MM x 22MM | 5 |
| 890155 | FRT222228 | 22MM x 22MM x 28MM | 2 |

STOPEND



| CODE | MANUF. CODE | SIZE | PACK |
|--------|-------------|------|------|
| 890090 | FE10 | 10MM | 10 |
| 890095 | FE15 | 15MM | 10 |
| 890100 | FE22 | 22MM | 10 |
| 890105 | FE28 | 28MM | 2 |

PIPE INSERT



PRICED AS 1 = 1 PACK. ORDER AS PACK QUANTITIES AS INDICATED.

| CODE | MANUF. CODE | SIZE | PACK |
|--------|-------------|-------------------|------|
| 890250 | FXI10 | 10MM (PACK OF 50) | 1 |
| 890255 | FXI15 | 15MM (PACK OF 50) | 1 |
| 890260 | FXI22 | 22MM (PACK OF 50) | 1 |
| 890265 | FXI28 | 28MM (PACK OF 20) | 1 |

TAP CONNECTOR - STRAIGHT



| CODE | MANUF. CODE | SIZE | PACK |
|--------|-------------|-------------|------|
| 890235 | FTC1512 | 15MM x 1/2" | 5 |
| 890240 | FTC1534 | 15MM x 3/4" | 5 |
| 890245 | FTC2234 | 22MM x 3/4" | 5 |

TAP CONNECTOR - BENT



| CODE | MANUF. CODE | SIZE | PACK |
|--------|-------------|-------------|------|
| 890025 | FBC1512 | 15MM x 1/2" | 5 |

FLEXIBLE HOSE



| CODE | MANUF. CODE | SIZE | PACK |
|--------|-------------|---------------------|------|
| 890270 | FH10 | 15MM x 1/2" x 300MM | 1 |
| 890275 | FH12 | 15MM x 3/4" x 300MM | 1 |
| 890285 | FH20 | 22MM x 3/4" x 300MM | 1 |
| 890280 | FH15 | 15MM x 15MM x 300MM | 1 |
| 890290 | FH22 | 22MM x 22MM x 300MM | 1 |

ISOLATING VALVE - CHROME



| CODE | MANUF. CODE | SIZE | PACK |
|--------|-------------|------|------|
| 890295 | FV15 | 15MM | 1 |

COLLET CLIP



SOLD IN PACKS. 1 = 1 PACK 10/50 WHERE INDICATED.


| CODE | MANUF. CODE | SIZE | PACK |
|--------|-------------|-----------|------|
| 890050 | FCB10 | 10MM BLUE | 100 |
| 890055 | FCB15 | 15MM BLUE | 100 |
| 890060 | FCB22 | 22MM BLUE | 100 |
| 890065 | FCB28 | 28MM BLUE | 10 |
| 890070 | FCR10 | 10MM RED | 100 |
| 890075 | FCR15 | 15MM RED | 100 |
| 890080 | FCR22 | 22MM RED | 100 |
| 890085 | FCR28 | 28MM RED | 10 |

FLOFIT+ STORE DISPLAY UNIT


TO HELP WITH PROMOTING THE FLOFIT+ COLLECTION, FLOPLAST OFFER A SELF CONTAINED METAL DISPLAY UNIT WITH ADJUSTABLE SHELVING AND DIVIDERS.

- BAGS:
- 10MM
 - 15MM
 - 22MM
 - 28MM

| CODE | MANUF. CODE | SIZE | PACK |
|--------|-------------|--|------|
| 890450 | 908018 | STORE DISPLAY UNIT (710MM x 1770MM x 540MM) | 1 |



FLOFIT+ MARKETING WEBSITE
 CONSUMER FRIENDLY WEBSITE
 WITH INSTALLATION VIDEOS,
 ADDITIONAL IMAGERY AND FAQ'S.



MDPE FITTINGS

COUPLER



| CODE | MANUF. CODE | SIZE | PACK |
|--------|-------------|------|------|
| 880020 | 491012 | 20MM | 10 |
| 880095 | 492012 | 25MM | 10 |
| 880170 | 493012 | 32MM | 10 |
| 880215 | 495012 | 50MM | 1 |
| 880240 | 496012 | 63MM | 1 |

ELBOW



| CODE | MANUF. CODE | SIZE | PACK |
|--------|-------------|------|------|
| 880025 | 491015 | 20MM | 10 |
| 880100 | 492015 | 25MM | 10 |
| 880175 | 493015 | 32MM | 10 |
| 880220 | 495015 | 50MM | 1 |
| 880245 | 496015 | 63MM | 1 |

MALE ADAPTOR



| CODE | MANUF. CODE | SIZE | PACK |
|--------|-------------|-------------|------|
| 880040 | 491102 | 20MM x 1/2" | 10 |
| 880055 | 491202 | 20MM x 3/4" | 10 |
| 880115 | 492102 | 25MM x 1/2" | 10 |
| 880135 | 492202 | 25MM x 3/4" | 10 |
| 880150 | 492302 | 25MM x 1" | 10 |
| 880185 | 493202 | 32MM x 3/4" | 1 |
| 880205 | 493302 | 32MM x 1" | 1 |

FEMALE ADAPTOR



| CODE | MANUF. CODE | SIZE | PACK |
|--------|-------------|-------------|------|
| 880045 | 491103 | 20MM x 1/2" | 10 |
| 880060 | 491203 | 20MM x 3/4" | 10 |
| 880120 | 492103 | 25MM x 1/2" | 10 |
| 880140 | 492203 | 25MM x 3/4" | 10 |
| 880155 | 492303 | 25MM x 1" | 10 |
| 880190 | 493203 | 32MM x 3/4" | 1 |
| 880210 | 493303 | 32MM x 1" | 1 |

REDUCING COUPLER



| CODE | MANUF. CODE | SIZE | PACK |
|--------|-------------|-------------|------|
| 880125 | 492113 | 25MM x 20MM | 10 |
| 880195 | 493213 | 32MM x 25MM | 10 |
| 880230 | 495313 | 50MM x 32MM | 10 |

TERMINAL CAP



| CODE | MANUF. CODE | SIZE | PACK |
|--------|-------------|------|------|
| 880010 | 491006 | 20MM | 10 |
| 880075 | 492006 | 25MM | 10 |
| 880165 | 493006 | 32MM | 10 |

TEE



| CODE | MANUF. CODE | SIZE | PACK |
|--------|-------------|------|------|
| 880030 | 491024 | 20MM | 10 |
| 880105 | 492024 | 25MM | 10 |
| 880180 | 493024 | 32MM | 10 |
| 880225 | 495024 | 50MM | 1 |
| 880250 | 496024 | 63MM | 1 |

REDUCING TEE



| CODE | MANUF. CODE | SIZE | PACK |
|--------|-------------|--------------------|------|
| 880130 | 492125 | 25MM x 20MM x 25MM | 1 |
| 880200 | 493225 | 32MM x 25MM x 32MM | 1 |
| 880235 | 495325 | 50MM x 32MM x 50MM | 1 |

WALL PLATE ELBOW



| CODE | MANUF. CODE | SIZE | PACK |
|--------|-------------|-------------|------|
| 880050 | 491105 | 20MM x 1/2" | 10 |
| 880145 | 492205 | 25MM x 3/4" | 10 |

STOPCOCK - PLASTIC



| CODE | MANUF. CODE | SIZE | PACK |
|--------|-------------|------|------|
| 880035 | 491042 | 20MM | 1 |
| 880110 | 492042 | 25MM | 1 |

ADAPTOR

KIT FOR COPPER PIPE BS EN 1057 (PULL OUT RESISTANT). FOR USE WITH STOPCOCKS ONLY.



| CODE | MANUF. CODE | SIZE | PACK |
|--------|-------------|-------------|------|
| 880005 | 491003 | 20MM x 15MM | 1 |
| 880070 | 492003 | 25MM x 22MM | 1 |

UNIVERSAL ADAPTOR



| CODE | MANUF. CODE | SIZE | PACK |
|--------|-------------|-------------------|------|
| 880015 | 491007 | 20MM FOR 15-21 MM | 1 |
| 880080 | 492007 | 25MM FOR 15-21 MM | 1 |
| 880085 | 492008 | 25MM FOR 21-27MM | 1 |
| 880090 | 492009 | 25MM FOR 27-34MM | 1 |

PIPE LINER



| CODE | MANUF. CODE | SIZE | PACK |
|--------|-------------|------|------|
| 880000 | 491000 | 20MM | 50 |
| 880065 | 492000 | 25MM | 50 |
| 880160 | 493000 | 32MM | 25 |



SEE PAGE 156 FOR MDPE PIPE



PEERLESS

PEERLESS IS A BRAND SYNONYMOUS WITH HIGH QUALITY PRODUCTS STRETCHING BACK OVER 85 YEARS, ATTAINED THROUGH EXPERIENCE AND EXPERT KNOWLEDGE OF THE INDUSTRY.

WITHIN THIS SECTION YOU WILL FIND DETAILED INFORMATION REGARDING THE COMPREHENSIVE RANGE OF PEERLESS WASTES FOR KITCHENS AND BATHROOMS. THIS EXTENSIVE RANGE INCLUDES BASIN WASTES, BATH WASTES, POP UP WASTES, SINK WASTES, COMBINATION WASTES, SHOWER

TRAY WASTES, BOTTLE TRAPS AND A VARIETY OF ASSOCIATED ACCESSORIES. THESE ARE SUPPLIED IN VARIOUS FINISHES THAT INCLUDE CHROME PLATED, GOLD PLATED, BRUSHED NICKEL AND MATT BLACK.

'P1' IS THE EMBRASS PEERLESS BRAND GIVING YOU THE REASSURANCE FOR **CONFIDENCE IN QUALITY**, **SOURCE CONSISTENCY** AND **TRACEABILITY**.

THE IDENTITY MARK 'P1' IS ETCHED ON THE PRODUCT AND IN THE PLASTIC BODY.



PHILMAC PLASTIC COMPRESSION



CONTENTS

PAGE

| | |
|---------------------------|----------|
| FITTINGS | 184 -186 |
| ACCESSORIES | 186 |
| VALVES | 187 |
| UTC TRANSITIONAL FITTINGS | 187 |



THE CONNECTION YOU CAN TRUST.



PHILMAC® IS A GLOBAL LEADER IN THE DESIGN AND MANUFACTURE OF SPECIALIST FITTINGS AND VALVES, PROVIDING COST-EFFECTIVE SOLUTIONS FOR THE TRANSFER, CONTROL AND APPLICATION OF WATER.

PHILMAC® HAVE BEEN DESIGNING AND MANUFACTURING FITTINGS AND VALVES FOR MORE THAN 90 YEARS. USED IN MORE THAN 40 COUNTRIES AROUND THE WORLD IN SOME HARSHTEST CONDITIONS. YOU CAN PUT YOUR TRUST IN A PHILMAC® FITTING OR VALVE TO LAST FOR GENERATIONS.

PATENT PROTECTED, THE METRIC/IMPERIAL™ PLASTIC COMPRESSION FITTING IS THE PRODUCT OF THE COMPANY'S UNRELENTING COMMITMENT TO CONTINUOUS IMPROVEMENT AND A CULTURE BASED ON INNOVATION AND INGENUITY.

THE UTC® RANGE IS ESPECIALLY DESIGNED FOR CONNECTING PIPES THAT ARE MADE FROM A VARIETY OF DIFFERENT MATERIALS, SUCH AS POLYETHYLENE, GALVANISED IRON, PVC, COPPER, ABS, LEAD AND STAINLESS STEEL. THE PHILMAC UTC® IS KNOWN AS THE SWISS ARMY KNIFE OF PIPE FITTINGS.

PHILMAC PLASTIC COMPRESSION

METRIC / IMPERIAL FITTINGS

COUPLER



| CODE | MANUF. CODE | SIZE | PACK |
|--------|-------------|---------------|------|
| 353800 | 9122 | 20MM (1/2") | 10 |
| 353805 | 9133 | 25MM (3/4") | 10 |
| 353810 | 9144 | 32MM (1") | 5 |
| 353811 | 9166 | 50MM (1.1/2") | 1 |

SLIP COUPLER



| CODE | MANUF. CODE | SIZE | PACK |
|--------|-------------|-------------|------|
| 353827 | 90133 | 25MM (3/4") | 1 |

REDUCING COUPLER



| CODE | MANUF. CODE | SIZE | PACK |
|--------|-------------|---------------------------|------|
| 353815 | 9132 | 25MM (3/4") x 20MM (1/2") | 10 |
| 353817 | 9142 | 32MM (1") x 20MM (1/2") | 5 |
| 353820 | 9143 | 32MM (1") x 25MM (3/4") | 5 |

END CONNECTOR - MALE



| CODE | MANUF. CODE | SIZE | PACK |
|--------|-------------|----------------------------|------|
| 353825 | 9221 | 20MM (1/2") x 1/2" BSP | 10 |
| 353826 | 9222 | 20MM (1/2") x 3/4" BSP | 10 |
| 353829 | 9231 | 25MM (3/4") x 1/2" | 10 |
| 353830 | 9232 | 25MM (3/4") x 3/4" | 10 |
| 353835 | 9243 | 32MM (1") x 1" BSP | 5 |
| 353836 | 9244 | 32MM (1") x 1.1/4" BSP | 5 |
| 353838 | 9245 | 32MM (1") x 1.1/2" BSP | 5 |
| 353848 | 9265 | 50MM (1.1/2") x 1.1/2" BSP | 1 |
| 353852 | 9266 | 50MM (1.1/2") x 2" BSP | 1 |



SEE PAGE 156 FOR MDPE PIPE

END CONNECTOR - FEMALE



| CODE | MANUF. CODE | SIZE | PACK |
|--------|-------------|----------------------------|------|
| 353840 | 9821 | 20MM (1/2") x 1/2" BSP | 10 |
| 353841 | 9822 | 20MM (1/2") x 3/4" BSP | 10 |
| 353844 | 9831 | 25MM (3/4") x 1/2" BSP | 10 |
| 353845 | 9232 | 25MM (3/4") x 3/4" BSP | 10 |
| 353849 | 9842 | 32MM (1") x 3/4" BSP | 5 |
| 353850 | 9843 | 32MM (1") x 1" BSP | 5 |
| 353851 | 9844 | 32MM (1") x 1.1/4" BSP | 5 |
| 353854 | 9865 | 50MM (1.1/2") x 1.1/2" BSP | 1 |

EQUAL TEE



| CODE | MANUF. CODE | SIZE | PACK |
|--------|-------------|---------------|------|
| 353855 | 9322 | 20MM (1/2") | 10 |
| 353860 | 9333 | 25MM (3/4") | 5 |
| 353865 | 9344 | 32MM (1") | 5 |
| 353863 | 9366 | 50MM (1.1/2") | 1 |

UNEQUAL TEE



| CODE | MANUF. CODE | SIZE | PACK |
|--------|-------------|---|------|
| 353869 | 9332 | 25MM (3/4") x 25MM (3/4") x 20MM (1/2") | 5 |
| 353968 | 9334 | 25MM (3/4") x 25MM (3/4") x 32MM (1") | 1 |
| 353871 | 9363 | 50MM (1.1/2") x 50MM (1.1/2") x 25MM (3/4") | 1 |

TEE - FEMALE



| CODE | MANUF. CODE | SIZE | PACK |
|--------|-------------|--------------------------------------|------|
| 353410 | 9421 | 20MM (1/2") x 20MM (1/2") x 1/2" BSP | 10 |
| 353415 | 9432 | 25MM (3/4") x 25MM (3/4") x 3/4" BSP | 5 |

ELBOW



| CODE | MANUF. CODE | SIZE | PACK |
|--------|-------------|---------------|------|
| 353870 | 9522 | 20MM (1/2") | 10 |
| 353875 | 9533 | 25MM (3/4") | 10 |
| 353880 | 9544 | 32MM (1") | 5 |
| 353882 | 9566 | 50MM (1.1/2") | 1 |

REDUCING ELBOW



| CODE | MANUF. CODE | SIZE | PACK |
|--------|-------------|---------------------------|------|
| 353884 | 9532 | 25MM (3/4") x 20MM (1/2") | 10 |

ELBOW - MALE



| CODE | MANUF. CODE | SIZE | PACK |
|--------|-------------|------------------------|------|
| 353872 | 9721 | 20MM (1/2") x 1/2" BSP | 10 |
| 354090 | 9732 | 25MM (3/4") x 3/4" | 10 |

ELBOW - FEMALE



| CODE | MANUF. CODE | SIZE | PACK |
|--------|-------------|------------------------|------|
| 354025 | 9621 | 20MM (1/2") x 1/2" BSP | 10 |
| 354035 | 9632 | 25MM (3/4") x 1/2" BSP | 10 |
| 354040 | 9631 | 25MM (3/4") x 3/4" BSP | 10 |
| 354055 | 9643 | 32MM (1") x 1" BSP | 5 |
| 354050 | 9644 | 32MM (1") x 1.1/4" BSP | 5 |

END CAP



| CODE | MANUF. CODE | SIZE | PACK |
|--------|-------------|-------------|------|
| 353885 | 9029 | 20MM (1/2") | 10 |
| 353890 | 9039 | 25MM (3/4") | 10 |
| 353895 | 9049 | 32MM (1") | 5 |

COUPLER X COPPER/PEX PUSHFIT ADAPTOR



| CODE | MANUF. CODE | SIZE | PACK |
|--------|-------------|--------------------|------|
| 353995 | 1321 | 20MM (1/2") x 15MM | 1 |
| 354000 | 1331 | 25MM (3/4") x 15MM | 1 |
| 354005 | 1332 | 25MM (3/4") x 22MM | 1 |
| 353006 | 1342 | 32MM (1") x 22MM | 1 |
| 354007 | 1343 | 32MM (1") x 28MM | 1 |

WALLPLATE ELBOW (PLASTIC)



| CODE | MANUF. CODE | SIZE | PACK |
|--------|-------------|------------------------|------|
| 353985 | 9022 | 20MM (1/2") x 1/2" BSP | 5 |
| 353990 | 9031 | 25MM (3/4") x 1/2" BSP | 5 |
| 353992 | 9032 | 25MM (3/4") x 3/4" BSP | 5 |

WALLPLATE ELBOW (METAL)



| CODE | MANUF. CODE | SIZE | PACK |
|--------|-------------|------------------------|------|
| 353993 | 9228 | 20MM (1/2") x 1/2" BSP | 5 |
| 353994 | 9229 | 25MM (3/4") x 3/4" BSP | 5 |

REDUCING SET



| CODE | MANUF. CODE | SIZE | PACK |
|--------|-------------|-----------------------------|------|
| 353970 | 98032 | 25MM (3/4") x 20MM (1/2") | 10 |
| 353975 | 98042 | 32MM (1") x 20MM (1/2") | 10 |
| 353980 | 98043 | 32MM (1") x 25MM (3/4") | 10 |
| 353981 | 98063 | 50MM (1.1/2") x 25MM (3/4") | 5 |
| 353982 | 98064 | 50MM (1.1/2") x 32MM (1") | 5 |

TANK CONNECTOR ASSEMBLY



| CODE | MANUF. CODE | SIZE | PACK |
|--------|-------------|------------------------|------|
| 354100 | 9780 | 25MM (3/4") x 3/4" BSP | 10 |

MDPE LINER



| CODE | MANUF. CODE | SIZE | PACK |
|--------|-------------|------|------|
| 353955 | 78002 | 20MM | 100 |
| 353960 | 78003 | 25MM | 100 |
| 353965 | 78004 | 32MM | 50 |
| 353966 | 78006 | 50MM | 25 |

PIPE REPAIR KIT

EACH KIT CONTAINS, 1 M LENGTH OF MDPE BLUE PIPE, METRIC/IMPERIAL SLIP JOINER, METRIC/IMPERIAL JOINER AND 4 X LINERS.

| CODE | MANUF. CODE | SIZE | PACK |
|--------|-------------|------|------|
| 354505 | PRK20 | 20MM | 1 |
| 354506 | PRK25 | 25MM | 1 |



METRIC / IMPERIAL ACCESSORIES

NORMAL GAUGE CONNECTION KIT



| CODE | MANUF. CODE | SIZE | PACK |
|--------|-------------|------|------|
| 354200 | 93012 | 1/2" | 10 |

COPPER CONNECTION KIT



| CODE | MANUF. CODE | SIZE | PACK |
|--------|-------------|--------------------|------|
| 354010 | 86002 | 20MM (1/2") x 15MM | 10 |
| 354020 | 86032 | 25MM (3/4") x 15MM | 10 |
| 354015 | 86003 | 25MM (3/4") x 22MM | 10 |
| 354018 | 86004 | 32MM (1") x 28MM | 10 |



METRIC / IMPERIAL VALVES

STOPCOCK



| CODE | MANUF. CODE | SIZE | PACK |
|--------|-------------|-------------|------|
| 353900 | 2822 | 20MM (1/2") | 5 |
| 353905 | 2833 | 25MM (3/4") | 5 |
| 353910 | 2844 | 32MM (1") | 2 |

ARCTIC ICE RESISTANT BIB TAP

WATER: -20°C



| CODE | MANUF. CODE | SIZE | PACK |
|--------|-------------|------|------|
| 353997 | 8021 | 1/2" | 1 |
| 353998 | 8022 | 3/4" | 1 |

BALL VALVE QUARTER TURN



| CODE | MANUF. CODE | SIZE | PACK |
|--------|-------------|-------------|------|
| 354170 | 95272 | 20MM (1/2") | 1 |

SINGLE CHECK VALVE



| CODE | MANUF. CODE | SIZE | PACK |
|--------|-------------|--------|------|
| 354475 | 55024 | 1.1/4" | 1 |

DOUBLE CHECK VALVE



| CODE | MANUF. CODE | SIZE | PACK |
|--------|-------------|------|------|
| 354499 | 11202 | 3/4" | 1 |
| 354500 | 11303 | 1" | 1 |

TRANSITION UTC FITTINGS

THE PHILMAC UTC (UNIVERSAL TRANSITION COUPLER) IS A UNIQUE RANGE OF MECHANICAL COMPRESSION FITTINGS THAT PROVIDES THE ULTIMATE IN PIPE CONNECTION FLEXIBILITY. WITHOUT MODIFICATION THE SAME FITTING CONNECTS TO A VARIETY OF MATERIALS INCLUDING PVC, COPPER, GALVANISED IRON, ABS, LEAD, STAINLESS STEEL AND POLYETHYLENE. EACH SIZE FITTING COVERS A RANGE OF PIPE DIAMETERS PROVIDING A "UNIVERSAL" SOLUTION.

COUPLER UTC X POLY



| CODE | MANUF. CODE | SIZE | PACK |
|--------|-------------|-----------------------|------|
| 353945 | 1032 | 15-21MM x 20MM (1/2") | 1 |
| 353930 | 1033 | 15-21MM x 25MM (3/4") | 1 |
| 353934 | 1042 | 21-27MM x 20MM (1/2") | 1 |
| 353935 | 1043 | 21-27MM x 25MM (3/4") | 1 |
| 353949 | 1052 | 27-34MM x 20MM (1/2") | 1 |
| 353950 | 1053 | 27-34MM x 25MM (3/4") | 1 |
| 353951 | 1054 | 27-34MM x 32MM (1") | 1 |
| 353953 | 1074 | 34-39MM x 32MM (1") | 1 |
| 353954 | 1064 | 39-43MM x 32MM (1") | 1 |
| 354165 | 1086 | 47-49MM x 50MM (1/2") | 1 |

ELBOW UTC X POLY



| CODE | MANUF. CODE | SIZE | PACK |
|--------|-------------|-----------------------|------|
| 354150 | 1533 | 15-21MM x 25MM (3/4") | 1 |
| 354155 | 1543 | 21-27MM x 25MM (3/4") | 1 |
| 354160 | 1544 | 21-27MM x 32MM (1") | 1 |

DOUBLE ENDED REPAIR COUPLER



| CODE | MANUF. CODE | SIZE | PACK |
|--------|-------------|-------------------|------|
| 353940 | 1133 | 15-21MM x 15-21MM | 1 |
| 353941 | 1144 | 21-27MM x 21-27MM | 1 |
| 353942 | 1177 | 34-39MM x 34-39MM | 1 |

REDUCED REPAIR COUPLER



| CODE | MANUF. CODE | SIZE | PACK |
|--------|-------------|-------------------|------|
| 353944 | 1143 | 21-27MM x 15-21MM | 1 |
| 353946 | 1154 | 27-34MM x 21-27MM | 1 |



MAKE YOUR SPACE WORK HARDER

HUNDREDS OF QUALITY
PRE-PACKED PRODUCTS TO SUIT
YOUR BUSINESS NEEDS

P1 PLUMBING PRE-PACK PROVIDES:-

- A PROFITABLE AND EFFICIENT USE OF YOUR RETAIL SPACE.
- A COMPREHENSIVE RANGE OF POPULAR PLUMBING COMPONENTS IN SECURE, EAN BARCODED RETAIL READY PACKS.
- A CONVENIENT AND COST EFFECTIVE, SELF SERVICE SOLUTION FOR YOUR DIY AND TRADE CUSTOMERS.
- THE ASSURANCE OF THE EMBRASS PEERLESS BRAND AND SERVICE.



STARTER STAND

WASHERS & TAP ACCESSORIES

WC ESSENTIALS



PEERLESS WASTES



PLASTIC TRAPS

SEE PAGES 235 - 250 FOR THE FULL RANGE

WAVIN



| CONTENTS | PAGE | | PAGE |
|------------------------------|----------|-------------------|----------|
| POLYBUTYLENE PIPE | 190 | OSMA HEPVO | 198 -199 |
| PLUMBING FITTINGS | 191-192 | OSMA WASTE & SOIL | 199 |
| PLUMBING VALVES | 193 | | |
| FLEXIBLE CONNECTORS | 194 | | |
| MANIFOLDS & ACCESSORIES | 195 | | |
| TOOLS, FIXINGS & ACCESSORIES | 196 -197 | | |
| BRASS ADAPTORS | 197 | | |



THE UK'S LEADING MANUFACTURER AND SUPPLIER OF PLASTIC DRAINAGE PIPING SOLUTIONS FOR ABOVE AND BELOW GROUND PROJECTS.


HEP₂O FLEXIBLE PUSHFIT PLUMBING HAS BEEN DEVELOPED IN RESPONSE TO INSTALLER FEEDBACK, AND HAS A NUMBER OF UNIQUE AND INNOVATIVE FEATURES AND BENEFITS INCLUDING:

- IN4SURE JOINT RECOGNITION - TELLS YOU WHEN THE PIPE IS IN.
- SECURE DEMOUNTING WITH THE HEPKEY SYSTEM.
- IMPROVED SMARTSLEEVE DESIGN STAYS CAPTIVE IN THE PIPE.
- 50 YEAR INDUSTRY LEADING GUARANTEE
- FLEXIBLE PIPE WHICH COMES OFF THE COIL STRAIGHT.

HEP₂O IS KITEMARKED TO CLASS S OF BS7291, PARTS 1 & 2, AND IS MANUFACTURED WITHIN A QUALITY MANAGEMENT SYSTEM WHICH SATISFIES BS EN ISO 9002.

HEP₂O IS ALSO WRAS APPROVED.

SOLD AS INDIVIDUAL ITEMS WITHIN A PACK UNLESS OTHERWISE STATED.



POLYBUTYLENE PIPE

BARRIER PIPE (LENGTHS)




| CODE | MANUF. CODE | SIZE | PACK |
|--------|-------------|-----------|------|
| 410100 | HXX03/15W | 15MM x 3M | 1 |
| 410102 | HXX06/15W | 15MM x 6M | 1 |
| 410104 | HXX03/22W | 22MM x 3M | 1 |
| 410106 | HXX06/22W | 22MM x 6M | 1 |
| 410108 | HXX03/28W | 28MM x 3M | 1 |

BARRIER PIPE (COILS)



| CODE | MANUF. CODE | SIZE | PACK |
|--------|-------------|-------------|------|
| 410120 | HXX25/10W | 10MM x 25M | 1 |
| 410122 | HXX50/10W | 10MM x 50M | 1 |
| 410124 | HXX100/10W | 10MM x 100M | 1 |
| 410126 | HXX25/15W | 15MM x 25M | 1 |
| 410128 | HXX50/15W | 15MM x 50M | 1 |
| 410130 | HXX100/15W | 15MM x 100M | 1 |
| 410132 | HXX25/22W | 22MM x 25M | 1 |
| 410134 | HXX50/22W | 22MM x 50M | 1 |
| 410136 | HXX25/28W | 28MM x 25M | 1 |
| 410138 | HXX50/28W | 28MM x 50M | 1 |

CONDUIT BARRIER PIPE (COILS)



| CODE | MANUF. CODE | SIZE | PACK |
|--------|----------------|------------------|------|
| 410140 | HXXC5015BU | 15MM x 50M BLUE | 1 |
| 410142 | HXXC5015RD | 15MM x 50M RED | 1 |
| 410144 | HXC25/15BL | 15MM x 25M BLACK | 1 |
| 410146 | HXC50/15BL | 15MM x 50M BLACK | 1 |
| 410148 | HXC25/22BL | 22MM x 25M BLACK | 1 |
| 410150 | HXC50/22 BLACK | 22MM x 50M BLACK | 1 |

SMARTSLEEVE PIPE SUPPORT



| CODE | MANUF. CODE | SIZE | PACK |
|--------|-------------|------|------|
| 410160 | HX60/10W | 10MM | 20 |
| 410162 | HX60/15W | 15MM | 50 |
| 410164 | HX60/22W | 22MM | 50 |
| 410166 | HX60/28W | 28MM | 20 |

PLUMBING FITTINGS

COUPLER



| CODE | MANUF. CODE | SIZE | PACK |
|--------|-------------|------|------|
| 410180 | HD1/10W | 10MM | 10 |
| 410182 | HD1/15W | 15MM | 10 |
| 410184 | HD1/22W | 22MM | 10 |
| 410186 | HD1/28W | 28MM | 5 |

ELBOW



| CODE | MANUF. CODE | SIZE | PACK |
|--------|-------------|------|------|
| 410190 | HD5/10W | 10MM | 10 |
| 410192 | HD5/15W | 15MM | 10 |
| 410194 | HD5/22W | 22MM | 10 |
| 410196 | HD5/28W | 28MM | 5 |

SPIGOT ELBOW



| CODE | MANUF. CODE | SIZE | PACK |
|--------|-------------|-------------|------|
| 410200 | HD4/10W | 10MM | 5 |
| 410202 | HD4/15W | 15MM | 5 |
| 410204 | HD4A/15W | 15MM x 10MM | 5 |
| 410206 | HD4/22W | 22MM | 5 |

OBTUSE BEND SPIGOT 135°



| CODE | MANUF. CODE | SIZE | PACK |
|--------|-------------|------|------|
| 410210 | HD8/10W | 10MM | 5 |
| 410212 | HD8/15W | 15MM | 5 |
| 410214 | HD8/22W | 22MM | 5 |

TEE



| CODE | MANUF. CODE | SIZE | PACK |
|--------|-------------|------|------|
| 410220 | HD10/10W | 10MM | 10 |
| 410222 | HD10/15W | 15MM | 10 |
| 410224 | HD10/22W | 22MM | 10 |
| 410226 | HD10/28W | 28MM | 5 |

REDUCING TEE - END



| CODE | MANUF. CODE | SIZE | PACK |
|--------|-------------|--------------------|------|
| 410230 | HD12/22W | 22MM x 15MM x 22MM | 5 |
| 410232 | HD12/28W | 28MM x 22MM x 28MM | 5 |

REDUCING TEE - BRANCH



| CODE | MANUF. CODE | SIZE | PACK |
|--------|-------------|--------------------|------|
| 410240 | HD13/15W | 15MM x 15MM x 10MM | 5 |
| 410242 | HD13A/22W | 22MM x 22MM x 10MM | 5 |
| 410244 | HD13/22W | 22MM x 22MM x 15MM | 5 |
| 410246 | HD13A/28W | 28MM x 28MM x 15MM | 5 |
| 410248 | HD13/28W | 28MM x 28MM x 22MM | 5 |

REDUCING TEE - SPIGOT BRANCH



| CODE | MANUF. CODE | SIZE | PACK |
|--------|-------------|--------------------|------|
| 410250 | HD15/15W | 15MM x 15MM x 10MM | 5 |
| 410252 | HD15/22W | 22MM x 22MM x 15MM | 5 |

REDUCING TEE - BRANCH AND END



| CODE | MANUF. CODE | SIZE | PACK |
|--------|-------------|--------------------|------|
| 410260 | HD14/15W | 15MM x 10MM x 10MM | 5 |
| 410262 | HD14A/22W | 22MM x 10MM x 10MM | 5 |
| 410264 | HD14/22W | 22MM x 15MM x 15MM | 5 |
| 410266 | HD14/28W | 28MM x 22MM x 22MM | 5 |

REDUCING TEE - DOUBLE END



| CODE | MANUF. CODE | SIZE | PACK |
|--------|-------------|--------------------|------|
| 410270 | HD18/15W | 10MM x 10MM x 15MM | 5 |
| 410272 | HD18A/22W | 10MM x 10MM x 22MM | 5 |
| 410274 | HD18/22W | 15MM x 15MM x 22MM | 5 |
| 410276 | HD18/28W | 22MM x 22MM x 28MM | 5 |

SOCKET REDUCER



| CODE | MANUF. CODE | SIZE | PACK |
|--------|-------------|-------------|------|
| 410280 | HD2/15W | 15MM x 10MM | 10 |
| 410282 | HD2/22W | 22MM x 15MM | 10 |
| 410284 | HD2/28W | 28MM x 22MM | 5 |

SOCKET / SOCKET REDUCER



| CODE | MANUF. CODE | SIZE | PACK |
|--------|-------------|-------------|------|
| 410290 | HD3B/15W | 10MM x 15MM | 10 |
| 410292 | HD3B/22W | 15MM x 22MM | 10 |
| 410294 | HD3C/22W | 22MM x 10MM | 10 |

TANK CONNECTOR

FOR COLD WATER ONLY.



| CODE | MANUF. CODE | SIZE | PACK |
|--------|-------------|-------------|------|
| 410300 | HX20/15W | 15MM x 1/2" | 10 |
| 410302 | HX20/22W | 22MM x 3/4" | 10 |
| 410304 | HX20/28W | 28MM x 1" | 10 |

TAP CONNECTOR - STRAIGHT BRASS NUT

| CODE | MANUF. CODE | SIZE | PACK |
|--------|-------------|-------------|------|
| 410310 | HD25A/15W | 15MM x 1/2" | 10 |
| 410312 | HD25B/15W | 15MM x 3/4" | 5 |
| 410314 | HD25B/22W | 22MM x 3/4" | 5 |

TAP CONNECTOR - BENT BRASS NUT

| CODE | MANUF. CODE | SIZE | PACK |
|--------|-------------|-------------|------|
| 410320 | HD27/15W | 15MM x 1/2" | 5 |

TAP CONNECTOR - STRAIGHT HAND TITAN™

| CODE | MANUF. CODE | SIZE | PACK |
|--------|-------------|-------------|------|
| 410330 | HD26A/10W | 10MM x 1/2" | 5 |
| 410332 | HD26A/15W | 15MM x 1/2" | 5 |
| 410334 | HD26B/15W | 15MM x 3/4" | 5 |
| 410336 | HD26B/22W | 22MM x 3/4" | 5 |

FEMALE ADAPTOR - BRASS

| CODE | MANUF. CODE | SIZE | PACK |
|--------|-------------|-------------|------|
| 410340 | HX28/10W | 10MM x 1/2" | 10 |
| 410342 | HX28/15W | 15MM x 1/2" | 10 |
| 410344 | HX24/15W | 15MM x 3/4" | 10 |
| 410346 | HX28/22W | 22MM x 3/4" | 10 |
| 410348 | HX28/28W | 28MM x 1" | 5 |

MALE ADAPTOR - BRASS

| CODE | MANUF. CODE | SIZE | PACK |
|--------|-------------|-------------|------|
| 410350 | HX29/10W | 10MM x 1/2" | 10 |
| 410352 | HX29/15W | 15MM x 1/2" | 10 |
| 410354 | HX29/22W | 22MM x 3/4" | 10 |
| 410356 | HX29/28W | 28MM x 1" | 5 |

WALLPLATE ELBOW

| CODE | MANUF. CODE | SIZE | PACK |
|--------|-------------|-------------|------|
| 410360 | HX6/15W | 15MM x 1/2" | 5 |
| 410362 | HX6/22W | 22MM x 3/4" | 5 |

BLANKING PEGFOR DEMOUNTABLE HEP₂O FITTINGS.

| CODE | MANUF. CODE | SIZE | PACK |
|--------|-------------|------|------|
| 410370 | HX44/10W | 10MM | 10 |
| 410372 | HX44/15W | 15MM | 10 |
| 410374 | HX44/22W | 22MM | 10 |
| 410376 | HX44/28W | 28MM | 10 |

STOP END

| CODE | MANUF. CODE | SIZE | PACK |
|--------|-------------|------|------|
| 410380 | HD62/10W | 10MM | 10 |
| 410382 | HD62/15W | 15MM | 10 |
| 410384 | HD62/22W | 22MM | 10 |
| 410386 | HD62/28W | 28MM | 5 |

PLUMBING VALVES

SERVICE VALVE - STRAIGHT

NOT FOR USE WITH CENTRAL HEATING.



| CODE | MANUF. CODE | SIZE | PACK |
|--------|-------------|-------------|------|
| 410390 | HX18/15W | 15MM x 1/2" | 5 |

SERVICE VALVE - ANGLE

NOT FOR USE WITH CENTRAL HEATING.



| CODE | MANUF. CODE | SIZE | PACK |
|--------|-------------|-------------|------|
| 410392 | HX19/15W | 15MM x 1/2" | 5 |

STOPCOCK

FOR COLD WATER ONLY.



| CODE | MANUF. CODE | SIZE | PACK |
|--------|-------------|------|------|
| 410400 | HX36/15W | 15MM | 5 |
| 410402 | HX36/22W | 22MM | 5 |

STOPCOCK MDPE

FOR COLD WATER ONLY.



| CODE | MANUF. CODE | SIZE | PACK |
|--------|-------------|-------------|------|
| 410406 | HX43/22W | 25MM x 25MM | 5 |

SHUT-OFF VALVE

NOT FOR USE WITH CENTRAL HEATING.



| CODE | MANUF. CODE | SIZE | PACK |
|--------|-------------|------|------|
| 410410 | HX37/15W | 15MM | 5 |

APPLIANCE VALVE

NOT FOR USE WITH CENTRAL HEATING.



| CODE | MANUF. CODE | SIZE | PACK |
|--------|-------------|-------------|------|
| 410420 | HX38/15W | 15MM x 3/4" | 5 |

LEVER BALL VALVE - BRASS



| CODE | MANUF. CODE | SIZE | PACK |
|--------|-------------|------|------|
| 410430 | HX22/15W | 15MM | 5 |
| 410432 | HX22/22W | 22MM | 5 |

GATE VALVE - BRASS



| CODE | MANUF. CODE | SIZE | PACK |
|--------|-------------|------|------|
| 410440 | HX35/15W | 15MM | 5 |
| 410442 | HX35/22W | 22MM | 5 |

DRAIN COCK - BRASS SPIGOT



| CODE | MANUF. CODE | SIZE | PACK |
|--------|-------------|-------------|------|
| 410450 | HX32/15GY | 15MM x 1/2" | 5 |



FLEXIBLES

FOR INTERMITTENT HOT & COLD WATER USE, UP TO A MAXIMUM OF 65°C.

ALL HOSES ARE SOLD AND PRICED PER SINGLE HOSE, EXCEPT WHERE STATED.

HEP₂O x BSP NUT - STANDARD BORE

| CODE | MANUF. CODE | SIZE | PACK |
|--------|-------------|----------------------|------|
| 410460 | HD425A/15W | 15MM x 1/2" x 150MM | 2 |
| 410462 | HD125A/15W | 15MM x 1/2" x 300MM | 2 |
| 410464 | HD125B/15W | 15MM x 3/4" x 300MM | 2 |
| 410466 | HD125B/22W | 22MM x 3/4" x 300MM | 2 |
| 410470 | HD225A/15W | 15MM x 1/2" x 500MM | 2 |
| 410472 | HD225B/15W | 15MM x 3/4" x 500MM | 2 |
| 410474 | HD225B/22W | 22MM x 3/4" x 500MM | 2 |
| 410478 | HD325A/15W | 15MM x 1/2" x 1000MM | 2 |
| 410480 | HD325B/22W | 22MM x 3/4" x 1000MM | 1 |

HEP₂O x BSP NUT - FULL BORE

| CODE | MANUF. CODE | SIZE | PACK |
|--------|-------------|---------------------|------|
| 410468 | HD125C/22W | 22MM x 3/4" x 300MM | 2 |
| 410476 | HD225C/22W | 22MM x 3/4" x 500MM | 2 |

HEP₂O x ELBOW BSP NUT - STANDARD BORE

| CODE | MANUF. CODE | SIZE | PACK |
|--------|-------------|---------------------|------|
| 410482 | HD125D/15W | 15MM x 1/2" x 300MM | 2 |

HEP₂O x HEP₂O - STANDARD BORE

| CODE | MANUF. CODE | SIZE | PACK |
|--------|-------------|---------------------|------|
| 410490 | HD125H/15W | 15MM x 15MM x 300MM | 2 |
| 410492 | HD125H/22W | 22MM x 22MM x 300MM | 2 |
| 410494 | HD225H/15W | 15MM x 15MM x 500MM | 2 |
| 410496 | HD225H/22W | 22MM x 22MM x 500MM | 2 |

HEP₂O BRASS SERVICE VALVE x BSP NUT - STANDARD BORE

| CODE | MANUF. CODE | SIZE | PACK |
|--------|-------------|---------------------|------|
| 410500 | HD125E/15W | 15MM x 1/2" x 300MM | 2 |
| 410502 | HD125E/22W | 22MM x 3/4" x 300MM | 2 |
| 410504 | HD225E/15W | 15MM x 1/2" x 500MM | 2 |
| 410506 | HD225I/15W | 15MM x 3/4" x 500MM | 2 |
| 410508 | HD225E/22W | 22MM x 3/4" x 500MM | 2 |

HEP₂O BRASS SERVICE VALVE (HANDLE) x BSP NUT - STANDARD BORE

| CODE | MANUF. CODE | SIZE | PACK |
|--------|-------------|---------------------|------|
| 410510 | HD125EH/15W | 15MM x 1/2" x 300MM | 2 |
| 410512 | HD125EH/22W | 22MM x 3/4" x 300MM | 2 |

HEP₂O x MONOBLOC MIXERS - STANDARD BORE

SOLD IN PAIRS.



| CODE | MANUF. CODE | SIZE | PACK |
|--------|-------------|---------------------------|------|
| 410520 | HD125F/15W | 15MM x M10 x 300MM (PAIR) | 1 |
| 410522 | HD125G/15W | 15MM x M12 x 300MM (PAIR) | 1 |



MANIFOLDS & ACCESSORIES

MANIFOLD - ALL SOCKET



410530



410532



410538



410536

| CODE | MANUF. CODE | SIZE | PACK |
|--------|-------------|-------------------------|------|
| 410530 | HX92B/22W | 22 x 10MM 2-PORT | 5 |
| 410532 | HX94B/22W | 22 x 10MM 4-PORT | 5 |
| 410538 | HX88/22W | 22 x 15MM 2-PORT | 5 |
| 410536 | HX89B/22W | 22 x 15MM 3-PORT | 5 |

MANIFOLD - CLOSED SPIGOT



| CODE | MANUF. CODE | SIZE | PACK |
|--------|-------------|-------------------------|------|
| 410534 | HX88B/22W | 22 x 15MM 2-PORT | 5 |
| 410540 | HX89/22W | 22 x 15MM 3-PORT | 5 |

MANIFOLD - SOCKET & CLOSED SPIGOT



| CODE | MANUF. CODE | SIZE | PACK |
|--------|-------------|-------------------------|------|
| 410542 | HX92/22W | 22 x 10MM 2-PORT | 5 |
| 410544 | HX94/22W | 22 x 10MM 4-PORT | 5 |

MANIFOLD - SOCKET & CLOSED SPIGOT (ONE SIDE)



| CODE | MANUF. CODE | SIZE | PACK |
|--------|-------------|-------------------------|------|
| 410546 | HX96/22W | 22 x 10MM 4-PORT | 5 |

MANIFOLD - ALL SOCKET (ONE SIDE)



| CODE | MANUF. CODE | SIZE | PACK |
|--------|-------------|-------------------------|------|
| 410548 | HX96B/22W | 22 x 10MM 4-PORT | 5 |

MANIFOLD VALVED (PLATED BRASS)



410550



410552



410554



410556

| CODE | MANUF. CODE | SIZE | PACK |
|--------|-------------|-------------------------|------|
| 410550 | HX91T/22W | 22 x 3/4" 1-PORT | 1 |
| 410552 | HX92T/15W | 15 x 3/4" 2-PORT | 1 |
| 410554 | HX93T/15W | 15 x 3/4" 3-PORT | 1 |
| 410556 | HX94T/15W | 15 x 3/4" 4-PORT | 1 |

MANIFOLD END CAP

410558



410560

| CODE | MANUF. CODE | SIZE | PACK |
|--------|-------------|--------------------|------|
| 410558 | HX97 GY | FEMALE 3/4" | 5 |
| 410560 | HX98 GY | MALE 3/4" | 5 |

MANIFOLD BRACKET

FOR USE WITH 410552, 410554 & 410556.
SOLD IN PAIRS.



| CODE | MANUF. CODE | SIZE | PACK |
|--------|-------------|-----------------------|------|
| 410562 | HX95A GR | BRACKET (PAIR) | 1 |

TOOLS, FIXINGS & ACCESSORIES

HEPKEY



| CODE | MANUF. CODE | SIZE | PACK |
|--------|-------------|------|------|
| 410600 | HX78/10W | 10MM | 10 |
| 410602 | HX78/15W | 15MM | 10 |
| 410604 | HX78/22W | 22MM | 10 |
| 410606 | HX78/28W | 28MM | 10 |

HEPKEY PLUS




| CODE | MANUF. CODE | SIZE | PACK |
|--------|-------------|------|------|
| 410608 | HX79/10W | 10MM | 10 |
| 410610 | HX79/15W | 15MM | 10 |
| 410612 | HX79/22W | 22MM | 10 |
| 410614 | HX79/28W | 28MM | 10 |

HEPTOOL (DEMOUNTING TOOL)



| CODE | MANUF. CODE | SIZE | PACK |
|--------|-------------|-------------|------|
| 410616 | HX77/10W | 10MM & 28MM | 10 |
| 410618 | HX77/15W | 15MM & 22MM | 10 |

COLD FORMING TOOL



| CODE | MANUF. CODE | SIZE | PACK |
|--------|-------------|------|------|
| 410620 | HX75/15 GR | 15MM | 5 |
| 410622 | HX75/22GR | 22MM | 5 |

PIPE CUTTER - SCISSOR TYPE



| CODE | MANUF. CODE | SIZE | PACK |
|--------|-------------|-------------|------|
| 410630 | HD74 GR | PIPE CUTTER | 1 |

PIPE CUTTER - PRO



| CODE | MANUF. CODE | SIZE | PACK |
|--------|-------------|-----------------|------|
| 410632 | HD75 GR | PIPE CUTTER PRO | 1 |

PIPE CUTTER - RATCHET TYPE



| CODE | MANUF. CODE | SIZE | PACK |
|--------|-------------|------------|------|
| 410636 | HD78 GR | UP TO 28MM | 1 |
| 410634 | HD77 GR | UP TO 42MM | 1 |

PIPE CLIP - CABLE TYPE



| CODE | MANUF. CODE | SIZE | PACK |
|--------|-------------|------|------|
| 410640 | HX65/10W | 10MM | 50 |
| 410642 | HX65/15W | 15MM | 50 |
| 410644 | HX65/22W | 22MM | 50 |
| 410646 | HX65/28W | 28MM | 50 |

PIPE CLIP - SCREW TYPE



| CODE | MANUF. CODE | SIZE | PACK |
|--------|-------------|------|------|
| 410648 | HX85/15W | 15MM | 50 |
| 410650 | HX85/22W | 22MM | 50 |
| 410652 | HX85/28W | 28MM | 50 |

PIPE CLIP SPACER



| CODE | MANUF. CODE | SIZE | PACK |
|--------|-------------|------|------|
| 410654 | HX86/15W | 15MM | 20 |
| 410656 | HX86/22W | 22MM | 20 |

WAVIN - HEP2O

SOCKETS & RADIATOR OUTLET



| CODE | MANUF. CODE | SIZE | PACK |
|--------|-------------|---|------|
| 410564 | HX109 GY | PLASTIC BACK BOX | 5 |
| 410566 | HX110 GY | METAL BACK BOX | 5 |
| 410568 | HX113 WH | COVER WITH FLAP (FOR USE WITH 410564 & 410566) | 5 |
| 410570 | HX112 GY | GROMMET (FOR USE WITH 410566) | 50 |
| 410572 | HX120 CH | RADIATOR UPSTAND - CHROME 15MM X 600MM | 1 |

SILICONE LUBRICANT SPRAY



| CODE | MANUF. CODE | SIZE | PACK |
|--------|-------------|--------------|------|
| 410660 | HX200 | 400ML | 1 |

FLAT TAP CONNECTOR RUBBER WASHER

SOLD IN PACKS OF 20. 1 = PACK OF 20.



| CODE | MANUF. CODE | SIZE | PACK |
|--------|-------------|--------------------------|------|
| 410670 | HX58/15 GY | 15MM (PACK OF 20) | 1 |
| 410672 | HX58/22 GY | 22MM (PACK OF 20) | 1 |

CONICAL TAP CONNECTOR RUBBER WASHER

SOLD IN PACKS OF 20. 1 = PACK OF 20.



| CODE | MANUF. CODE | SIZE | PACK |
|--------|-------------|--------------------------|------|
| 410674 | HX57/15 GY | 15MM (PACK OF 20) | 1 |
| 410676 | HX57/22 GY | 22MM (PACK OF 20) | 1 |

BRASS ADAPTORS

SPIGOT MALE



| CODE | MANUF. CODE | SIZE | PACK |
|--------|-------------|--------------------|------|
| 410700 | HX31/15W | 15MM x 1/2" | 10 |
| 410702 | HX31/22W | 22MM x 3/4" | 10 |
| 410704 | HX31/28W | 28MM x 1" | 5 |

SPIGOT FEMALE



| CODE | MANUF. CODE | SIZE | PACK |
|--------|-------------|--------------------|------|
| 410710 | HX30/15W | 15MM x 1/2" | 10 |
| 410712 | HX30/22W | 22MM x 3/4" | 10 |
| 410714 | HX30/28W | 28MM x 1" | 5 |

CONVERSION ADAPTOR DZR



| CODE | MANUF. CODE | SIZE | PACK |
|--------|-------------|--------------------|------|
| 410720 | HX39 GR | 1/2" x 3/4" | 10 |

WAVIN - HEP₂O

Hep₂O

For speed, ease and reliability. It must be Hep₂O.



WAVIN OSMA HEP_vO WASTE VALVE

WHERE YOU NEED TO PREVENT FOUL SEWER GASES FROM ENTERING A BUILDING, HEP_vO CAN BE INSTALLED AS AN ALTERNATIVE TO CONVENTIONAL WATER TRAPS. HEP_vO IS SUITABLE FOR USE ON SANITARY APPLIANCES (E.G. WASH HAND BASINS, KITCHEN SINKS, SHOWERS), AND CAN ALSO BE INSTALLED ON DISCHARGE PIPEWORK FROM UNVENTED DOMESTIC HOT WATER SYSTEMS AND CONDENSATE LINES FROM BOILERS AND AIR-CONDITIONING UNITS.

THE INNOVATIVE NATURE OF THE HEP_vO WATERLESS VALVE MAKES IS SUITABLE FOR USE AS A PROBLEM SOLVER, FOR INSTANCE WHERE WATER TRAPS ARE PRONE TO DRYING OUT OR IN RECREATIONAL VEHICLES, WHERE WATER TRAPS ARE PRONE TO LOSING THEIR SEAL.



HEP_vO WASTE VALVES & ADAPTORS

HYGIENIC SELF-SEALING WASTE VALVE



| CODE | MANUF. CODE | SIZE | PACK |
|--------|-------------|-------------|------|
| 410730 | BV1 WH | 32MM | 10 |
| 410732 | CV1 WH | 40MM | 10 |

KNUCKLE ADAPTOR 87.5°



| CODE | MANUF. CODE | SIZE | PACK |
|--------|-------------|-------------|------|
| 410734 | BV11 WH | 32MM | 10 |
| 410736 | CV11 WH | 40MM | 10 |

RUNNING ADAPTOR



| CODE | MANUF. CODE | SIZE | PACK |
|--------|-------------|-------------|------|
| 410738 | BV3 WH | 32MM | 10 |
| 410740 | CV3 WH | 40MM | 10 |

TUNDISH ADAPTOR KIT



| CODE | MANUF. CODE | SIZE | PACK |
|--------|-------------|-------------|------|
| 410742 | BV1/21 WH | 32MM | 5 |

WAVIN - OSMA

WASTE & SOIL - 'PROBLEM SOLVERS'

FLEXIBLE WASTE PIPE

SMOOTH BORE - USE WITH SPIGOT CONNECTORS.



| CODE | MANUF. CODE | SIZE | PACK |
|--------|-------------|-----------|------|
| 410750 | FBP3 WH | 32MM x 3M | 1 |
| 410752 | FBP6 WH | 32MM x 6M | 1 |
| 410754 | FPC3 WH | 40MM x 3M | 1 |
| 410756 | FPC6 WH | 40MM x 6M | 1 |

SPIGOT CONNECTOR - PUSHFIT WASTE



| CODE | MANUF. CODE | SIZE | PACK |
|--------|-------------|------|------|
| 410760 | FCW6 WH | 40MM | 1 |

SPIGOT CONNECTOR - SOLVENT WELD WASTE



| CODE | MANUF. CODE | SIZE | PACK |
|--------|-------------|------|------|
| 410766 | FSBW6 WH | 32MM | 10 |
| 410768 | FSCW6 WH | 40MM | 10 |

FLEXIBLE WASTE CONNECTOR



| CODE | MANUF. CODE | SIZE | PACK |
|--------|-------------|-------------------|------|
| 410770 | FCW30 WH | PUSHFIT 40MM | 1 |
| 410772 | FSCW30 WH | SOLVENT WELD 40MM | 1 |

HEPFLEX FLEXIBLE PAN CONNECTOR - LONG

NOMINAL LENGTH 280MM, NOMINAL EXTENDED LENGTH 920MM.



| CODE | MANUF. CODE | SIZE | PACK |
|--------|-------------|-------------|------|
| 410780 | S170 WH | PVC-U 110MM | 1 |

HEPFLEX FLEXIBLE PAN CONNECTOR - SHORT

NOMINAL LENGTH 230MM, NOMINAL EXTENDED LENGTH 670MM.



| CODE | MANUF. CODE | SIZE | PACK |
|--------|-------------|----------|------|
| 410782 | S171 WH | PP 110MM | 1 |

HEPFLEX FLEXIBLE PAN CONNECTOR - EXTRA SHORT

NOMINAL LENGTH 195MM, NOMINAL EXTENDED LENGTH 410MM.



| CODE | MANUF. CODE | SIZE | PACK |
|--------|-------------|-------------|------|
| 410784 | S172 WH | PVC-U 110MM | 1 |

CONDENSATE SOAKAWAY

NOMINAL DIAMETER 21.5MM THREADED CONNECTION. BLACK



| CODE | MANUF. CODE | SIZE | PACK |
|--------|-------------|-----------|------|
| 410786 | S951 BL | PP 21.5MM | 1 |



EMBRASS
PEERLESS

ECLIPSE

UNIVERSAL ERP COMPLIANT
VARIABLE SPEED HEATING
CIRCULATION PUMP

A Rated



**3 YEAR
GUARANTEE**

P1

**ErP
READY** APPLIES TO
EUROPEAN
DIRECTIVE
FOR ENERGY
RELATED
PRODUCTS



EMBRASS
PEERLESS

CFA 25-50-130 490920

230V/50HZ
IP 44
I_{max}: 0.26A
TF95 °C
Class F
EEI<0.2

| | M(m) | POWER |
|-----|------|-------|
| I | 1 | 5W |
| II | 3 | |
| III | 5 | 32W |
| III | 6 | 45W |



Serial No.: 20170900137

Never run the pump empty
Circulating Pump

- 4, 5 & 6 METRE HEAD
- EASY TO INSTALL
- ERP COMPLIANT
- IP44 RATED
- LOW NOISE
- ENERGY SAVING
- AUTO MODE
- NIGHT/DAY MODE
- 3 YEAR GUARANTEE
- 1 1/2" BSP CONNECTIONS
- DISPLAYS POWER CONSUMPTION
- SUITABLE FOR RADIATOR OR UNDERFLOOR SYSTEMS
- QUICK ELECTRICAL CONNECTION

SEE PAGE 67 FOR MORE DETAILS

SPEEDFIT FITTINGS & UNDERFLOOR HEATING



CONTENTS

PAGE

PAGE

| | |
|-------------------------|-----------|
| PEX & POLYBUTYLENE PIPE | 202 |
| PLUMBING FITTINGS | 203 - 204 |
| PLUMBING VALVES | 205 |
| FLEXIBLE CONNECTORS | 206 |
| SUNDRIES | 207 |
| RELIANCE (RWC) VALVES | 208 |
| MDPE FITTINGS | 209 |

| | |
|--------------------|---|
| UNDERFLOOR HEATING |  210 - 213 |
|--------------------|---|



EXTENDED RANGE

THE WORLD-LEADING PLASTIC PUSH-FIT PLUMBING AND HEATING SYSTEM.



COMPLETE YOUR INSTALLATION IN NO TIME WITH JG SPEEDFIT'S WIDE RANGE OF FITTINGS, PIPE, TAP CONNECTORS AND SERVICE VALVES.

FAST AND SIMPLE TO INSTALL, SPEEDFIT CREATES A STRONG AND RELIABLE CONNECTION USING A PERFECT BLEND OF PUSH-FIT AND MULTI-SEAL TECHNOLOGY. FITTED AND DEMOUNTED WITHOUT USING TOOLS, SPEEDFIT FITTINGS ARE COMPATIBLE WITH COPPER OR PLASTIC PIPE AND COME WITH A **50-YEAR GUARANTEE*** AS STANDARD.

JG SPEEDFIT ALSO OFFER A RANGE OF FLEXIBLE PLASTIC PIPE IN A VARIETY OF COILS AND STRAIGHT LENGTHS, WHICH MAKES CABLING IN LESS ACCESSIBLE AREAS EASIER AND REDUCES THE NUMBER OF JOINTS OR FITTINGS NEEDED. WITH PUSH-FIT TAP CONNECTORS AND SERVICE VALVES, INSTALLING AND SERVICING FIXTURES AND APPLIANCES IS QUICK AND EASY TOO. (*AVAILABLE ON CORE RANGE OF FITTINGS AND PIPE, DETAILS OF PRODUCTS INCLUDED CAN BE FOUND AT WWW.SPEEDFIT.CO.UK)

FEATURES

- INSTANT PUSH-FIT CONNECTION AND FLEXIBLE PIPE
- COLLET WITH STAINLESS STEEL TEETH FIRMLY GRIPS PIPE
- DUAL O-RINGS GIVE A PERMANENT LEAK-PROOF SEAL
- TWIST AND LOCK INCREASES THE O-RING SEAL – A UNIQUE FEATURE OF JG SPEEDFIT
- LEAD FREE AND NON-TOXIC
- CORROSION FREE AND NO SCALE BUILD UP

BENEFITS

- HIGH PERFORMANCE AND DURABLE SOLUTION
- INSTALL, DEMOUNT AND REFIT IN SECONDS WITHOUT TOOLS
- SAFE, FLAME-FREE INSTALLATION, WITH NO HOT WORKS
- LESS LABOUR INTENSIVE, ESPECIALLY IN TIGHT SPACES
- LESS JOINTS, LESS LEAKS, LESS CALL BACKS
- SAFER COOLER SURFACE TEMPERATURE

PEX & POLYBUTYLENE PIPE

PEX BARRIER PIPE (COILS)



| CODE | MANUF. CODE | SIZE | PACK |
|--------|-------------|-------------|------|
| 310705 | 10BPEX-25C | 10MM x 25M | 1 |
| 310710 | 10BPEX-50C | 10MM x 50M | 1 |
| 310715 | 10BPEX-100C | 10MM x 100M | 1 |
| 310725 | 15BPEX-25C | 15MM x 25M | 1 |
| 310730 | 15BPEX-50C | 15MM x 50M | 1 |
| 310735 | 15BPEX-100C | 15MM x 100M | 1 |
| 310755 | 22BPEX-25C | 22MM x 25M | 1 |
| 310760 | 22BPEX-50C | 22MM x 50M | 1 |

PEX BARRIER PIPE (LENGTHS)



ORDERED AS 1 = 1 PACK (10'S OR 20'S AS INDICATED)

| CODE | MANUF. CODE | SIZE | PACK |
|--------|--------------|---------------------------------|------|
| 310720 | 15BPEX-20X3L | 15MM x 3M (1 PACK = 20 LENGTHS) | 1 |
| 310750 | 22BPEX-20X3L | 22MM x 3M (1 PACK = 20 LENGTHS) | 1 |
| 310770 | 28BPEX-10X3L | 28MM x 3M (1 PACK = 10 LENGTHS) | 1 |
| 310722 | 15BPEX-20X6L | 15MM x 6M (1 PACK = 20 LENGTHS) | 1 |
| 310752 | 22BPEX-20X6L | 22MM x 6M (1 PACK = 20 LENGTHS) | 1 |

LAYFLAT POLYBUTYLENE (PB) BARRIER PIPE (COILS)



| CODE | MANUF. CODE | SIZE | PACK |
|--------|-------------|-------------|------|
| 310815 | 10BPB-25C | 10MM x 25M | 1 |
| 310817 | 10BPB-50C | 10MM x 50M | 1 |
| 310818 | 10BPB-100C | 10MM x 100M | 1 |
| 310820 | 15BPB-25C | 15MM x 25M | 1 |
| 310825 | 15BPB-50C | 15MM x 50M | 1 |
| 310830 | 15BPB-100C | 15MM x 100M | 1 |
| 310831 | 15BPB-120C | 15MM x 120M | 1 |
| 310832 | 15BPB-150C | 15MM x 150M | 1 |
| 310840 | 22BPB-25C | 22MM x 25M | 1 |
| 310845 | 22BPB-50C | 22MM x 50M | 1 |
| 310850 | 28BPB-50C | 28MM x 50M | 1 |

CONDUIT PIPE (COILS) - BLACK



| CODE | MANUF. CODE | SIZE | PACK |
|--------|--------------|------------|------|
| 310880 | 15BLKCON-25C | 15MM x 25M | 1 |
| 310882 | 15BLKCON-50C | 15MM x 50M | 1 |
| 310885 | 22BLKCON-25C | 22MM x 25M | 1 |

PLUMBING FITTINGS

COUPLER



| CODE | MANUF. CODE | SIZE | PACK |
|--------|-------------|-------------|------|
| 310010 | PEM0410W | 10MM | 10 |
| 310015 | PEM0415W | 15MM | 10 |
| 310020 | PEM0422W | 22MM | 5 |
| 310025 | PEM0428W | 28MM | 2 |

REDUCING COUPLER



| CODE | MANUF. CODE | SIZE | PACK |
|--------|-------------|--------------------|------|
| 310050 | PEM201510W | 15MM x 10MM | 10 |
| 310055 | PEM202215W | 22MM x 15MM | 5 |

STEM REDUCER



| CODE | MANUF. CODE | SIZE | PACK |
|--------|-------------|--------------------|------|
| 310070 | PEM061510W | 15MM x 10MM | 10 |
| 310075 | PEM062215W | 22MM x 15MM | 10 |
| 310080 | PEM062815W | 28MM x 15MM | 5 |
| 310085 | PEM062822W | 28MM x 22MM | 5 |

MALE COUPLER - BRASS



| CODE | MANUF. CODE | SIZE | PACK |
|--------|-------------|--------------------|------|
| 310305 | 15MC(1/2) | 15MM x 1/2" | 5 |

MALE STEM ADAPTOR - BRASS



| CODE | MANUF. CODE | SIZE | PACK |
|--------|-------------|--------------------|--------------------------------------|
| 310311 | MW051504N | 15MM x 1/2" | 5 NEW |

FEMALE STEM ADAPTOR - BRASS



| CODE | MANUF. CODE | SIZE | PACK |
|--------|-------------|--------------------|--------------------------------------|
| 310313 | MW051514N | 15MM x 1/2" | 5 NEW |

FEMALE COUPLER (HAND TIGHT CONNECTOR)



| CODE | MANUF. CODE | SIZE | PACK |
|--------|-------------|--------------------|------|
| 310525 | PSE3210W | 10MM x 1/2" | 10 |
| 310530 | PSE3201W | 15MM x 1/2" | 10 |
| 310535 | PSE3203W | 15MM x 3/4" | 5 |
| 310540 | PSE3202W | 22MM x 3/4" | 5 |

ELBOW



| CODE | MANUF. CODE | SIZE | PACK |
|--------|-------------|-------------|------|
| 310110 | PEM0310W | 10MM | 10 |
| 310115 | PEM0315W | 15MM | 10 |
| 310120 | PEM0322W | 22MM | 5 |
| 310125 | PEM0328W | 28MM | 2 |

REDUCING ELBOW



| CODE | MANUF. CODE | SIZE | PACK |
|--------|-------------|--------------------|------|
| 310060 | PEM211510W | 15MM x 10MM | 10 |
| 310065 | PEM212215W | 22MM x 15MM | 5 |

WALL PLATE ELBOW - BRASS



| CODE | MANUF. CODE | SIZE | PACK |
|--------|-------------|--------------------|------|
| 310135 | 15WB | 15MM x 1/2" | 1 |

STEM ELBOW



| CODE | MANUF. CODE | SIZE | PACK |
|--------|-------------|--------------------|------|
| 310140 | PEM221010W | 10MM x 10MM | 10 |
| 310145 | PEM221015W | 10MM x 15MM | 10 |
| 310150 | PEM221515W | 15MM x 15MM | 10 |
| 310155 | PEM222222W | 22MM x 22MM | 5 |

STEM ELBOW 135°



| CODE | MANUF. CODE | SIZE | PACK |
|--------|-------------|-------------|------|
| 310180 | PEM571515W | 15MM | 10 |
| 310185 | PEM572222W | 22MM | 5 |

IMPERIAL / METRIC CONVERSION COUPLER



| CODE | MANUF. CODE | SIZE | PACK |
|--------|-------------|-----------------------|------|
| 310315 | NC471 | 1/2" ID x 15MM | 5 |
| 310320 | NC2324 | 3/4" ID x 22MM | 5 |

TEE



| CODE | MANUF. CODE | SIZE | PACK |
|--------|-------------|-------------|------|
| 310210 | PEM0210W | 10MM | 10 |
| 310215 | PEM0215W | 15MM | 10 |
| 310220 | PEM0222W | 22MM | 5 |
| 310225 | PEM0228W | 28MM | 1 |

REDUCING TEE



| CODE | MANUF. CODE | SIZE | PACK |
|--------|-------------|---------------------------|------|
| 310240 | PEM3015BW | 15MM x 10MM x 10MM | 10 |
| 310245 | PEM3015AW | 15MM x 15MM x 10MM | 5 |
| 310247 | PEM3022CW | 15MM x 15MM x 22MM | 5 |
| 310255 | PEM3022BW | 22MM x 15MM x 15MM | 5 |
| 310265 | PEM3022DW | 22MM x 15MM x 22MM | 5 |
| 310250 | PEM302210AW | 22MM x 22MM x 10MM | 5 |
| 310260 | PEM3022AW | 22MM x 22MM x 15MM | 5 |
| 310280 | PEM3028BW | 28MM x 22MM x 22MM | 1 |
| 310285 | PEM3028DW | 28MM x 22MM x 28MM | 1 |
| 310270 | PEM302815AW | 28MM x 28MM x 15MM | 1 |
| 310275 | PEM3028AW | 28MM x 28MM x 22MM | 1 |

STRAIGHT TAP CONNECTOR



| CODE | MANUF. CODE | SIZE | PACK |
|--------|-------------|--------------------|------|
| 310450 | PEMSTC1514 | 15MM x 1/2" | 10 |
| 310455 | PEMSTC1516 | 15MM x 3/4" | 5 |
| 310460 | PEMSTC2216 | 22MM x 3/4" | 5 |

BENT TAP CONNECTOR



| CODE | MANUF. CODE | SIZE | PACK |
|--------|-------------|--------------------|------|
| 310480 | PEMBTC1514 | 15MM x 1/2" | 5 |

TANK CONNECTOR



| CODE | MANUF. CODE | SIZE | PACK |
|--------|-------------|-------------|------|
| 310425 | CM0715S | 15MM | 10 |
| 310430 | CM0722S | 22MM | 5 |
| 310435 | CM0728S | 28MM | 1 |

STOP END



| CODE | MANUF. CODE | SIZE | SPACK |
|--------|-------------|-------------|-------|
| 310505 | PSE4610W | 10MM | 10 |
| 310510 | PSE4615W | 15MM | 10 |
| 310515 | PSE4622W | 22MM | 5 |
| 310520 | PSE4628W | 28MM | 5 |

PLUG



| CODE | MANUF. CODE | SIZE | SPACK |
|--------|-------------|-------------|-------|
| 310605 | PL10 | 10MM | 10 |
| 310610 | PL15 | 15MM | 10 |
| 310615 | PL22 | 22MM | 10 |

PIPE REPAIR KIT



| CODE | MANUF. CODE | SIZE | SPACK |
|--------|-------------|-------------|-------|
| 310400 | 15RKP | 15MM | 1 |
| 310405 | 22RKP | 22MM | 1 |

2-WAY DIVIDER



| CODE | MANUF. CODE | SIZE | SPACK |
|--------|-------------|-------------|-------|
| 310385 | CM2315W | 15MM | 1 |

SPEEDFIT PLUMBING



PLUMBING VALVES

STOP VALVE

NOT SUITABLE FOR CENTRAL HEATING SYSTEMS.



| CODE | MANUF. CODE | SIZE | PACK |
|--------|-------------|-------------|------|
| 310330 | 15STV/2 | 15MM | 1 |
| 310331 | 22STV/2 | 22MM | 1 |

ANGLED STOP VALVE

NOT SUITABLE FOR CENTRAL HEATING SYSTEMS.



| CODE | MANUF. CODE | SIZE | PACK |
|--------|-------------|--------------------|------|
| 310333 | ASV3 | 15MM x 1/4" | 1 |
| 310334 | ASV4 | 15MM x 3/8" | 1 |

PLASTIC SERVICE VALVE

NOT SUITABLE FOR CENTRAL HEATING SYSTEMS.



| CODE | MANUF. CODE | SIZE | PACK |
|--------|-------------|-------------|------|
| 310335 | 15SV | 15MM | 5 |
| 310340 | 22SV | 22MM | 1 |

PLASTIC SERVICE VALVE WITH LEVER

NOT SUITABLE FOR CENTRAL HEATING SYSTEMS. EACH VALVE HAS RED AND BLUE INDICES.



| CODE | MANUF. CODE | SIZE | PACK |
|--------|-------------|-------------|------|
| 310345 | 15SV-H | 15MM | 5 |

APPLIANCE TAP

NOT SUITABLE FOR CENTRAL HEATING SYSTEMS.



| CODE | MANUF. CODE | SIZE | PACK |
|--------|-------------|--------------------|------|
| 310350 | 15APT | 15MM x 3/4" | 5 |

APPLIANCE TEE

NOT SUITABLE FOR CENTRAL HEATING SYSTEMS.



| CODE | MANUF. CODE | SIZE | PACK |
|--------|-------------|--------------------|------|
| 310353 | 15APT2 | 15MM x 3/4" | 5 |

EMERGENCY SHUT-OFF TAP

NOT SUITABLE FOR CENTRAL HEATING SYSTEMS.



| CODE | MANUF. CODE | SIZE | PACK |
|--------|-------------|-------------|------|
| 310355 | 15ESOT | 15MM | 5 |

PLASTIC SERVICE VALVE WITH TAP CONNECTOR

NOT SUITABLE FOR CENTRAL HEATING SYSTEMS.



| CODE | MANUF. CODE | SIZE | PACK |
|--------|-------------|-----------------------------|------|
| 310360 | 15SVSTC-W | 15MM x 1/2" STRAIGHT | 5 |
| 310365 | 15SVBTC-W | 15MM x 1/2" BENT | 5 |

BRASS CHROME PLATED SERVICE VALVE

| CODE | MANUF. CODE | SIZE | PACK |
|--------|-------------|-------------|------|
| 310370 | 15HSV | 15MM | 2 |

BRASS CHROME PLATED SERVICE VALVE C/W TAP CONNECTOR

| CODE | MANUF. CODE | SIZE | PACK |
|--------|-------------|-------------|------|
| 310375 | 15PTSV | 15MM | 2 |

DRAIN COCK - BRASS

| CODE | MANUF. CODE | SIZE | PACK |
|--------|-------------|-------------|------|
| 310372 | 15BDC | 15MM | 5 |

4-WAY MANIFOLD

| CODE | MANUF. CODE | SIZE | PACK |
|--------|-------------|--------------------|------|
| 353790 | SFM512210E | 22MM x 10MM | 10 |

4-PORT RAIL MANIFOLD

| CODE | MANUF. CODE | SIZE | PACK |
|--------|-------------|--------------------|------|
| 310661 | SFM522210E | 22MM x 10MM | 10 |
| 310662 | SFM522215E | 22MM x 15MM | 10 |

SPEEDFIT PLUMBING



*ON ALL JG SPEEDFIT FITTINGS AND PIPE



FLEXIBLE CONNECTORS

NOT SUITABLE FOR CENTRAL HEATING.
HOT AND COLD WATER ONLY, 6 BAR @ 65°C.

BRAIDED - SPEEDFIT X UNION NUT



| CODE | MANUF. CODE | SIZE | PACK |
|--------|-------------|----------------------|------|
| 309025 | FLX43P | 15MM x 1/2" x 150MM | 2 |
| 309010 | FLX15P | 15MM x 1/2" x 300MM | 2 |
| 309040 | FLX16P | 15MM x 3/4" x 300MM | 2 |
| 309055 | FLX22P | 22MM x 3/4" x 300MM | 2 |
| 309015 | FLX18P | 15MM x 1/2" x 500MM | 2 |
| 309045 | FLX20P | 15MM x 3/4" x 500MM | 2 |
| 309060 | FLX19P | 22MM x 3/4" x 500MM | 2 |
| 309020 | FLX40P | 15MM x 1/2" x 1000MM | 1 |
| 309050 | FLX42P | 15MM x 3/4" x 1000MM | 1 |
| 309065 | FLX41P | 22MM x 3/4" x 1000MM | 1 |

BRAIDED - SPEEDFIT X SPEEDFIT



| CODE | MANUF. CODE | SIZE | PACK |
|--------|-------------|----------------------|------|
| 309100 | FLX17P | 15MM x 15MM x 300MM | 2 |
| 309105 | FLX21P | 15MM x 15MM x 500MM | 2 |
| 309110 | FLX47 | 15MM x 15MM x 1000MM | 2 |
| 309115 | FLX26P | 22MM x 22MM x 300MM | 2 |
| 309120 | FLX27P | 22MM x 22MM x 500MM | 2 |

BRAIDED - ELBOW PATTERN



| CODE | MANUF. CODE | SIZE | PACK |
|--------|-------------|---------------------|------|
| 309000 | FLX36P | 15MM x 1/2" x 300MM | 2 |

BRAIDED C/W PLASTIC SERVICE VALVE - SPEEDFIT X UNION NUT



| CODE | MANUF. CODE | SIZE | PACK |
|--------|-------------|---------------------|------|
| 309005 | FLX37P | 15MM x 1/2" x 300MM | 2 |

BRAIDED FOR MONOBLOC MIXERS



| CODE | MANUF. CODE | SIZE | PACK |
|--------|-------------|------------|------|
| 309150 | FLX28 | 15MM x M10 | 2 |
| 309155 | FLX29 | 15MM x M12 | 2 |

WHITE - SPEEDFIT X UNION NUT



| CODE | MANUF. CODE | SIZE | PACK |
|--------|-------------|----------------------|------|
| 309210 | WFLX15 | 15MM x 1/2" x 300MM | 2 |
| 309230 | WFLX16 | 15MM x 3/4" x 300MM | 2 |
| 309245 | WFLX22 | 22MM x 3/4" x 300MM | 2 |
| 309215 | WFLX18 | 15MM x 1/2" x 500MM | 2 |
| 309235 | WFLX20 | 15MM x 3/4" x 500MM | 2 |
| 309250 | WFLX19 | 22MM x 3/4" x 500MM | 2 |
| 309220 | WFLX40 | 15MM x 1/2" x 1000MM | 1 |

WHITE - SPEEDFIT X SPEEDFIT



| CODE | MANUF. CODE | SIZE | PACK |
|--------|-------------|---------------------|------|
| 309300 | WFLX17 | 15MM x 15MM x 300MM | 2 |
| 309305 | WFLX21 | 15MM x 15MM x 500MM | 2 |

WHITE - SPEEDFIT X HAND TIGHTEN



| CODE | MANUF. CODE | SIZE | PACK |
|--------|-------------|---------------------|------|
| 309160 | PFLX15 | 15MM x 1/2" x 300MM | 2 |
| 309162 | PFLX16 | 15MM x 3/4" x 500MM | 2 |
| 309164 | PFLX22 | 22MM x 3/4" x 300MM | 2 |

WHITE - EXTRA FLEXI SPEEDFIT X HAND TIGHTEN



| CODE | MANUF. CODE | SIZE | PACK |
|--------|-------------|---------------------|------|
| 309170 | PFLX88 | 15MM x 1/2" x 300MM | 1 |

WHITE - ELBOW PATTERN



| CODE | MANUF. CODE | SIZE | PACK |
|--------|-------------|---------------------|------|
| 309200 | WFLX36 | 15MM x 1/2" x 300MM | 2 |

WHITE C/W LEVER SERVICE VALVE - SPEEDFIT X UNION NUT



| CODE | MANUF. CODE | SIZE | PACK |
|--------|-------------|---------------------|------|
| 309205 | WFLX37-H | 15MM x 1/2" x 300MM | 2 |

WHITE FOR MONOBLOC MIXERS



| CODE | MANUF. CODE | SIZE | PACK |
|--------|-------------|------------|------|
| 309350 | WFLX28 | 15MM x M10 | 2 |
| 309355 | WFLX29 | 15MM x M12 | 2 |

SUNDRIES

PIPE INSERT (PLAIN)



| CODE | MANUF. CODE | SIZE | PACK |
|--------|-------------|-------------|------|
| 310550 | TSM10N | 10MM | 50 |
| 310555 | TSM15N | 15MM | 50 |
| 310560 | TSM22N | 22MM | 25 |
| 310565 | TSM28N | 28MM | 10 |

SUPERSEAL PIPE INSERT



| CODE | MANUF. CODE | SIZE | PACK |
|--------|-------------|-------------|------|
| 310575 | STS10 | 10MM | 50 |
| 310580 | STS15 | 15MM | 50 |
| 310585 | STS22 | 22MM | 25 |
| 310590 | STS28 | 28MM | 10 |

PIPE CUTTER



| CODE | MANUF. CODE | SIZE | PACK |
|--------|-------------|----------------------------|------|
| 310650 | JG-TS | FOR UP TO 22MM PIPE | 1 |

COLLET LOCKING CLIP



| CODE | MANUF. CODE | SIZE | PACK |
|--------|-------------|-------------------|---|
| 310597 | CM1815W | 15MM WHITE | 100  |
| 310598 | CM1815R | 15MM RED | 100  |
| 310599 | CM1815B | 22MM BLUE | 100  |



SPEEDFIT PLUMBING

50
year
guarantee*

*ON ALL JG SPEEDFIT FITTINGS AND PIPE



RELIANCE VALVES WITH JG SPEEDFIT CONNECTIONS

EASIFIT® THERMOSTATIC MIXING VALVE

SUITABLE FOR BREEAM PROJECTS AS IT OPERATES AS LOW AS 1LPM (15MM) AND 4LPM (22MM). WORKS IN LARGER AREAS UP TO 10:1 PRESSURE DIFFERENTIAL, RATHER THAN INDUSTRY STANDARD 5:1. VITON SEALS, NOT EPDM, TO SIGNIFICANTLY IMPROVE PERFORMANCE AT HIGHER TEMPERATURES. COMPACT DESIGN FOR INSTALLATION IN TIGHTER SPACES.



| CODE | MANUF. CODE | SIZE | PACK |
|--------|-------------|------|------|
| 319600 | HEAT155010 | 15MM | 1 |

312 COMPACT PRESSURE REDUCING VALVE

DROP TIGHT VALVE - CONTROLS THE PRESSURE UNDER FLOW AND NO-FLOW CONDITIONS. ONE PIECE, EASY TO REPLACE CARTRIDGE CONTAINS ALL WORKING PARTS. INTEGRAL STRAINER TO PROTECT THE SEAT OF THE VALVE AND IS FULLY SERVICEABLE. CAN BE INSTALLED IN ANY ORIENTATION. GAUGE PORTS LOCATED ON EITHER SIDE OF THE BASE OF THE VALVE.

COLD - FOR UP TO 16 BAR AND 45°C. ADJUSTABLE BETWEEN 1.5 - 6.0 BAR



| CODE | MANUF. CODE | SIZE | PACK |
|--------|-------------|------|------|
| 319605 | PRED312100 | 15MM | 1 |
| 319610 | PRED312110 | 22MM | 1 |

BALL VALVE (FULL BORE) FOR WATER - NICKEL PLATED

EASY TO USE LEVER HANDLE WITH CLEAR COLOURING TO DESIGNATE USAGE - RED AND BLUE FOR WATER. NOT SUITABLE FOR CHILLED WATER APPLICATIONS.



| CODE | MANUF. CODE | SIZE | PACK |
|--------|-------------|------|------|
| 319615 | BVAL400200 | 15MM | 1 |
| 319620 | BVAL400210 | 22MM | 1 |

AUTOMATIC AIR VENT

AUTOMATICALLY VENTS TRAPPED AIR FROM WITHIN A SEALED HEATING SYSTEM. SAVES TIME AND COST WHEN COMMISSIONING NEW HEATING SYSTEMS. SOLID BRASS CONSTRUCTION AND HEAT RESISTANT POLYPROPYLENE FLOAT GIVE LONG LIFE AND DEPENDABILITY. REDUCES CALL BACKS TO RECTIFY AIR-LOCKS, SAVING TIME AND MONEY.



| CODE | MANUF. CODE | SIZE | PACK |
|--------|-------------|------|------|
| 319625 | AVEN300001 | 15MM | 1 |



**SPEEDFIT BLUE (MDPE)
- COLD WATER SERVICE FITTINGS**

JG SPEEDFIT'S RANGE OF FITTINGS FOR USE WITH MDPE PIPE. SPEEDFIT UNDERGROUND FITTINGS FOR MRS PE80 METRIC SIZE POLYETHYLENE COLD WATER SERVICE PIPE ARE DESIGNED FOR THE CONNECTION OF:

- BLUE MDPE PIPES TO BS EN 12201 - USED FOR UNDERGROUND SERVICE PIPES FOR POTABLE WATER.
- BLACK MDPE PIPES TO BS EN 12201-2:2011 +A1:2013 - USED FOR CONVEYANCE OF POTABLE WATER ABOVE GROUND OR FOR INDUSTRIAL SERVICES ABOVE OR BELOW GROUND.
- BLUE PIPE TO BS EN 12201-2, 20MM PN 16, 25MM AND 32MM PN12.5.

USING A SIMPLE PUSH-FIT ACTION, THE RANGE IS DESIGNED FOR LONG TERM PERFORMANCE AND INCLUDES ADAPTORS FOR SCREWED PIPE, COPPER AND IMPERIAL SIZED LDPE.

- DURABLE WITH HIGH RESISTANCE TO IMPACT
- FAST AND EASY TO INSTALL WITHOUT TOOLS
- READY FOR IMMEDIATE INSTALLATION, NO DISMANTLING, MAINTENANCE FREE
- COLLET FIRMLY GRIPS PIPE AND HAS HIGH RESISTANCE TO PULL OUT
- LEAD FREE, NON-TOXIC AND BIOLOGICAL GROWTH RESISTANT
- LIGHTWEIGHT AND SLIMLINE

COUPLER



| CODE | MANUF. CODE | SIZE | PACK |
|--------|-------------|------|------|
| 353500 | UG401B | 20MM | 1 |
| 353505 | UG402B | 25MM | 1 |
| 353510 | UG403B | 32MM | 1 |

REDUCING COUPLER



| CODE | MANUF. CODE | SIZE | PACK |
|--------|-------------|-------------|------|
| 353570 | UG501B | 25MM x 20MM | 1 |
| 353575 | UG502B | 32MM x 25MM | 1 |

COUPLER - PE TO COPPER



| CODE | MANUF. CODE | SIZE | PACK |
|--------|-------------|-------------------|------|
| 353585 | UG601B | 20MM PE x 15MM CU | 1 |
| 353595 | UG603B | 25MM PE x 15MM CU | 1 |
| 353590 | UG602B | 25MM PE x 22MM CU | 1 |
| 353597 | UG604B | 32MM PE x 28MM CU | 1 |

MALE ADAPTOR



| CODE | MANUF. CODE | SIZE | PACK |
|--------|-------------|-------------|------|
| 353750 | UG101B | 20MM x 1/2" | 1 |
| 353755 | UG102B | 25MM x 3/4" | 1 |
| 353756 | UG103B | 32MM x 1" | 1 |

FEMALE ADAPTOR



| CODE | MANUF. CODE | SIZE | PACK |
|--------|-------------|-------------|------|
| 353770 | UG4501B | 20MM x 1/2" | 1 |
| 353775 | UG4502B | 25MM x 3/4" | 1 |

ELBOW



| CODE | MANUF. CODE | SIZE | PACK |
|--------|-------------|------|------|
| 353520 | UG301B | 20MM | 1 |
| 353525 | UG302B | 25MM | 1 |
| 353530 | UG303B | 32MM | 1 |

WALLPLATE ELBOW



| CODE | MANUF. CODE | SIZE | PACK |
|--------|-------------|-------------|------|
| 353620 | UGPWB2014 | 20MM x 1/2" | 1 |
| 353625 | UGPWB2514 | 25MM x 1/2" | 1 |
| 353630 | UGPWB2516 | 25MM x 3/4" | 1 |

TEE



| CODE | MANUF. CODE | SIZE | PACK |
|--------|-------------|--------------------|------|
| 353540 | UG201B | 20MM | 1 |
| 353545 | UG202B | 25MM | 1 |
| 353547 | UG203B | 32MM | 1 |
| 353548 | UG232AB | 32MM x 32MM x 25MM | 1 |

STOP END



| CODE | MANUF. CODE | SIZE | PACK |
|--------|-------------|------|------|
| 353550 | UG4620B | 20MM | 1 |
| 353555 | UG4625B | 25MM | 1 |

STOP TAP



| CODE | MANUF. CODE | SIZE | PACK |
|--------|-------------|-----------------------|------|
| 353650 | UGSTV2020 | 20MM x 20MM | 1 |
| 353655 | UGSTV2515 | 25MM x 15MM MDPE x Cu | 1 |
| 353660 | UGSTV2522 | 25MM x 22MM MDPE x Cu | 1 |
| 353665 | UGSTV2525 | 25MM x 25MM | 1 |
| 353670 | UGSTV3232 | 32MM x 32MM | 1 |

PIPE INSERT



| CODE | MANUF. CODE | SIZE | PACK |
|--------|-------------|------|------|
| 353700 | UTS147-DB | 20MM | 1 |
| 353705 | UTS197-DB | 25MM | 1 |
| 353710 | UTS251-DB | 32MM | 1 |

IMPERIAL CONVERTER



| CODE | MANUF. CODE | SIZE | PACK |
|--------|-------------|-------------|------|
| 353600 | UGICO1 | 20MM x 1/2" | 1 |
| 353605 | UGICO2 | 25MM x 3/4" | 1 |



UNDERFLOOR HEATING

THE SMARTER WAY TO HEAT A HOME



WHETHER YOU ARE BUILDING A NEW HOME, RENOVATING EXISTING SPACE OR ADDING A NEW EXTENSION, JG UNDERFLOOR HEATING HAS A SOLUTION SUITABLE FOR ANY PROJECT. AT JG UNDERFLOOR WE MAKE UNDERFLOOR HEATING SIMPLE, OFFERING HIGH QUALITY SOLUTIONS UNDERPINNED BY UNRIVALLED TECHNICAL SUPPORT THROUGHOUT THE UK. NOT ONLY DOES JG UNDERFLOOR HEATING CREATE A BETTER USE OF SPACE, IT IS ALSO MORE EFFICIENT AND KINDER TO THE ENVIRONMENT. COMPATIBLE WITH CONVENTIONAL AND RENEWABLE HEAT SOURCES THAT REDUCE ENVIRONMENTAL IMPACT AND CUT FUEL BILLS, INCLUDING AIR AND GROUND SOURCE HEAT PUMPS AND SOLAR PANELS. LESS MOISTURE AND LOWER AIR MOVEMENT MAY HELP REDUCE DUST ALLERGENS. PLUS, WITH NO HOT RADIATORS AND SHARP EDGES IT CREATES A SAFER SPACE. DESIGNED TO WORK WITH LOW WATER TEMPERATURES, JG UNDERFLOOR HEATING CAN REDUCE ENERGY CONSUMPTION AND HEATING COSTS BY UP TO 20%.

SPEEDFIT UNDERFLOOR

SINGLE ROOM UNDERFLOOR HEATING PACKS

20M²

- EACH PACK CONTAINS:
- 15MM X 150M COIL OF PIPE X 1
- SINGLE ROOM CONTROL UNIT X 1
- 240V PROGRAMMABLE THERMOSTAT X 1
- 15MM PIPE CLIPS X 200
- 15MM PIPE INSERTS X 2



| CODE | MANUF. CODE | SIZE | PACK |
|--------|---------------|------------------------------|------|
| 310681 | JGUFHPACK20/4 | SINGLE ROOM 20M ² | 1 |

30M²

- EACH PACK CONTAINS:
- 15MM X 100M COIL OF PIPE X 2
- SINGLE ROOM CONTROL UNIT X 1
- PROGRAMMABLE 240V ROOM THERMOSTAT X 1
- 15MM PIPE CLIPS X 300
- 15MM PIPE INSERTS X 8
- 15MM EQUAL TEES X 2
- 15MM STEM ELBOWS X 2



| CODE | MANUF. CODE | SIZE | PACK |
|--------|---------------|------------------------------|------|
| 310682 | JGUFHPACK30/4 | SINGLE ROOM 30M ² | 1 |

MANIFOLDS AND CONTROL PACKS

MANIFOLDS 15MM - STAINLESS STEEL

THE MANIFOLDS ARE COMPLETE WITH ADJUSTABLE FLOW GAUGE, DRAIN VALVE AND AIR BLEED VALVE. THEY ARE PRE-ASSEMBLED ON WALL BRACKETS AND SUPPLIED WITH SCREWS AND PLUGS. ALSO SUPPLIED WITH 'STS' PIPE INSERTS AND COLLET CLIPS.



| CODE | MANUF. CODE | SIZE | PACK |
|--------|--------------|---------|------|
| 310658 | JGUFHMAN2/2 | 2 PORT | 1 |
| 310659 | JGUFHMAN3/2 | 3 PORT | 1 |
| 310660 | JGUFHMAN4/3 | 4 PORT | 1 |
| 310664 | JGUFHMAN5/3 | 5 PORT | 1 |
| 310666 | JGUFHMAN6/3 | 6 PORT | 1 |
| 310667 | JGUFHMAN7/3 | 7 PORT | 1 |
| 310663 | JGUFHMAN8/3 | 8 PORT | 1 |
| 310668 | JGUFHMAN9/3 | 9 PORT | 1 |
| 310671 | JGUFHMAN10/3 | 10 PORT | 1 |
| 310672 | JGUFHMAN11/3 | 11 PORT | 1 |
| 310676 | JGUFHMAN12/3 | 12 PORT | 1 |

THERMOMIX CONTROL PACKS - NICKEL PLATED



| CODE | MANUF. CODE | SIZE | PACK |
|--------|-------------|------------------------|------|
| 310670 | JGCONTROL/5 | THERMOMIX CONTROL PACK | 1 |

CIRCUIT ACTUATOR HEAD 240V



| CODE | MANUF. CODE | SIZE | PACK |
|--------|---------------|--------------------|------|
| 310665 | JGUFHA(240V)2 | ACTUATOR HEAD 240V | 1 |

PIPE AND ACCESSORIES

LAYFLAT POLYBUTYLENE (PB) BARRIER PIPE (COILS)



| CODE | MANUF. CODE | SIZE | PACK |
|--------|-------------|-------------|------|
| 310820 | 15BPB-25C | 15MM x 25M | 1 |
| 310825 | 15BPB-50C | 15MM x 50M | 1 |
| 310828 | 15BPB-85C | 15MM x 85M | 1 |
| 310830 | 15BPB-100C | 15MM x 100M | 1 |
| 310831 | 15BPB-120C | 15MM x 120M | 1 |
| 310832 | 15BPB-150C | 15MM x 150M | 1 |

PEX BARRIER PIPE (COILS)



| CODE | MANUF. CODE | SIZE | PACK |
|--------|-------------|-------------|------|
| 310725 | 15BPEX-25C | 15MM x 25M | 1 |
| 310730 | 15BPEX-50C | 15MM x 50M | 1 |
| 310735 | 15BPEX-100C | 15MM x 100M | 1 |

CONDUIT PIPE (COILS) - BLACK



| CODE | MANUF. CODE | SIZE | PACK |
|--------|--------------|------------|------|
| 310880 | 15BLKCON-25C | 15MM x 25M | 1 |
| 310882 | 15BLKCON-50C | 15MM x 50M | 1 |
| 310885 | 22BLKCON-25C | 22MM x 25M | 1 |

CONDUIT ELBOW



| CODE | MANUF. CODE | SIZE | PACK |
|--------|-------------|------|------|
| 310680 | JGUFHCONELB | 15MM | 1 |


EDGE STRIP ROLL



| CODE | MANUF. CODE | SIZE | PACK |
|--------|-------------|-------------|------|
| 310675 | JGUFHEDGE | 120MM x 25M | 1 |

FLOOR PANELS

SEE PAGE 212 FOR DETAILS AND AVAILABILITY OF FLOOR PANELS



FIXING ACCESSORIES

PIPE STAPLES



| CODE | MANUF. CODE | SIZE | PACK |
|--------|---------------|-------------------|------|
| 310695 | JGUFHSTAPLE | 60MM (BOX OF 300) | 1 |
| 310396 | JGUFHSTAPLE40 | 40MM (BOX OF 300) | 1 |

STAPLE GUN



| CODE | MANUF. CODE | SIZE | PACK |
|--------|-------------|------------|------|
| 310684 | JGUFHGUN | STAPLE GUN | 1 |





LOWFIT UNDERFLOOR HEATING

MANIFOLDS

MANIFOLDS 12MM - STAINLESS STEEL


THE MANIFOLDS ARE COMPLETE WITH ADJUSTABLE FLOW GAUGE, DRAIN VALVE AND AIR BLEED VALVE. THEY ARE PRE-ASSEMBLED ON WALL BRACKETS AND SUPPLIED WITH SCREWS AND PLUGS. ALSO SUPPLIED WITH 'STS' PIPE INSERTS AND COLLET CLIPS.



| CODE | MANUF. CODE | SIZE | PACK |
|--------|--------------|---------------|------|
| 310652 | JGLOWFITMAN2 | 2 PORT | 1 |
| 310653 | JGLOWFITMAN3 | 3 PORT | 1 |
| 310654 | JGLOWFITMAN4 | 4 PORT | 1 |
| 310655 | JGLOWFITMAN5 | 5 PORT | 1 |
| 310656 | JGLOWFITMAN6 | 6 PORT | 1 |

FLOOR PANELS

CASTELLATED FLOOR PANEL



| CODE | MANUF. CODE | SIZE | PACK |
|--------|-------------|--------------------------|------|
| 310900 | JGLOWFIT20 | 20MM (PACK OF 14) | 1 |
| 310902 | JGLOWFIT16 | 16MM (PACK OF 16) | 1 |

FOILED FLOOR PANEL



| CODE | MANUF. CODE | SIZE | PACK |
|--------|-------------|--------------------------|------|
| 310906 | JGLOWFIT16F | 16MM (PACK OF 10) | 1 |

MESH FLOOR PANEL



| CODE | MANUF. CODE | SIZE | PACK |
|--------|-------------|--------------------------|------|
| 310904 | JGLOWFIT16M | 16MM (PACK OF 10) | 1 |

EDGE STRIP



| CODE | MANUF. CODE | SIZE | PACK |
|--------|--------------|--------------------|------|
| 310679 | JGUFHEDGE 12 | 100MM x 25M | 1 |

PIPE AND ACCESSORIES

LAYFLAT POLYBUTYLENE (PB) BARRIER PIPE - LOWFIT



| CODE | MANUF. CODE | SIZE | PACK |
|--------|-------------|-------------------|------|
| 310810 | 12BPB-50C | 12MM x 50M | 1 |
| 310812 | 12BPB-80C | 12MM x 80M | 1 |

CONDUIT PIPE (COILS) - BLACK



| CODE | MANUF. CODE | SIZE | PACK |
|--------|--------------|-------------------|------|
| 310875 | 12BLKCON-25C | 12MM x 25M | 1 |

CONDUIT ELBOW



| CODE | MANUF. CODE | SIZE | PACK |
|--------|---------------|-------------|------|
| 310678 | JGUFHCONELB12 | 12MM | 1 |

MANIFOLD REDUCER



| CODE | MANUF. CODE | SIZE | PACK |
|--------|-------------|--------------------|------|
| 310651 | ZRED100020 | 15MM x 12MM | 1 |

PIPE INSERT (PLAIN)



| CODE | MANUF. CODE | SIZE | PACK |
|--------|-------------|-------------|------|
| 310553 | TSM12 | 12MM | 1 |



CONTROLS

240V RF RANGE (WIRELESS)

PROGRAMMABLE THERMOSTAT



| CODE | MANUF. CODE | SIZE | PACK |
|--------|-------------|-------|------|
| 310626 | JGSTATRF4W | WHITE | 1 |
| 310627 | JGSTATRF4BL | BLACK | 1 |

PROGRAMMABLE THERMOSTAT - BATTERY OPERATED



| CODE | MANUF. CODE | SIZE | PACK |
|--------|--------------|-------|------|
| 310628 | JGSTATRF4BW | WHITE | 1 |
| 310629 | JGSTATRF4BBL | BLACK | 1 |

GATEWAY



| CODE | MANUF. CODE | SIZE | PACK |
|--------|-------------|---------|------|
| 310630 | JGWAY1 | GATEWAY | 1 |

WIRING CENTRE



| CODE | MANUF. CODE | SIZE | PACK |
|--------|-------------|--------|------|
| 310625 | JGWCRF4 | 8 ZONE | 1 |

PROBE



| CODE | MANUF. CODE | SIZE | PACK |
|--------|-------------|-----------|------|
| 310640 | JGPRB | PROBE | 1 |
| 310645 | JGSB | PROBE BOX | 1 |

240V RANGE (WIRED)

PROGRAMMABLE THERMOSTAT

TO ENABLE THE GROUP CONTROL FUNCTIONALITY IT IS ESSENTIAL THAT A 0.5MM 2 CORE DATA CABLE IS UTILISED WITHIN THE WIRING PROCESS. THE OPTIONAL DATA CABLE WILL NOT BE REQUIRED IF THE THERMOSTATS ARE TO BE USED AS INDIVIDUAL PROGRAMMABLE ROOM THERMOSTATS.



| CODE | MANUF. CODE | SIZE | PACK |
|--------|-------------|-------|------|
| 310621 | JGSTAT4W | WHITE | 1 |
| 310622 | JGSTAT4BL | BLACK | 1 |

WIRING CENTRE



| CODE | MANUF. CODE | SIZE | PACK |
|--------|-------------|--------|------|
| 310620 | JGWC4 | 8 ZONE | 1 |

HOT WATER TIMER



| CODE | MANUF. CODE | SIZE | PACK |
|--------|-------------|-------|------|
| 310623 | JGTIME4W | WHITE | 1 |
| 310624 | JGTIME4BL | BLACK | 1 |



eden

MAGNETIC FILTERS

- COMPLETE FITTING KIT INCLUDED
- CAN BE INSTALLED HORIZONTALLY, VERTICALLY OR AT 45°
- EASY ACCESS FOR MAINTENANCE
- SEALS ARE HEAT RESISTANT TO 120°C
- PREMIUM QUALITY BRASS FULL BORE VALVES

MAGNETIC FILTER 22MM X 1"

- HIGH STRENGTH MAGNETIC SYSTEM (12,000 GAUSS)
- FLOW RATES UP TO 15 LITRES PER MIN



MINI MAGNETIC FILTER 22MM X 3/4"

- HIGH STRENGTH MAGNETIC SYSTEM (9,000 GAUSS)
- FLOW RATES UP TO 10 LITRES PER MIN

3 YEAR
GUARANTEE



SEE PAGE 68 FOR
MORE INFORMATION

POLYPLUMB ENHANCED



CONTENTS

PAGE

| | |
|---------------------------------------|------------------|
| POLYPLUMB ENHANCED | 216 - 218 |
| POLYPLUMB ENHANCED WHITE | 219 - 220 |
| PLUMBING VALVES & SUNDRIES | 221 |



PolyPlumb®



THE POLYPLUMB® SYSTEM YOU KNOW AND LOVE HAS BEEN ENHANCED.



NEW POLYPLUMB® ENHANCED FROM POLYPIPE BUILDING PRODUCTS. NOW WITH PATENTED IN-CERT® FEEDBACK TECHNOLOGY FOR ADDED CONFIDENCE. **FEEL IT TO BELIEVE IT.**

FOR 25 YEARS, POLYPLUMB® HAS SERVED AS A TRIED AND TESTED STAPLE OF THE RESIDENTIAL PLUMBING MARKET. OUR ORIGINAL, ROBUST AND RELIABLE GREY PUSH-FIT PLUMBING SYSTEM, POLYPLUMB® CONTINUES TO BE ONE OF THE MOST POPULAR FITTINGS FOR PLUMBING PROFESSIONALS.

STRIVING TO PUSH THE BOUNDARIES OF INNOVATIVE TECHNOLOGY AND PROGRESSIVE DESIGN, THE POLYPLUMB® SYSTEM YOU KNOW AND LOVE HAS BEEN IMPROVED. NOW UPDATED WITH A FRESH NEW LOOK AND PATENTED IN-CERT® FEEDBACK TECHNOLOGY, THE NEW **POLYPLUMB® ENHANCED** FITTING CONTINUES TO DELIVER THE RELIABILITY AND CONFIDENCE YOU'VE GROWN TO EXPECT FROM POLYPIPE BUILDING PRODUCTS.

PUSH ■ TWIST ■ KNOW

- NOW AVAILABLE IN BOTH GREY AND WHITE
- PATENTED IN-CERT® FEEDBACK TECHNOLOGY FOR ADDED CONFIDENCE
- HIGH PERFORMANCE STAINLESS-STEEL GRAB RING
- SUITABLE FOR MOST HOT AND COLD WATER SUPPLY AND HEATING APPLICATIONS
- 50 YEAR GUARANTEE



POLYBUTYLENE (PB) & POLYPROPYLENE (PP) PIPE

BARRIER PIPE (PB) COIL



| CODE | MANUF. CODE | SIZE | PACK |
|--------|-------------|-------------|------|
| 415650 | PB2510B | 10MM x 25M | 1 |
| 402205 | PB5010B | 10MM x 50M | 1 |
| 402210 | PB10010B | 10MM x 100M | 1 |
| 402220 | PB2515B | 15MM x 25M | 1 |
| 402225 | PB5015B | 15MM x 50M | 1 |
| 402830 | PB8015B | 15MM x 80M | 1 |
| 402230 | PB10015B | 15MM x 100M | 1 |
| 415640 | PB12015B | 15MM x 120M | 1 |
| 402235 | PB15015B | 15MM x 150M | 1 |
| 402250 | PB2522B | 22MM x 25M | 1 |
| 402255 | PB5022B | 22MM x 50M | 1 |
| 402280 | PB2528B | 28MM x 25M | 1 |
| 402285 | PB5028B | 28MM x 50M | 1 |

BARRIER PIPE (PB) LENGTH

ORDERED AS 1 = 1 LENGTH OF PIPE



| CODE | MANUF. CODE | SIZE | PACK |
|--------|-------------|-----------|------|
| 402120 | PB315B | 15MM x 3M | 10 |
| 402125 | PB322B | 22MM x 3M | 10 |
| 402130 | PB328B | 28MM x 3M | 10 |
| 402121 | PB615B | 15MM x 6M | 10 |
| 402126 | PB622B | 22MM x 6M | 10 |
| 402128 | PB628B | 28MM x 6M | 10 |

CONDUIT PIPE (PP) COIL - BLACK



| CODE | MANUF. CODE | SIZE | PACK |
|--------|-------------|------------|------|
| 415600 | CPC1525 | 15MM x 25M | 1 |
| 415605 | CPC1550 | 15MM x 50M | 1 |

PLUMBING FITTINGS

COUPLER



| CODE | MANUF. CODE | SIZE | PACK |
|--------|-------------|------|------|
| 402510 | PB010 | 10MM | 10 |
| 402515 | PB015 | 15MM | 10 |
| 402520 | PB022 | 22MM | 10 |
| 402525 | PB028 | 28MM | 10 |

ELBOW



| CODE | MANUF. CODE | SIZE | PACK |
|--------|-------------|------|------|
| 402540 | PB110 | 10MM | 10 |
| 402545 | PB115 | 15MM | 10 |
| 402550 | PB122 | 22MM | 10 |
| 402555 | PB128 | 28MM | 10 |

SPIGOT ELBOW



| CODE | MANUF. CODE | SIZE | PACK |
|--------|-------------|-------------|------|
| 402570 | PB1010 | 10MM | 10 |
| 402580 | PB101510 | 10MM x 15MM | 10 |
| 402575 | PB1015 | 15MM | 10 |
| 402585 | PB1022 | 22MM | 10 |

WALL PLATE ELBOW (BRASS)



| CODE | MANUF. CODE | SIZE | PACK |
|--------|-------------|-------------|------|
| 403300 | PB1315 | 15MM x 1/2" | 5 |
| 403305 | PB132212 | 22MM x 1/2" | 5 |

WALL PLATE ELBOW (PLASTIC)

FOR COLD WATER USE ONLY.



| CODE | MANUF. CODE | SIZE | PACK |
|--------|-------------|-------------|------|
| 403310 | PB5315 | 15MM x 1/2" | 5 |
| 403315 | PB532212 | 22MM x 1/2" | 5 |
| 403320 | PB5322 | 22MM x 3/4" | 5 |

TEE



| CODE | MANUF. CODE | SIZE | PACK |
|--------|-------------|------|------|
| 402610 | PB210 | 10MM | 10 |
| 402615 | PB215 | 15MM | 10 |
| 402620 | PB222 | 22MM | 10 |
| 402625 | PB228 | 28MM | 10 |

REDUCING TEE - END



| CODE | MANUF. CODE | SIZE | PACK |
|--------|-------------|--------------------|------|
| 402650 | PB1415 | 15MM x 10MM x 15MM | 5 |
| 402655 | PB1422 | 22MM x 15MM x 22MM | 5 |
| 402660 | PB1428 | 28MM x 22MM x 28MM | 5 |

REDUCING TEE - BRANCH



| CODE | MANUF. CODE | SIZE | PACK |
|--------|-------------|--------------------|------|
| 402680 | PB1115 | 15MM x 15MM x 10MM | 5 |
| 402685 | PB112210 | 22MM x 22MM x 10MM | 5 |
| 402690 | PB1122 | 22MM x 22MM x 15MM | 5 |
| 402695 | PB1128 | 28MM x 28MM x 22MM | 5 |

REDUCING SPIGOT TEE - BRANCH



| CODE | MANUF. CODE | SIZE | PACK |
|--------|-------------|--------------------|------|
| 402710 | PB1215 | 15MM x 15MM x 10MM | 5 |
| 402715 | PB1222 | 22MM x 22MM x 15MM | 5 |

REDUCING TEE - BRANCH AND ONE END



| CODE | MANUF. CODE | SIZE | PACK |
|--------|-------------|--------------------|------|
| 402730 | PB1515 | 15MM x 10MM x 10MM | 5 |
| 402735 | PB1522 | 22MM x 15MM x 15MM | 5 |
| 402740 | PB1528 | 28MM x 22MM x 22MM | 5 |

REDUCING TEE - BOTH ENDS



| CODE | MANUF. CODE | SIZE | PACK |
|--------|-------------|--------------------|------|
| 402750 | PB1622 | 15MM x 15MM x 22MM | 5 |

SPIGOT REDUCER



| CODE | MANUF. CODE | SIZE | PACK |
|--------|-------------|-------------|------|
| 402810 | PB815 | 15MM x 10MM | 5 |
| 402815 | PB822 | 22MM x 15MM | 5 |
| 402820 | PB828 | 28MM x 22MM | 5 |

SOCKET REDUCER



| CODE | MANUF. CODE | SIZE | PACK |
|--------|-------------|-------------|------|
| 402850 | PB1815 | 15MM x 10MM | 10 |
| 402855 | PB1822 | 22MM x 15MM | 10 |
| 402860 | PB1828 | 28MM x 22MM | 10 |

REDUCING COUPLER



| CODE | MANUF. CODE | SIZE | PACK |
|--------|-------------|-------------|------|
| 402880 | PB582210 | 22MM x 10MM | 5 |
| 402875 | PB5822 | 22MM x 15MM | 5 |

TANK CONNECTOR

FOR COLD WATER ONLY.



| CODE | MANUF. CODE | SIZE | PACK |
|--------|-------------|-------------|------|
| 402910 | PB3815 | 15MM x 1/2" | 10 |
| 402915 | PB3822 | 22MM x 3/4" | 10 |
| 402920 | PB3828 | 28MM x 1" | 10 |

STRAIGHT TAP CONNECTOR - HAND TIGHTEN

| CODE | MANUF. CODE | SIZE | PACK |
|--------|-------------|-------------|------|
| 402960 | PB2715 | 15MM x 1/2" | 10 |
| 402965 | PB271534 | 15MM x 3/4" | 5 |
| 402970 | PB2722 | 22MM x 3/4" | 5 |

STRAIGHT TAP CONNECTOR

WITH BRASS CONNECTING NUT.



| CODE | MANUF. CODE | SIZE | PACK |
|--------|-------------|-------------|------|
| 402940 | PB715 | 15MM x 1/2" | 10 |
| 402945 | PB71534 | 15MM x 3/4" | 5 |
| 402950 | PB722 | 22MM x 3/4" | 5 |

BENT TAP CONNECTOR

WITH BRASS CONNECTING NUT.



| CODE | MANUF. CODE | SIZE | PACK |
|--------|-------------|-------------|------|
| 402990 | PB1715 | 15MM x 1/2" | 10 |

FLEXIBLE HOSE TAP CONNECTOR

| CODE | MANUF. CODE | SIZE | PACK |
|--------|-------------|-------------|------|
| 403015 | PB6815 | 15MM x 1/2" | 2 |
| 403020 | PB681534 | 15MM x 3/4" | 2 |
| 403025 | PB6822 | 22MM x 3/4" | 2 |

MALE ADAPTOR BSP

DZR BRASS BODY.



| CODE | MANUF. CODE | SIZE | PACK |
|--------|-------------|-------------|------|
| 403045 | PB431038 | 10MM x 3/8" | 10 |
| 403050 | PB4315 | 15MM x 1/2" | 10 |
| 403055 | PB4322 | 22MM x 3/4" | 10 |
| 403060 | PB4328 | 28MM x 1" | 10 |

FEMALE ADAPTOR BSP

DZR BRASS BODY.



| CODE | MANUF. CODE | SIZE | PACK |
|--------|-------------|-------------|------|
| 403065 | PB4410 | 10MM x 1/4" | 10 |
| 403070 | PB441038 | 10MM x 3/8" | 10 |
| 403075 | PB4415 | 15MM x 1/2" | 10 |
| 403080 | PB441534 | 15MM x 3/4" | 10 |
| 403085 | PB4422 | 22MM x 3/4" | 10 |
| 403090 | PB4428 | 28MM x 1" | 10 |

MDPE POLYFAST ADAPTOR

FOR COLD WATER ONLY.



| CODE | MANUF. CODE | SIZE | PACK |
|--------|-------------|-------------|------|
| 403110 | PB422015 | 15MM x 20MM | 5 |
| 403115 | PB422515 | 15MM x 25MM | 5 |
| 403120 | PB422522 | 22MM x 25MM | 5 |
| 403125 | PB423222 | 22MM x 32MM | 5 |
| 403130 | PB423228 | 28MM x 32MM | 5 |

MANIFOLD - SINGLE SIDED

| CODE | MANUF. CODE | SIZE | PACK |
|--------|-------------|--------------------------------------|------|
| 403450 | PB7322153 | 22MM x 15MM - 3 PORT (SOCKET/SOCKET) | 5 |
| 403455 | PB7622153 | 22MM x 15MM - 3 PORT (SOCKET/SPIGOT) | 5 |
| 403460 | PB7322104 | 22MM x 10MM - 4 PORT (SOCKET/SOCKET) | 5 |
| 403465 | PB7622104 | 22MM x 10MM - 4 PORT (SOCKET/SPIGOT) | 5 |

MANIFOLD - DOUBLE SIDED

| CODE | MANUF. CODE | SIZE | PACK |
|--------|-------------|--------------------------------------|------|
| 403410 | PB2822 | 22MM x 10MM - 2 PORT (SOCKET/SOCKET) | 5 |
| 403415 | PB4822 | 22MM x 10MM - 4 PORT (SOCKET/SOCKET) | 5 |
| 403420 | PB4922 | 22MM x 10MM - 4 PORT (SOCKET/SPIGOT) | 5 |

SPIGOT BLANK END

| CODE | MANUF. CODE | SIZE | PACK |
|--------|-------------|------|------|
| 403140 | PB910 | 10MM | 10 |
| 403145 | PB915 | 15MM | 10 |
| 403150 | PB922 | 22MM | 10 |
| 403155 | PB928 | 28MM | 10 |

SOCKET BLANK END

| CODE | MANUF. CODE | SIZE | PACK |
|--------|-------------|------|------|
| 403170 | PB1910 | 10MM | 10 |
| 403175 | PB1915 | 15MM | 10 |
| 403180 | PB1922 | 22MM | 10 |
| 403185 | PB1928 | 28MM | 10 |

DEMOUNTABLE SOCKET BLANK END

| CODE | MANUF. CODE | SIZE | PACK |
|--------|-------------|------|------|
| 405160 | PB6910 | 10MM | 10 |
| 405165 | PB6915 | 15MM | 10 |
| 405170 | PB6922 | 22MM | 10 |
| 405175 | PB6928 | 28MM | 5 |

POLYBUTYLENE (PB) PIPE

BARRIER PIPE (PB) COIL



| CODE | MANUF. CODE | SIZE | PACK |
|--------|-------------|-------------|------|
| 404105 | FIT2510B | 10MM x 25M | 1 |
| 404110 | FIT5010B | 10MM x 50M | 1 |
| 404115 | FIT10010B | 10MM x 100M | 1 |
| 404120 | FIT2515B | 15MM x 25M | 1 |
| 404125 | FIT5015B | 15MM x 50M | 1 |
| 404130 | FIT10015B | 15MM x 100M | 1 |
| 404135 | FIT12015B | 15MM x 120M | 1 |
| 404140 | FIT15015B | 15MM x 150M | 1 |
| 404150 | FIT2522B | 22MM x 25M | 1 |
| 404155 | FIT5022B | 22MM x 50M | 1 |
| 404170 | FIT2528B | 28MM x 25M | 1 |
| 404175 | FIT5028B | 28MM x 50M | 1 |

BARRIER PIPE (PB) LENGTH

ORDERED AS 1 = 1 LENGTH OF PIPE



| CODE | MANUF. CODE | SIZE | PACK |
|--------|-------------|-----------|------|
| 404030 | FIT315B | 15MM x 3M | 10 |
| 404205 | FIT615B | 15MM x 6M | 10 |
| 404035 | FIT322B | 22MM x 3M | 10 |
| 405208 | FIT622B | 22MM x 6M | 10 |
| 404040 | FIT328B | 28MM x 3M | 10 |
| 405209 | FIT628B | 28MM x 6M | 10 |

PLUMBING FITTINGS

COUPLER



| CODE | MANUF. CODE | SIZE | PACK |
|--------|-------------|------|------|
| 400100 | PB010EW | 10MM | 10 |
| 400105 | PB015EW | 15MM | 10 |
| 400110 | PB022EW | 22MM | 10 |
| 400115 | PB028EW | 28MM | 10 |

ELBOW



| CODE | MANUF. CODE | SIZE | PACK |
|--------|-------------|------|------|
| 400120 | PB110EW | 10MM | 10 |
| 400125 | PB115EW | 15MM | 10 |
| 400130 | PB122EW | 22MM | 10 |
| 400135 | PB128EW | 28MM | 10 |

SPIGOT ELBOW



| CODE | MANUF. CODE | SIZE | PACK |
|--------|-------------|-------------|------|
| 400140 | PB1010EW | 10MM | 10 |
| 400145 | PB1015EW | 15MM | 10 |
| 400150 | PB101510EW | 10MM x 15MM | 10 |
| 400155 | PB1022EW | 22MM | 10 |

WALL PLATE ELBOW (PLASTIC)

FOR COLD WATER USE ONLY.



| CODE | MANUF. CODE | SIZE | PACK |
|--------|-------------|-------------|------|
| 400490 | PB5315EW | 15MM x 1/2" | 5 |
| 400495 | PB5322EW | 22MM x 3/4" | 5 |
| 400500 | PB532212EW | 22MM x 1/2" | 5 |

TEE



| CODE | MANUF. CODE | SIZE | PACK |
|--------|-------------|------|------|
| 400160 | PB210EW | 10MM | 10 |
| 400165 | PB215EW | 15MM | 10 |
| 400170 | PB222EW | 22MM | 10 |
| 400175 | PB228EW | 28MM | 10 |

REDUCING TEE - END



| CODE | MANUF. CODE | SIZE | PACK |
|--------|-------------|--------------------|------|
| 400180 | PB1415EW | 15MM x 10MM x 15MM | 5 |
| 400185 | PB1422EW | 22MM x 15MM x 22MM | 5 |
| 400190 | PB1428EW | 28MM x 22MM x 28MM | 5 |



REDUCING TEE - BRANCH



| CODE | MANUF. CODE | SIZE | PACK |
|--------|-------------|--------------------|------|
| 400195 | PB1115EW | 15MM x 15MM x 10MM | 5 |
| 400200 | PB112210EW | 22MM x 22MM x 10MM | 5 |
| 400205 | PB1122EW | 22MM x 22MM x 15MM | 5 |
| 400210 | PB1128EW | 28MM x 28MM x 22MM | 5 |

REDUCING SPIGOT TEE - BRANCH



| CODE | MANUF. CODE | SIZE | PACK |
|--------|-------------|--------------------|------|
| 400215 | PB1215EW | 15MM x 15MM x 10MM | 5 |
| 400220 | PB1222EW | 22MM x 22MM x 15MM | 5 |

REDUCING TEE - BRANCH AND ONE END



| CODE | MANUF. CODE | SIZE | PACK |
|--------|-------------|--------------------|------|
| 400225 | PB1515EW | 15MM x 10MM x 10MM | 5 |
| 400230 | PB1522EW | 22MM x 15MM x 15MM | 5 |
| 400235 | PB1528EW | 28MM x 22MM x 22MM | 5 |

REDUCING TEE - BOTH ENDS



| CODE | MANUF. CODE | SIZE | PACK |
|--------|-------------|--------------------|------|
| 400240 | PB1622EW | 15MM x 15MM x 22MM | 5 |

SOCKET REDUCER



| CODE | MANUF. CODE | SIZE | PACK |
|--------|-------------|-------------|------|
| 400265 | PB1815EW | 15MM x 10MM | 10 |
| 400270 | PB1822EW | 22MM x 15MM | 10 |
| 400275 | PB1828EW | 28MM x 22MM | 10 |

REDUCING COUPLER



| CODE | MANUF. CODE | SIZE | PACK |
|--------|-------------|-------------|------|
| 400285 | PB582210EW | 22MM x 10MM | 5 |
| 400280 | PB5822EW | 22MM x 15MM | 5 |

TANK CONNECTOR

FOR COLD WATER ONLY.



| CODE | MANUF. CODE | SIZE | PACK |
|--------|-------------|-------------|------|
| 400290 | PB3815EW | 15MM x 1/2" | 10 |
| 400295 | PB3822EW | 22MM x 3/4" | 10 |
| 400300 | PB3828EW | 28MM x 1" | 10 |

STRAIGHT TAP CONNECTOR - HAND TIGHTEN



| CODE | MANUF. CODE | SIZE | PACK |
|--------|-------------|-------------|------|
| 400320 | PB2715EW | 15MM x 1/2" | 10 |
| 400325 | PB271534EW | 15MM x 3/4" | 5 |
| 400330 | PB2722EW | 22MM x 3/4" | 5 |

STRAIGHT TAP CONNECTOR

WITH BRASS CONNECTING NUT.



| CODE | MANUF. CODE | SIZE | PACK |
|--------|-------------|-------------|------|
| 400305 | PB715EW | 15MM x 1/2" | 10 |
| 400310 | PB71534EW | 15MM x 3/4" | 5 |
| 400315 | PB722EW | 22MM x 3/4" | 5 |

BENT TAP CONNECTOR

WITH BRASS CONNECTING NUT.



| CODE | MANUF. CODE | SIZE | PACK |
|--------|-------------|-------------|------|
| 400335 | PB1715EW | 15MM x 1/2" | 10 |

MANIFOLD - DOUBLE SIDED



| CODE | MANUF. CODE | SIZE | PACK |
|--------|-------------|--------------------------------------|------|
| 400505 | PB2822EW | 22MM x 10MM - 2 PORT (SOCKET/SOCKET) | 5 |

SOCKET BLANK END



| CODE | MANUF. CODE | SIZE | PACK |
|--------|-------------|------|------|
| 400400 | PB1910EW | 10MM | 10 |
| 400405 | PB1915EW | 15MM | 10 |
| 400410 | PB1922EW | 22MM | 10 |
| 400415 | PB1928EW | 28MM | 10 |

FIT WITH CONFIDENCE

The PolyPlumb® system you know and love has been enhanced.

PLUMBING VALVES

SHUT-OFF VALVE

NOT SUITABLE FOR CENTRAL HEATING.



| CODE | MANUF. CODE | SIZE | PACK |
|--------|-------------|-------------|------|
| 403210 | PB5915 | 15MM x 15MM | 5 |

APPLIANCE VALVE

NOT SUITABLE FOR CENTRAL HEATING.



| CODE | MANUF. CODE | SIZE | PACK |
|--------|-------------|-------------|------|
| 403215 | PB6115 | 15MM x 3/4" | 5 |

STRAIGHT SERVICE VALVE

NOT SUITABLE FOR CENTRAL HEATING.



| CODE | MANUF. CODE | SIZE | PACK |
|--------|-------------|-------------|------|
| 403220 | PB6515 | 15MM x 1/2" | 5 |

BENT SERVICE VALVE

NOT SUITABLE FOR CENTRAL HEATING.



| CODE | MANUF. CODE | SIZE | PACK |
|--------|-------------|-------------|------|
| 403225 | PB6615 | 15MM x 1/2" | 5 |
| 403230 | PB7915 | 15MM x 15MM | 5 |

DOUBLE CHECK VALVE

NOT SUITABLE FOR CENTRAL HEATING.



| CODE | MANUF. CODE | SIZE | PACK |
|--------|-------------|------|------|
| 403235 | PB3715 | 15MM | 1 |
| 403240 | PB3722 | 22MM | 1 |
| 403245 | PB3728 | 28MM | 1 |

STOPCOCK

FOR COLD WATER ONLY.



| CODE | MANUF. CODE | SIZE | PACK |
|--------|-------------|------|------|
| 403250 | PB2615 | 15MM | 5 |
| 403260 | PB2622 | 22MM | 5 |

MDPE POLYFAST STOPCOCK

FOR COLD WATER ONLY.



| CODE | MANUF. CODE | SIZE | PACK |
|--------|-------------|------------------|------|
| 403255 | PB262015 | 20MM MDPE x 15MM | 5 |
| 403265 | PB262515 | 25MM MDPE x 15MM | 5 |
| 403270 | PB262522 | 25MM MDPE x 22MM | 5 |

SPIGOT DRAINCOCK (BRASS)



| CODE | MANUF. CODE | SIZE | PACK |
|--------|-------------|------|------|
| 402919 | PB3615 | 15MM | 10 |

GATE VALVE (BRASS)



| CODE | MANUF. CODE | SIZE | PACK |
|--------|-------------|------|------|
| 402916 | PB3115 | 15MM | 5 |
| 402917 | PB3122 | 22MM | 5 |

PLUMBING SUNDRIES

IN-CERT® PIPE STIFFENER - PLASTIC



| CODE | MANUF. CODE | SIZE | PACK |
|--------|-------------|------|------|
| 403330 | INCERT10 | 10MM | 20 |
| 403335 | INCERT15 | 15MM | 50 |
| 403340 | INCERT22 | 22MM | 50 |
| 403345 | INCERT28 | 28MM | 20 |

PIPE STIFFENER - PLASTIC



| CODE | MANUF. CODE | SIZE | PACK |
|--------|-------------|------|------|
| 403350 | PB6410 | 10MM | 20 |
| 403355 | PB6415 | 15MM | 50 |
| 403360 | PB6422 | 22MM | 50 |
| 403365 | PB6428 | 28MM | 20 |

PIPE STIFFENER - STAINLESS STEEL



| CODE | MANUF. CODE | SIZE | PACK |
|--------|-------------|------|------|
| 403380 | PB6410M | 10MM | 20 |
| 403385 | PB6415M | 15MM | 50 |
| 403390 | PB6422M | 22MM | 50 |

PIPE CUTTER - STANDARD



| CODE | MANUF. CODE | SIZE | PACK |
|--------|-------------|-----------------------|------|
| 405210 | PB781 | V-BLADED 10MM TO 22MM | 1 |

POLYPIPE RELEASABLE STOP END



| CODE | MANUF. CODE | SIZE | PACK |
|--------|-------------|------|------|
| 402105 | PP1915W | 15MM | 10 |
| 402110 | PP1922W | 22MM | 10 |


REMS

for Professionals



SEE PAGE 92 FOR FULL RANGE DETAILS

POLYPIPE UNDERFLOOR HEATING



| CONTENTS | PAGE | PAGE |
|-----------------------------|------|------------------------------|
| PIPE & ACCESSORIES | 224 | CONTROLS & ACCESSORIES 226 |
| STAINLESS STEEL MANIFOLDS | 224 | WIRING CENTRES 226 |
| SOLID SCREEDED FLOOR SYSTEM | 225 | ROOM TEMPERATURE CONTROL 226 |
| OVERLAY™ FLOOR SYSTEM | 225 | |
| STAINLESS STEEL MANIFOLD | | |
| ANCILLARIES | 226 | |



UNDERFLOOR HEATING

POLYPIPE MANUFACTURES THE MOST COMPREHENSIVE RANGE OF UNDERFLOOR HEATING SYSTEMS AVAILABLE FOR THE UK MARKET.

THE RANGE COMBINES VERSIONS OF TRADITIONAL UNDERFLOOR SYSTEMS AND A NUMBER OF INNOVATIVE PRODUCT SOLUTIONS, DESIGNED TO EXTEND THE SUITABILITY OF UNDERFLOOR HEATING TO ALMOST ANY INSTALLATION SCENARIO, FROM WHOLE HOUSE TO SINGLE ROOM PROJECTS AND FOR NEW BUILD AND RENOVATIONS

SOLID SCREEDED FLOOR SYSTEM

FOR OPTIMUM PERFORMANCE, POLYPIPE HAS THE PERFECT SOLUTION FOR INSTALLING UNDERFLOOR HEATING INTO SOLID OR SCREEDED FLOORS. UTILISING THEIR UNIQUE LIGHTWEIGHT PLASTIC FLOOR PANELS, WHICH ARE QUICK AND EASY TO CUT TO SIZE, IT IS POSSIBLE TO FIT POLYPIPE UNDERFLOOR HEATING INTO ANY SHAPED ROOM. THE LIGHTWEIGHT PLASTIC FLOOR PANELS ALSO NEST FOR EASY STORAGE AND CARRYING.

FOR EXISTING SOLID OR TIMBER DECK FLOORS

POLYPIPE'S UNIQUE OVERLAY® UNDERFLOOR HEATING RANGE OF LOW PROFILE SYSTEMS ARE INSTALLED OVER THE EXISTING FLOOR. THIS MAKES THEM IDEAL FOR RENOVATION AND NEW BUILD, WHOLE HOUSE AND SINGLE ROOM PROJECTS.



POLYPIPE UNDERFLOOR HEATING

POLYBUTYLENE (PB) & POLYPROPYLENE (PP) PIPE

UNDERFLOOR HEATING PIPE (COILS) - ULTRA FLEXIBLE (PB)

FOR UNDERFLOOR HEATING USE ONLY.



| CODE | MANUF. CODE | SIZE | PACK |
|--------|-------------|-------------|------|
| 403590 | UFH8012B | 12MM x 80M | 1 |
| 403595 | UFH8015B | 15MM x 80M | 1 |
| 403592 | UFH10015B | 15MM x 100M | 1 |
| 403593 | UFH12015B | 15MM x 120M | 1 |
| 403594 | UFH15015B | 15MM x 150M | 1 |

CONDUIT PIPE - BLACK (COIL) (PP)



| CODE | MANUF. CODE | SIZE | PACK |
|--------|-------------|------------|------|
| 405580 | UFHCP1525 | 15MM x 25M | 1 |

PIPE STIFFENER



| CODE | MANUF. CODE | SIZE | PACK |
|--------|-------------|------|------|
| 403700 | UFHPS15 | 15MM | 30 |

MANIFOLDS


STAINLESS STEEL MANIFOLD 15MM (PUSHFIT)

WITH AUTO BALANCING TECHNOLOGY. FOR USE WITH 15MM AND 12MM OVERLAY® SYSTEM.



| CODE | MANUF. CODE | SIZE | PACK |
|--------|-------------|---------|------|
| 403605 | PB12752 | 2 PORT | 1 |
| 403610 | PB12753 | 3 PORT | 1 |
| 403615 | PB12754 | 4 PORT | 1 |
| 403620 | PB12755 | 5 PORT | 1 |
| 403625 | PB12756 | 6 PORT | 1 |
| 403630 | PB12757 | 7 PORT | 1 |
| 403635 | PB12758 | 8 PORT | 1 |
| 403640 | PB12759 | 9 PORT | 1 |
| 403645 | PB12760 | 10 PORT | 1 |
| 403650 | PB12761 | 11 PORT | 1 |
| 403655 | PB12762 | 12 PORT | 1 |

SOLID SCREEDED FLOOR SYSTEM



FLOOR PANEL

ALLOW FOR OVERLAP AND WASTE WHEN ORDERING. 1 = 1 PANEL



| CODE | MANUF. CODE | SIZE | PACK |
|--------|-------------|--------------------|------|
| 405370 | PB08576 | 1.2M x 1.0M PANELS | 1 |

STAPLE GUN & CLIPS

ALLOW FOR OVERLAP AND WASTE WHEN ORDERING.
STAPLE CLIPS ARE BOXED IN 300'S.
PRICED: 1 = 1 CLIP



| CODE | MANUF. CODE | SIZE | PACK |
|--------|-------------|-------------------|------|
| 405310 | PB02931 | STAPLE GUN | 1 |
| 405305 | PB02930 | STAPLE CLIPS 60MM | |

EDGE INSULATION TAPE



| CODE | MANUF. CODE | SIZE | PACK |
|--------|-------------|------|------|
| 405350 | PB05855 | 25M | 1 |

OVERLAY® FLOOR SYSTEM



FLOOR PANEL

FOR USE WITH HEAVIER FLOOR COVERINGS SUCH AS TILES AND CERAMICS.
1 = 1 PANEL.



| CODE | MANUF. CODE | SIZE | PACK |
|--------|-------------|-------------------|------|
| 403545 | PB08570 | 0.8M x 0.6M PANEL | 10 |
| 403550 | PB08571 | 0.8M x 0.6M PANEL | 30 |

END RETURN PANEL

1 = 1 PANEL.



| CODE | MANUF. CODE | SIZE | PACK |
|--------|-------------|------------|------|
| 403560 | PB08573 | END RETURN | 10 |

ADAPTOR SET

INCLUDES PIPE STIFFENERS.
1 = 1 PAIR.



| CODE | MANUF. CODE | SIZE | PACK |
|--------|-------------|--------------------|------|
| 403540 | PB181512 | 15MM x 12MM (PAIR) | 2 |

EXPANDING FOAM GLUE

POLYURETHANE.



| CODE | MANUF. CODE | SIZE | PACK |
|--------|-------------|-------|------|
| 403570 | PB776 | 310ML | 1 |

MANIFOLD (STAINLESS STEEL) ANCILLARIES

MANIFOLD ISOLATION VALVES

USE TO CONNECT MANIFOLDS TO BOTH UFCH CONTROL PACK & MODULATING PUMP UNIT. SOLD IN PAIRS



| CODE | MANUF. CODE | SIZE | PACK |
|--------|-------------|------|------|
| 403485 | PB164 | 1" | 2 |

AUTO BALANCING MANIFOLD EXTENSION KIT

STAINLESS STEEL.



| CODE | MANUF. CODE | SIZE | PACK |
|--------|-------------|------|------|
| 405570 | UFHABEXT | 15MM | 1 |

ACTUATOR VALVE



| CODE | MANUF. CODE | SIZE | PACK |
|--------|-------------|--------|------|
| 403500 | PB00401 / 1 | 2-WIRE | 1 |

CONTROLS & ACCESSORIES

SINGLE ROOM SYSTEM (ZONAL REGULATION UNIT)



| CODE | MANUF. CODE | SIZE | PACK |
|--------|-------------|------------|------|
| 403493 | PB970018 | SINGLE ZRU | 1 |

WIRING CENTRES

SINGLE ZONE MASTER CONTROL UNIT

PROVIDES WIRING CONNECTIONS FOR BOILER, ZONE VALVE, UFH PUMP AND POWER SUPPLY AND SINGLE ROOM THERMOSTAT.



| CODE | MANUF. CODE | SIZE | PACK |
|--------|-------------|-------------|------|
| 403520 | PB1ZM | SINGLE ZONE | 1 |

ZONE SLAVE UNITS

PLUG-IN CONNECTION TO MASTER UNIT.



| CODE | MANUF. CODE | SIZE | PACK |
|--------|-------------|-------------|------|
| 403530 | PB4ZS | 4 ZONE UNIT | 1 |

ROOM TEMPERATURE CONTROLS

PROGRAMMABLE ROOM THERMOSTAT

THIS CONTROL METHOD USES STANDARD PROGRAMMABLE AND SMART ROOM THERMOSTATS AND ALLOWS EACH ROOM TO BE INDIVIDUALLY PROGRAMMED. THIS ENSURES ROOMS ARE HEATED TO THE LEVEL REQUIRED, WHEN REQUIRED. WHAT'S MORE, EACH ROOM CAN BE PROGRAMMED DIFFERENTLY FOR EACH DAY OF THE WEEK, SO THE ROOM IS ONLY HEATED WHEN OCCUPIED. PROVIDES TIME AND TEMPERATURE CONTROL FOR A SPACE OF UP TO 40M².



| CODE | MANUF. CODE | SIZE | PACK |
|--------|-------------|-----------------|------|
| 405505 | UFHPROGB | ROOM THERMOSTAT | 1 |

PROGRAMMABLE THERMOSTAT

A PROGRAMMABLE THERMOSTAT THAT LETS YOU CHOOSE WHAT TIMES YOU WANT THE HEATING TO BE ON, AND WHAT TEMPERATURE IT SHOULD REACH WHILE IT IS ON.



| CODE | MANUF. CODE | SIZE | PACK |
|--------|-------------|-------------------------|------|
| 405506 | UFHPROGW | PROGRAMMABLE THERMOSTAT | 1 |

NOVATHERM UNDERFLOOR HEATING



| CONTENTS | PAGE | PAGE | |
|-----------------------------|------|----------------------|-----|
| PIPE | 228 | LEVELLING COMPOUNDS, | |
| MANIFOLDS | 228 | ADHESIVES & PRIMERS | 231 |
| UNDERFLOOR HEATING KITS | 229 | BOARDS & PANELS | 232 |
| BALL VALVES | 230 | | |
| CONTROLS, PUMPS & ACTUATORS | 230 | | |
| NOVATHERM THERMOSTATS | 231 | | |
| HEATMISER THERMOSTATS | 231 | | |



INNOVATIVE PRODUCTS YOU CAN TRUST



AT NOVATHERM OUR TEAM HAVE OVER 50 YEARS COMBINED EXPERIENCE IN THE PLUMBING AND HEATING SECTOR, AND OUR AIM IS TO BRING THIS WEALTH OF KNOWLEDGE AND EXPERIENCE TOGETHER TO HELP BUILD TOWARDS PROVIDING PRODUCTS AND SERVICES OF THE HIGHEST QUALITY THAT AID IN PROVIDING A MORE SUSTAINABLE FUTURE FOR THE WORLD AROUND US.

NOVATHERM HAVE AN IN-HOUSE TEAM OF PROFESSIONAL DESIGNERS OF BOTH WARM WATER AND ELECTRIC UNDERFLOOR HEATING SYSTEMS FOR DOMESTIC AND

COMMERCIAL APPLICATIONS TAILORING HEATING SOLUTIONS AT EXTREMELY COMPETITIVE PRICES.

NOVATHERM OFFER A DESIGN & CONSULTATION SERVICE, OFFERING A FULL CAD PIPE LAYOUT WITH EVERY DESIGN TO ENSURE THE CUSTOMER UNDERSTANDS THE CONCEPT AND CRITERIA BEHIND THEIR BESPOKE DESIGN.

WHATEVER YOUR REQUIREMENTS, NOVATHERM HAVE THE SOLUTION TO ALL YOUR HEATING NEEDS.

NOVATHERM UNDERFLOOR HEATING

MULTILAYER PIPE

- EASY TO CUT, BEND AND FIT.
- HIGH MECHANICAL STRENGTH.
- SERVICE TEMPERATURES: 40°C - 95°C.
- MAXIMUM WORKING PRESSURE: 10BAR.
- CORROSION FREE.
- 50 YR GUARANTEE.
- ALUMINIUM CORE PREVENTS THE INGRESS OF OXYGEN.
- WRAS APPROVED.



12MM MULTILAYER PIPE

| CODE | MANUF. CODE | SIZE | PACK |
|--------|--------------|--------------|------|
| 499090 | NP2-0912-80 | *80M | 1 |
| 499091 | NP2-0912-240 | *240M | 1 |

16MM MULTILAYER PIPE

| CODE | MANUF. CODE | SIZE | PACK |
|--------|--------------|--------------|------|
| 499097 | NP2-1216-80 | 80M | 1 |
| 499098 | NP2-1216-100 | 100M | 1 |
| 499100 | NP2-1216-150 | 150M | 1 |
| 499102 | NP2-1216-200 | 200M | 1 |
| 499104 | NP2-1216-300 | *300M | 1 |
| 499108 | NP2-1216-500 | 500M | 1 |

PEX-AL-PEX PIPE

- EASY TO CUT, BEND AND FIT.
- MADE WITH FULLY RECYCLABLE MATERIALS.
- CROSSLINKED POLYETHYLENE.
- HIGH HEAT OUTPUT.
- OXYGEN BARRIER.
- 50 YR GUARANTEE.
- TIGHT BENDING RADIUS.
- WRAS APPROVED.



| CODE | MANUF. CODE | SIZE | PACK |
|--------|---------------|--------------------|------|
| 499110 | NP1-1216-100W | 16MM X 100M | 1 |
| 499112 | NP1-1216-200W | 16MM X 200M | 1 |
| 499116 | NP1-1216-500W | 16MM X 500M | 1 |

MANIFOLDS

NOVATHERM WARM WATER MANIFOLDS ARE PRECISION ENGINEERED TO THE HIGHEST INDUSTRY STANDARDS, BACKED BY A FULL 25 YR GUARANTEE.

THE MANIFOLDS ARE MANUFACTURED USING THE HIGHEST QUALITY STAINLESS STEEL ENSURING OUTSTANDING PERFORMANCE AND TOTAL PEACE OF MIND. WRAS APPROVED



| CODE | MANUF. CODE | SIZE | PACK |
|--------|----------------|----------------|------|
| 499050 | NMSS-1F-3/4x2 | 2 PORT | 1 |
| 499052 | NMSS-1F-3/4x3 | 3 PORT | 1 |
| 499054 | NMSS-1F-3/4x4 | 4 PORT | 1 |
| 499056 | NMSS-1F-3/4x5 | 5 PORT | 1 |
| 499058 | NMSS-1F-3/4x6 | 6 PORT | 1 |
| 499060 | NMSS-1F-3/4x7 | 7 PORT | 1 |
| 499062 | NMSS-1F-3/4x8 | 8 PORT | 1 |
| 499064 | NMSS-1F-3/4x9 | 9 PORT | 1 |
| 499066 | NMSS-1F-3/4x10 | 10 PORT | 1 |
| 499068 | NMSS-1F-3/4x11 | 11 PORT | 1 |
| 499070 | NMSS-1F-3/4x12 | 12 PORT | 1 |

***DENOTES A NON-STOCKED PRODUCT, THAT CAN BE ORDERED AND WILL BE DELIVERED DIRECT BY NOVATHERM. ADDITIONAL CARRIAGE CHARGES MAY APPLY.**

UNDERFLOOR HEATING KITS

SINGLE OR MULTI-ZONE PUMP OPTIONS, COMPLETE WITH MULTI-LAYER PIPE, PIPE CLIPS, DIGITAL THERMOSTAT AND EDGE INSULATION.



20m² SINGLE-ZONE

SINGLE-ZONE PUMP UNIT, 100M MULTI-LAYER PIPE, PIPE CLIPS X 100, DIGITAL THERMOSTAT, MALE STRAIGHT UNIONS X 2 & EDGE INSULATION.

| CODE | MANUF. CODE | SIZE | PACK |
|--------|-------------|--------------------------------|------|
| 499000 | | *20m² SINGLE | 1 |

20m² MULTI-ZONE

MULTI-ZONE PUMP UNIT, 2-PORT MANIFOLD, 100M MULTI-LAYER PIPE, PIPE CLIPS X 100, CONNECTOR CORES X 4, DIGITAL THERMOSTAT & EDGE INSULATION.

| CODE | MANUF. CODE | SIZE | PACK |
|--------|--------------|-------------------------------|------|
| 499002 | TRM-MZ-KIT20 | *20m² MULTI | 1 |

30m² MULTI-ZONE

MULTI-ZONE PUMP UNIT, 2-PORT MANIFOLD, 150M MULTI-LAYER PIPE, PIPE CLIPS X 200, CONNECTOR CORES X 4, DIGITAL THERMOSTAT & EDGE INSULATION.

| CODE | MANUF. CODE | SIZE | PACK |
|--------|--------------|-------------------------------|------|
| 499005 | TRM-MZ-KIT30 | *30m² MULTI | 1 |

40m² MULTI-ZONE

MULTI-ZONE PUMP UNIT, 2-PORT MANIFOLD, 200M MULTI-LAYER PIPE, PIPE CLIPS X 200, CONNECTOR CORES X 4, DIGITAL THERMOSTAT & EDGE INSULATION.

| CODE | MANUF. CODE | SIZE | PACK |
|--------|--------------|-------------------------------|------|
| 499007 | TRM-MZ-KIT40 | *40m² MULTI | 1 |

50m² MULTI-ZONE

MULTI-ZONE PUMP UNIT, 3-PORT MANIFOLD, 250M MULTI-LAYER PIPE, PIPE CLIPS X 300, CONNECTOR CORES X 6, DIGITAL THERMOSTAT & EDGE INSULATION.

| CODE | MANUF. CODE | SIZE | PACK |
|--------|--------------|-------------------------------|------|
| 499009 | TRM-MZ-KIT50 | *50m² MULTI | 1 |

60m² MULTI-ZONE

MULTI-ZONE PUMP UNIT, 3-PORT MANIFOLD, 300M MULTI-LAYER PIPE, PIPE CLIPS X 300, CONNECTOR CORES X 6, DIGITAL THERMOSTAT & EDGE INSULATION.

| CODE | MANUF. CODE | SIZE | PACK |
|--------|--------------|-------------------------------|------|
| 499011 | TRM-MZ-KIT60 | *60m² MULTI | 1 |

70m² MULTI-ZONE

MULTI-ZONE PUMP UNIT, 4-PORT MANIFOLD, 350M MULTI-LAYER PIPE, PIPE CLIPS X 400, CONNECTOR CORES X 8, DIGITAL THERMOSTAT & EDGE INSULATION.

| CODE | MANUF. CODE | SIZE | PACK |
|--------|--------------|-------------------------------|------|
| 499013 | TRM-MZ-KIT70 | *70m² MULTI | 1 |

80m² MULTI-ZONE

MULTI-ZONE PUMP UNIT, 4-PORT MANIFOLD, 400M MULTI-LAYER PIPE, PIPE CLIPS X 400, CONNECTOR CORES X 8, DIGITAL THERMOSTAT & EDGE INSULATION.

| CODE | MANUF. CODE | SIZE | PACK |
|--------|--------------|-------------------------------|------|
| 499015 | TRM-MZ-KIT80 | *80m² MULTI | 1 |

90m² MULTI-ZONE

MULTI-ZONE PUMP UNIT, 5-PORT MANIFOLD, 450M MULTI-LAYER PIPE, PIPE CLIPS X 500, CONNECTOR CORES X 10, DIGITAL THERMOSTAT & EDGE INSULATION.

| CODE | MANUF. CODE | SIZE | PACK |
|--------|--------------|-------------------------------|------|
| 499017 | TRM-MZ-KIT90 | *90m² MULTI | 1 |

100m² MULTI-ZONE

MULTI-ZONE PUMP UNIT, 5-PORT MANIFOLD, 500M MULTI-LAYER PIPE, PIPE CLIPS X 500, CONNECTOR CORES X 10, DIGITAL THERMOSTAT & EDGE INSULATION.

| CODE | MANUF. CODE | SIZE | PACK |
|--------|---------------|--------------------------------|------|
| 499019 | TRM-MZ-KIT100 | *100m² MULTI | 1 |

120m² MULTI-ZONE

MULTI-ZONE PUMP UNIT, 6-PORT MANIFOLD, 600M MULTI-LAYER PIPE, PIPE CLIPS X 600, CONNECTOR CORES X 12, DIGITAL THERMOSTAT & EDGE INSULATION.

| CODE | MANUF. CODE | SIZE | PACK |
|--------|---------------|--------------------------------|------|
| 499021 | TRM-MZ-KIT120 | *120m² MULTI | 1 |

140m² MULTI-ZONE

MULTI-ZONE PUMP UNIT, 7-PORT MANIFOLD, 700M MULTI-LAYER PIPE, PIPE CLIPS X 700, CONNECTOR CORES X 14, DIGITAL THERMOSTAT & EDGE INSULATION.

| CODE | MANUF. CODE | SIZE | PACK |
|--------|---------------|--------------------------------|------|
| 499023 | TRM-MZ-KIT140 | *140m² MULTI | 1 |

160m² MULTI-ZONE

MULTI-ZONE PUMP UNIT, 8-PORT MANIFOLD, 800M MULTI-LAYER PIPE, PIPE CLIPS X 800, CONNECTOR CORES X 16, DIGITAL THERMOSTAT & EDGE INSULATION.

| CODE | MANUF. CODE | SIZE | PACK |
|--------|---------------|--------------------------------|------|
| 499025 | TRM-MZ-KIT160 | *160m² MULTI | 1 |

180m² MULTI-ZONE

MULTI-ZONE PUMP UNIT, 9-PORT MANIFOLD, 900M MULTI-LAYER PIPE, PIPE CLIPS X 900, CONNECTOR CORES X 18, DIGITAL THERMOSTAT & EDGE INSULATION.

| CODE | MANUF. CODE | SIZE | PACK |
|--------|---------------|--------------------------------|------|
| 499027 | TRM-MZ-KIT180 | *180m² MULTI | 1 |

200m² MULTI-ZONE

MULTI-ZONE PUMP UNIT, 10-PORT MANIFOLD, 1000M MULTI-LAYER PIPE, PIPE CLIPS X 1000, CONNECTOR CORES X 20, DIGITAL THERMOSTAT & EDGE INSULATION.

| CODE | MANUF. CODE | SIZE | PACK |
|--------|---------------|--------------------------------|------|
| 499029 | TRM-MZ-KIT200 | *200m² MULTI | 1 |

220m² MULTI-ZONE

MULTI-ZONE PUMP UNIT, 11-PORT MANIFOLD, 1200M MULTI-LAYER PIPE, PIPE CLIPS X 1200, CONNECTOR CORES X 22, DIGITAL THERMOSTAT & EDGE INSULATION.

| CODE | MANUF. CODE | SIZE | PACK |
|--------|---------------|--------------------------------|------|
| 499031 | TRM-MZ-KIT220 | *220m² MULTI | 1 |

240m² MULTI-ZONE

MULTI-ZONE PUMP UNIT, 12-PORT MANIFOLD, 1400M MULTI-LAYER PIPE, PIPE CLIPS X 1400, CONNECTOR CORES X 24, DIGITAL THERMOSTAT & EDGE INSULATION.

| CODE | MANUF. CODE | SIZE | PACK |
|--------|---------------|--------------------------------|------|
| 499033 | TRM-MZ-KIT240 | *240m² MULTI | 1 |

*** DENOTES A NON-STOCKED PRODUCT, THAT CAN BE ORDERED AND WILL BE DELIVERED DIRECT BY NOVATHERM. ADDITIONAL CARRIAGE CHARGES MAY APPLY.**

BALL VALVES, AIR VENTS & PIPE CONNECTORS

BALL VALVES & AIR VENTS



| CODE | MANUF. CODE | SIZE | PACK |
|--------|-------------|---------------------------------------|------|
| 499084 | NTBVx2 | THERMOMETER BALL VALVES (PAIR) | 1 |
| 499086 | NMBVx2 | MANUAL (PAIR) | 1 |
| 499088 | AAVx2 | *AIR VENTS (PAIR) | 1 |

PIPE/MANIFOLD CONNECTORS



| CODE | MANUF. CODE | SIZE | PACK |
|--------|----------------------|--|------|
| 499082 | NF1-C0912x3/4 | *12MM | 1 |
| 499080 | NF1-C1216x3/4 | 16MM | 1 |
| 499120 | NF1-S1216x15CU2C | 16MM X 15MM COMPRESSION ADAPTOR | 1 |
| 499122 | NF1-S1216x1216C | 16MM UNION | 1 |
| 499600 | NF1-S1216x1/2 | 16MM MALE x 1/2" UNION | 1 |
| 499602 | NF1-S0912x1/2 | 12MM MALE x 1/2" UNION | 1 |
| 499608 | NF1-C1216x1/2 A(III) | MTA TERMINAL ADAPTOR 16-15MM | 1 |
| 499207 | NTZL-1213 | THERMOSTATC VALVE CORE FOR MANIFOLD | 1 |

MANIFOLD FLOW METER



| CODE | MANUF. CODE | SIZE | PACK |
|--------|-------------|----------------------------|------|
| 499205 | NTZL-1211 | MANIFOLD FLOW METER | 1 |

CONTROLS, PUMPS & ACTUATORS



TEMPERATURE CONTROL & PUMP

| CODE | MANUF. CODE | SIZE | PACK |
|--------|------------------------|-----------------------|------|
| 499150 | ESS-TMV-UFH20-55 | MULTI-ZONE | 1 |
| 499152 | ESS-SINGLE LOOP-UFH-BP | SINGLE-ZONE | 1 |
| 499154 | ESS-HEAT-PUMP-G210 | *HEATPUMP PACK | 1 |

GRUNDFOS UPM3 PUMP



| CODE | MANUF. CODE | SIZE | PACK |
|--------|-------------|-----------------------|------|
| 499156 | UPM3 | *GRUNDFOS PUMP | 1 |

ACTUATOR



| CODE | MANUF. CODE | SIZE | PACK |
|--------|--------------|-------------|------|
| 499158 | 22Cx230NC2-5 | 230v | 1 |

ACCESSORIES

SPREADER PLATES



| CODE | MANUF. CODE | SIZE | PACK |
|--------|-------------|------------------------------------|------|
| 499180 | AHDP-2 | *DOUBLE GROOVE | 1 |
| 499182 | AHDP-3 | *TRIPLE GROOVE | 1 |
| 499184 | FFB250 | *FIT FROM BELOW PLATE 250MM | 1 |
| 499186 | FFB150 | *FIT FROM BELOW PLATE 150MM | 1 |

CLIP RAIL & FIXINGS



| CODE | MANUF. CODE | SIZE | PACK |
|--------|--------------|-------------------------------------|------|
| 499188 | G-RAIL 1M | SELF-ADHESIVE CLIP RAIL 1M | 1 |
| 499190 | TG-4060 | *TACKER GUN | 1 |
| 499192 | KU-16-40x300 | *PIPE STAPLES 40MM | 1 |
| 499194 | KU-16-60x300 | PIPE STAPLES 60MM | 1 |
| 499198 | INSx50M | PERMITER EDGE INSULATION 50M | 1 |

PIPE ACCESSORIES



| CODE | MANUF. CODE | SIZE | PACK |
|--------|---------------|---------------------------------------|------|
| 499196 | PD-16-500 | *PIPE DECOILER | 1 |
| 499200 | G-JILL | PIPE CUTTER | 1 |
| 499202 | ZYD2-12-16-20 | PIPE REAMING TOOL (12/16/20MM) | 1 |

* DENOTES A NON-STOCKED PRODUCT, THAT CAN BE ORDERED AND WILL BE DELIVERED DIRECT BY NOVATHERM. ADDITIONAL CARRIAGE CHARGES MAY APPLY.

NOVATHERM THERMOSTATS & ACCESSORIES

WIRED THERMOSTATS



| CODE | MANUF. CODE | SIZE | PACK |
|--------|-------------|-----------------------------------|------|
| 499552 | SQ610 | *QUANTUM PROGRAMMABLE 230V | 1 |
| 499556 | SQ610 RF | *QUANTUM PROGRAMMABLE RF | 1 |
| 499558 | CDUK | *QUANTUM DOCKING STATION | 1 |

WIRING CENTRES



| CODE | MANUF. CODE | SIZE | PACK |
|--------|-------------|---------------------|------|
| 499562 | CB500 | *8 ZONE 230V | 1 |
| 499564 | KL08 RF | *8 ZONE RF | 1 |

MISCELLANEOUS ACCESSORIES



| CODE | MANUF. CODE | SIZE | PACK |
|--------|-------------|---------------------------------|------|
| 499566 | FS4000 | *FLOOR SENSOR PROBE | 1 |
| 499568 | PMV22 | ZONE VALVE 22MM - 2 PORT | 1 |
| 499570 | UG600 | *UNIVERSAL GATEWAY HUB | 1 |
| 499572 | RX10RF | *BOILER RECEIVER | 1 |
| 499574 | SP600 | *SMART PLUG | 1 |

HEATMISER THERMOSTATS & ACCESSORIES

HEATMISER WIRED THERMOSTATS



| CODE | MANUF. CODE | SIZE | PACK |
|--------|-------------|---------------------------------------|------|
| 499230 | DS1 V2 | *DIAL 230V | 1 |
| 499232 | EDGE | EDGE MULTIMODE 230V | 1 |
| 499234 | NEOSTAT V2 | *PROGRAMMABLE - SMART 230V | 1 |
| 499236 | NEOSTAT-HW | *SMART HOT WATER PROGRAMME | 1 |
| 499238 | SLIMLINE V3 | *PROGRAMMABLE DIGITAL 230V | 1 |
| 499242 | TOUCH V2 | *TOUCHSCREEN PROGRAMMABLE 230V | 1 |

HEATMISER WIRELESS THERMOSTATS



| CODE | MANUF. CODE | SIZE | PACK |
|--------|---------------|-------------------------------|------|
| 499250 | NEOAIR | *PROGRAMMABLE - SMART | 1 |
| 499252 | SLIMLINE-RF | PROGRAMMABLE - DIGITAL | 1 |
| 499256 | EDGE WIRELESS | *AIR SENSOR | 1 |
| 499258 | RF SWITCH | *RECEIVER | 1 |

HEATMISER WIRING CENTRES



| CODE | MANUF. CODE | SIZE | PACK |
|--------|-------------|------------------------|------|
| 499260 | UH4 | 4 ZONE 230V | 1 |
| 499264 | UH8 | 8 ZONE 230V | 1 |
| 499266 | UH8-RF | 8 ZONE WIRELESS | 1 |

HEATMISER ACCESSORIES



| CODE | MANUF. CODE | SIZE | PACK |
|--------|---------------------|---|------|
| 499274 | NEOSTATE | *ELECTRIC FLOOR SMART STAT 230V | 1 |
| 499276 | SLIMLINE-E | *ELECTRIC FLOOR PROGRAMMABLE STAT 230V | 1 |
| 499280 | SENSORPROBE-3M | *SENSOR PROBE | 1 |
| 499282 | THIMBLESENSOR | *THIMBLE SENSOR | 1 |
| 499284 | EN030 SENSOR | *SENSOR PROBE HOUSING | 1 |
| 499286 | EDGE-CONTACT-SENSOR | *WIRELESS DOOR/WINDOW SWITCH | 1 |
| 499288 | NEOHUB GEN2 | *NEOHUB GEN2 (HOMEKIT) | 1 |
| 499290 | NEOPLUG | *NEOPLUG | 1 |

LEVELLING COMPOUNDS, ADHESIVES & PRIMERS

LEVELLING COMPOUNDS



| CODE | MANUF. CODE | SIZE | PACK |
|--------|---------------------|--|------|
| 499500 | PROLEVELIT 1 | *1 PART | 1 |
| 499502 | PROLEVELIT 2 | *FLEXIBLE 2 PART | 1 |
| 499504 | PROLEVELFIBRE | *FIBRE REINFORCED | 1 |
| 499506 | PROLEVELRAPID | *RAPID SET | 1 |
| 499508 | PROLEVELIT RENOVATE | *SEMI-RAPID FIBRE REINFORCED 1 PART | 1 |

TILE ADHESIVE



| CODE | MANUF. CODE | SIZE | PACK |
|--------|-------------------|---|------|
| 499510 | PROFLEXSPGREY | *FLEXIBLE GREY | 1 |
| 499512 | PROFLEXSP-WHITE | *FLEXIBLE WHITE | 1 |
| 499514 | PROFLEXSPES-GREY | *EXTENDED SET GREY | 1 |
| 499516 | PROFLEXSPES-WHITE | *EXTENDED SET WHITE | 1 |
| 499518 | PROFLEX S2 GREY | *FLEXIBLE FIBRE REINFORCED GREY | 1 |
| 499520 | PROFLEX S2 WHITE | *FLEXIBLE FIBRE REINFORCED WHITE | 1 |
| 499404 | NTPROADH-500 | *PRO SPRAY CONTACT ADHESIVE 500ML | 1 |
| 499406 | NTPROADH-22L | *PRO SPRAY CONTACT ADHESIVE 22L | 1 |
| 499420 | GYPDECK ADHESIVE | *ADHESIVE 1.1KG 30M² COVERAGE | 1 |

PRIMERS



| CODE | MANUF. CODE | SIZE | PACK |
|--------|-------------|--------------------------|------|
| 499522 | PROPRIMER1L | *POLYMER 1L | 1 |
| 499524 | PROPRIMER5L | *POLYMER 5L | 1 |
| 499526 | MSPPRIMER5L | *MULTI-SURFACE 5L | 1 |

*** DENOTES A NON-STOCKED PRODUCT, THAT CAN BE ORDERED AND WILL BE DELIVERED DIRECT BY NOVATHERM. ADDITIONAL CARRIAGE CHARGES MAY APPLY.**

BOARDS & PANELS

INSULATION BOARDS XPS 1200MM X 600MM




| CODE | MANUF. CODE | SIZE | PACK |
|--------|-------------|--------------------|------|
| 499350 | XPS6 | *6MM THICK | 1 |
| 499352 | XPS10 | *10MM THICK | 1 |
| 499354 | XPS20 | *20MM THICK | 1 |

TILE BACKER BOARDS 1200MM X 600MM



| CODE | MANUF. CODE | SIZE | PACK |
|--------|-------------|--------------------|------|
| 499360 | TB04 | *4MM THICK | 1 |
| 499362 | TB06 | *6MM THICK | 1 |
| 499364 | TB10 | *10MM THICK | 1 |

FLOATING FLOOR ROUTED & FOIL PANELS 1200MM X 600MM




| CODE | MANUF. CODE | SIZE | PACK |
|--------|----------------------------|--|------|
| 499370 | EPS0186001200 RF-100RF | *18MM THICK 6 GROOVES 12MM PIPE | 1 |
| 499372 | EPS0186001200 RF-150RF | *18MM THICK 4 GROOVES 12MM PIPE | 1 |
| 499374 | EPS-R200- 25x1200-150RF | *25MM THICK 8 GROOVES 16MM PIPE | 1 |
| 499376 | EPS-R200- 25x1200-200RF | *25MM THICK 6 GROOVES 16MM PIPE | 1 |

HEATBOARD PANELS (ROUTED CHIPBOARD) 2400MM X 600MM



| CODE | MANUF. CODE | SIZE | PACK |
|--------|-------------------------|---|------|
| 499380 | HBCHIP022600 2400-R | *STANDARD 22MM THICK 12MM PIPE | 1 |
| 499382 | HBCHIP022600 2400-FF | *FOIL-FACED 22MM THICK 12MM PIPE | 1 |

SOLID FLOOR XPS PANELS (ROUTED) 1200MM X 600MM




| CODE | MANUF. CODE | SIZE | PACK |
|--------|-------------------------|--|------|
| 499396 | NT12x6-ND SFPC16-100 | *16MM THICK 4 GROOVES 12MM PIPE (100MM) | 1 |
| 499398 | NT12x6-ND SFPC16 | *16MM THICK 4 GROOVES 12MM PIPE (150MM) | 1 |
| 499390 | NT12x6- 150x18MM | *18MM THICK 4 GROOVES 12MM PIPE | 1 |
| 499399 | NT12x6ND SFPC20 | *20MM THICK 4 GROOVES 16MM PIPE (150MM) | 1 |
| 499392 | NT12x6- 150x25MM | *25MM THICK 4 GROOVES 16MM PIPE | 1 |
| 499394 | NT12x6- 200x25MM | *25MM THICK 3 GROOVES 16MM PIPE | 1 |

SOLID FLOOR THERMRITE™ PREMIER BOARD




| CODE | MANUF. CODE | SIZE | PACK |
|--------|-------------|---|------|
| 499400 | NTPPANEL16 | *1200 x 600 x 16MM THICK 12MM PIPE | 1 |
| 499402 | NTPPANEL20 | *1200 x 600 x 20MM THICK 16MM PIPE | 1 |

CEMENT BOARD PANELS (FIBRE BOARD)



| CODE | MANUF. CODE | SIZE | PACK |
|--------|-----------------------|---|------|
| 499410 | GYPDECK18 | *T & G PROFILE 1200 x 600 x 18MM THICK | 1 |
| 499412 | TD18S 800x600 | *PLAIN PROFILE (STRAIGHT) 800 x 600 x 18MM THICK 12MM PIPE | 1 |
| 499414 | TD18SR 1200x600 | *PLAIN PROFILE (UNIVERSAL) 1200 x 600 x 18MM THICK 12MM PIPE | 1 |
| 499416 | TD 18SR 1200x600TG | *T & G PROFILE (STRAIGHT) 1200 x 600 x 18MM THICK 12MM PIPE | 1 |
| 499418 | TD 18U 1200x600TG | *T & G PROFILE (UNIVERSAL) 1200 x 600 x 18MM THICK 12MM PIPE | 1 |

MISCELLANEOUS BOARDS



| CODE | MANUF. CODE | SIZE | PACK |
|--------|---------------|---|------|
| 499430 | PP600 | *PROFIX PANEL 600 x 600 x 15MM THICK (PK10) | 1 |
| 499432 | PP600 PLUS | *PROFIX PLUS PANEL 600 x 1200 x 20MM THICK | 1 |
| 499434 | CP1220-820x20 | *CASTELLATED PANEL 1220 x 820 x 20MM THICK | 1 |

***DENOTES A NON-STOCKED PRODUCT, THAT CAN BE ORDERED AND WILL BE DELIVERED DIRECT BY NOVATHERM. ADDITIONAL CARRIAGE CHARGES MAY APPLY.**



PEGASUS PRESSFIT

FROM
EMBRASS PEERLESS



THE PEGASUS PRESSFIT RANGE PROVIDES A COMPREHENSIVE PLUMBING AND HEATING SOLUTION WITH THE MOST COST EFFECTIVE FITTINGS AND VALVES ON THE MARKET.

SEE PAGES 5 - 11
FOR THE FULL
RANGE OF
PEGASUS PRESSFIT



ALL PEGASUS M-PROFILE FITTINGS PROVIDE A FLAME-FREE, PERMANENT AND LEAK-PROOF JOINT AND ARE SUITABLE FOR USE ON:

- **POTABLE WATER** (WATER RANGE ONLY)
- **HEATING** (WATER RANGE ONLY)
- **NATURAL GAS & LPG APPLICATIONS** (GAS RANGE ONLY)
- **RAINWATER**
- **COMPRESSED AIR**
- **FIRE EXTINGUISHING SYSTEMS**
- **SANITARY WATER**

SYSTEM BENEFITS

- O-RINGS INCORPORATE LEAK DETECTION INDICATORS
- SEALS ARE MADE WHEN THE GREEN (WATER), YELLOW (GAS) PLASTIC CRIMP INDICATOR PEELS AWAY FROM THE FITTING WHEN CRIMPED CORRECTLY.
- A **LIFETIME GUARANTEE**.
- **WRAS** APPROVED - WATER RANGE.
- **DVGW** APPROVED - GAS RANGE.
- **EPDM** BLACK O-RING - WATER RANGE
- **HNBR** YELLOW O-RING - GAS RANGE



eden

MAGNETIC SCALE INHIBITORS

LIMESCALE PREVENTION FOR BOILERS, CYLINDERS, SHOWERS, WASHING MACHINES, DISHWASHERS & ALL OTHER HEATING APPLIANCES.

- ESSENTIAL FOR ENERGY SAVINGS -

- WATER CONDITIONER
- WHOLE HOUSE PROTECTION
- CHROME PLATED COPPER
- CONFORMS TO CURRENT BUILDING REGULATIONS
- PROTECTS BOILER
- MAXIMUM WORKING PRESSURE: 12 BAR
- MAXIMUM TEMPERATURE: 30°C
- MAXIMUM FLOW RATE: 1.08 LTR/SEC

LIFETIME
GUARANTEE



SEE PAGE 111 FOR
MORE INFORMATION

COMPRESSION 15MM (CODE: 393940)

- LENGTH: 130MM
- DIAMETER: 25MM
- NOMINAL FLOW RATE:
3 BAR PRESSURE 25 LTR/MIN

COMPRESSION 22MM (CODE: 393942)

- LENGTH: 143MM
- DIAMETER: 35MM
- NOMINAL FLOW RATE:
3 BAR PRESSURE 40 LTR/MIN

P1 PRE-PACK PLUMBING



| CONTENTS | PAGE | PAGE |
|--------------------------------------|-------------|--|
| GENERAL VALVES & FITTINGS | 236 | PIPE CLIPS 241 |
| APPLIANCE HOSES & ACCS. | 237 | PLUMBING ACCESSORIES 242 |
| FLEXIBLE TAP CONNECTORS | 237 | MECHANICAL WASTE FITTINGS 242 |
| BRASS FITTINGS | 237 | SPEEDFIT FITTINGS 242 |
| COMPRESSION FITTINGS | 238 | BASIN, BATH, SINK & SHOWERS 243 |
| END FEED FITTINGS | 239 | TOILET FITTINGS 244 |
| SOLDER RING FITTINGS | 240 | WASHERS 245 |
| HEATING PRODUCTS | 241 | PRE-PACK STANDS 246 - 250 |
| GAS PRODUCTS | 241 | |



P1 PLUMBING PRE-PACK RANGE

HUNDREDS OF QUALITY PRE-PACKED PRODUCTS TO SUIT YOUR BUSINESS NEEDS.

P1 PLUMBING PRE-PACK PROVIDES:

- A PROFITABLE AND EFFICIENT USE OF YOUR RETAIL SPACE.
- A COMPREHENSIVE RANGE OF POPULAR PLUMBING COMPONENTS IN SECURE, EAN BARCODED RETAIL READY PACKS.
- A CONVENIENT AND COST EFFECTIVE, SELF SERVICE SOLUTION FOR YOUR DIY AND TRADE CUSTOMERS.
- THE ASSURANCE OF THE EMBRASS PEERLESS BRAND AND SERVICE.

MAKE YOUR SPACE WORK HARDER

P1 PRE-PACK PLUMBING

GENERAL VALVES

HOSE UNION BIB TAPS



| CODE | SIZE | PACK |
|------------|---------------------------------|------|
| 301308-PAC | 1/2" BRASS | 1 |
| 301317-PAC | 1/2" c/w DOUBLE CHECK VALVE DZR | 1 |

STOPCOCK EN1213



| CODE | SIZE | PACK |
|------------|------------|------|
| 301606-PAC | 15MM BRASS | 1 |

GATE VALVE BS5154



| CODE | SIZE | PACK |
|------------|------------|------|
| 302209-PAC | 15MM BRASS | 1 |

MT COCKS



| CODE | SIZE | PACK |
|------------|-------------------|------|
| 303307-PAC | 1/2" TYPE A BRASS | 1 |
| 303321-PAC | 15MM TYPE A BRASS | 1 |

ISOLATING VALVES - CHROME



| CODE | SIZE | PACK |
|-------------|-------------------|------|
| 304609-PAC | 15MM | 1 |
| 304609-PAC2 | 15MM | 2 |
| 304613-PAC | 15MM HP FULL BORE | 1 |
| 304618-PAC | 15MM WITH HANDLE | 1 |
| 304627-PAC | 22MM | 1 |

CHECK VALVE (NON-RETURN VALVE)



| CODE | SIZE | PACK |
|------------|------------|------|
| 307612-PAC | 22MM BRASS | 1 |

LEVER BALL VALVE - STD BLACK HANDLE C/W RED & BLUE BANDS



| CODE | SIZE | PACK |
|------------|------|------|
| 305516-PAC | 15MM | 1 |
| 305521-PAC | 22MM | 1 |
| 305526-PAC | 28MM | 1 |

LEVER BALL VALVE - GAS YELLOW HANDLE

SUITABLE FOR NG & LPG.



| CODE | SIZE | PACK |
|------------|------|------|
| 305715-PAC | 15MM | 1 |
| 305720-PAC | 22MM | 1 |

WASHING MACHINE TAPS



| CODE | SIZE | PACK |
|------------|--------------------------|------|
| 392410-PAC | 15MM x 3/4" STRAIGHT | 1 |
| 392415-PAC | 15MM x 3/4" ANGLE | 1 |
| 392419-PAC | 15MM x 3/4" TEE | 1 |
| 392424-PAC | 15MM x 3/4" SELF CUTTING | 1 |

APPLIANCE HOSES & ACCESSORIES

WASHING MACHINE INLET HOSES



| CODE | SIZE | PACK |
|------------|-----------|------|
| 392442-PAC | 1.5M RED | 1 |
| 392451-PAC | 2.5M RED | 1 |
| 392446-PAC | 1.5M BLUE | 1 |
| 392455-PAC | 2.5M BLUE | 1 |

WASHING MACHINE / APPLIANCE OUTLET HOSES



| CODE | SIZE | PACK |
|------------|------|------|
| 392465-PAC | 1.5M | 1 |
| 392475-PAC | 2.5M | 1 |

PLUMBING OUT KIT



| CODE | SIZE | PACK |
|------------|-----------------------------------|------|
| 392528-PAC | PLUMBING OUT KIT (DRAIN-AWAY KIT) | 1 |

WASHING MACHINE Y-PIECE



| CODE | SIZE | PACK |
|------------|---------|------|
| 392490-PAC | Y-PIECE | 1 |

OUTLET HOSE JOINER



| CODE | SIZE | PACK |
|------------|------|------|
| 392530-PAC | 17MM | 1 |

FLEXIBLE TAP CONNECTORS

STANDARD BORE C x F



| CODE | SIZE | PACK |
|------------|---------------------|------|
| 324634-PAC | 15MM x 1/2" x 300MM | 2 |
| 324636-PAC | 15MM x 1/2" x 500MM | 1 |
| 324643-PAC | 15MM x 3/4" x 300MM | 2 |
| 392645-PAC | 22MM x 3/4" x 300MM | 2 |

STANDARD BORE C/W ISOLATING VALVE C x F



| CODE | SIZE | PACK |
|------------|---------------------|------|
| 324652-PAC | 15MM x 1/2" x 300MM | 2 |
| 324656-PAC | 22MM x 3/4" x 300MM | 2 |

TUBE TO TUBE STANDARD BORE C x F



| CODE | SIZE | PACK |
|------------|---------------------|------|
| 324665-PAC | 15MM x 15MM x 300MM | 2 |

TAP TAILS - MONOBLOC STANDARD BORE C x M



| CODE | SIZE | PACK |
|------------|---------------------|------|
| 324675-PAC | 15MM x 10MM x 300MM | 2 |
| 324679-PAC | 15MM x 12MM x 300MM | 2 |

PUSHFIT STANDARD BORE C x F



| CODE | SIZE | PACK |
|------------|---------------------|------|
| 324705-PAC | 15MM x 1/2" x 300MM | 2 |
| 324714-PAC | 22MM x 3/4" x 300MM | 2 |

PUSHFIT STANDARD BORE C/W ISOLATING VALVE C x F



| CODE | SIZE | PACK |
|------------|---------------------|------|
| 324720-PAC | 15MM x 1/2" x 300MM | 2 |

PUSHFIT TUBE TO TUBE STANDARD BORE C x F



| CODE | SIZE | PACK |
|------------|---------------------|------|
| 324740-PAC | 15MM x 15MM x 300MM | 2 |

BRASS FITTINGS

FLANGED PLUG



| CODE | SIZE | PACK |
|------------|------|------|
| 348212-PAC | 3/8" | 1 |
| 348216-PAC | 1/2" | 2 |
| 348221-PAC | 3/4" | 2 |

SOCKET



| CODE | SIZE | PACK |
|------------|------|------|
| 348414-PAC | 3/8" | 1 |
| 348418-PAC | 1/2" | 1 |
| 348423-PAC | 3/4" | 1 |

FLANGED BACKNUT



| CODE | SIZE | PACK |
|------------|--------------------|------|
| 348905-PAC | 1/2" | 2 |
| 348915-PAC | 3/4" | 2 |
| 348910-PAC | 1/2" HEAVY PATTERN | 2 |
| 348917-PAC | 3/4" HEAVY PATTERN | 2 |

HEXAGON BUSH



| CODE | SIZE | PACK |
|------------|--------------------|------|
| 349130-PAC | 1/2" x 3/8" | 2 |
| 349135-PAC | 3/4" x 1/2" | 2 |
| 349140-PAC | 3/4" x 1/2" CHROME | 1 |

HEXAGON NIPPLE



| CODE | SIZE | PACK |
|------------|------|------|
| 349317-PAC | 1/2" | 1 |
| 349322-PAC | 3/4" | 1 |

RUNNING NIPPLE



| CODE | SIZE | PACK |
|------------|-----------|------|
| 349350-PAC | 1/2" x 4" | 1 |
| 349355-PAC | 3/4" x 4" | 1 |

CAP



COMPLETE WITH FIBRE WASHER.

| CODE | SIZE | PACK |
|------------|------|------|
| 348616-PAC | 1/2" | 1 |
| 348620-PAC | 3/4" | 1 |

COMPRESSION FITTINGS - BRASS

COUPLER C x C



| CODE | SIZE | PACK |
|------------|------|------|
| 318025-PAC | 15MM | 2 |
| 318027-PAC | 22MM | 2 |
| 318029-PAC | 28MM | 1 |

REDUCING COUPLER C x C



| CODE | SIZE | PACK |
|------------|-------------|------|
| 318154-PAC | 15MM x 8MM | 2 |
| 318156-PAC | 15MM x 10MM | 2 |
| 318158-PAC | 15MM x 12MM | 2 |
| 318160-PAC | 22MM x 15MM | 1 |
| 318162-PAC | 28MM x 22MM | 1 |

REDUCER - 1 PART



| CODE | SIZE | PACK |
|------------|-------------|------|
| 321912-PAC | 15MM x 8MM | 2 |
| 321910-PAC | 15MM x 10MM | 2 |

SPIGOT COUPLER C x MI



| CODE | SIZE | PACK |
|------------|-------------|------|
| 321800-PAC | 15MM x 3/8" | 2 |

COUPLER MALE C x MI



| CODE | SIZE | PACK |
|------------|-------------|------|
| 318056-PAC | 15MM x 3/8" | 2 |
| 318058-PAC | 15MM x 1/2" | 2 |
| 318060-PAC | 15MM x 3/4" | 2 |
| 318066-PAC | 22MM x 3/4" | 1 |
| 318068-PAC | 22MM x 1" | 1 |
| 318070-PAC | 28MM x 1" | 1 |

COUPLER FEMALE C x FI



| CODE | SIZE | PACK |
|------------|-------------|------|
| 318114-PAC | 15MM x 1/2" | 2 |
| 318116-PAC | 15MM x 3/4" | 2 |
| 318118-PAC | 22MM x 3/4" | 1 |
| 318120-PAC | 22MM x 1" | 1 |
| 318122-PAC | 28MM x 1" | 1 |

ELBOW C x C



| CODE | SIZE | PACK |
|------------|-------------|------|
| 318210-PAC | 15MM | 2 |
| 318212-PAC | 22MM | 2 |
| 318214-PAC | 28MM | 1 |
| 318230-PAC | 22MM x 15MM | 1 |

ELBOW MALE C x MI



| CODE | SIZE | PACK |
|------------|-------------|------|
| 318240-PAC | 15MM x 1/2" | 2 |
| 318242-PAC | 15MM x 3/4" | 1 |
| 318244-PAC | 22MM x 3/4" | 1 |
| 318246-PAC | 22MM x 1" | 1 |
| 318248-PAC | 28MM x 1" | 1 |

ELBOW FEMALE C x FI



| CODE | SIZE | PACK |
|------------|-------------|------|
| 318280-PAC | 15MM x 1/2" | 2 |
| 322709-PAC | 15MM x 3/4" | 1 |
| 318282-PAC | 22MM x 3/4" | 1 |
| 318286-PAC | 28MM x 1" | 1 |

WALLPLATE ELBOW C x FI



| CODE | SIZE | PACK |
|------------|-------------|------|
| 318550-PAC | 15MM x 1/2" | 1 |

TEE C x C x C



| CODE | SIZE | PACK |
|--------------|------|------|
| 318310-PAC | 15MM | 2 |
| 318312-PAC 1 | 22MM | 1 |
| 318312-PAC | 22MM | 2 |
| 318314-PAC | 28MM | 1 |

REDUCING TEE C x C x C



| CODE | SIZE | PACK |
|------------|--------------------|------|
| 318405-PAC | 15MM x 15MM x 22MM | 1 |
| 318420-PAC | 22MM x 22MM x 15MM | 1 |

TAP CONNECTOR STRAIGHT C x NUT FOR TAP TAIL



| CODE | SIZE | PACK |
|------------|-------------|------|
| 324607-PAC | 15MM x 1/2" | 2 |
| 324611-PAC | 15MM x 3/4" | 2 |
| 324616-PAC | 22MM x 3/4" | 2 |

TAP CONNECTOR BENT C x NUT FOR TAP TAIL



| CODE | SIZE | PACK |
|------------|-------------|------|
| 324625-PAC | 15MM x 1/2" | 2 |
| 324629-PAC | 22MM x 3/4" | 2 |

STOPEND C



| CODE | SIZE | PACK |
|------------|------|------|
| 318510-PAC | 15MM | 2 |
| 318512-PAC | 22MM | 2 |
| 318514-PAC | 28MM | 1 |

BLANKING NUT & WASHER



| CODE | SIZE | PACK |
|------------|------|------|
| 348985-PAC | 1/2" | 1 |
| 348987-PAC | 3/4" | 1 |

OLIVES



| CODE | SIZE | PACK |
|---------------|-------------|------|
| 324015-PAC | 8MM BRASS | 5 |
| 324019-PAC | 10MM BRASS | 5 |
| 324024-PAC | 12MM BRASS | 5 |
| 324028-PAC | 15MM BRASS | 10 |
| 324032-PAC | 22MM BRASS | 5 |
| 324037-PAC | 28MM BRASS | 5 |
| 324118-PAC | 15MM COPPER | 10 |
| 324122-PAC | 22MM COPPER | 5 |
| 324122-PAC 10 | 22MM COPPER | 10 |
| 324128-PAC | 28MM COPPER | 4 |
| 324154-PAC | 3/4" COPPER | 5 |

COMPRESSION FITTINGS - CHROME



| CODE | SIZE | PACK |
|------------|-----------------------------|------|
| 321015-PAC | 15MM COUPLER | 2 |
| 321045-PAC | 15MM ELBOW | 2 |
| 321060-PAC | 15MM TEE | 1 |
| 321055-PAC | 15MM x 1/2" WALLPLATE ELBOW | 1 |

END FEED FITTINGS

COUPLER C x C



| CODE | SIZE | PACK |
|------------|------|------|
| 431115-PAC | 15MM | 5 |
| 431119-PAC | 22MM | 3 |
| 431124-PAC | 28MM | 2 |

SLIP COUPLER C x C



| CODE | SIZE | PACK |
|------------|------|------|
| 431600-PAC | 15MM | 4 |
| 431605-PAC | 22MM | 4 |

REDUCING COUPLER C x C



| CODE | SIZE | PACK |
|------------|-------------|------|
| 431509-PAC | 22MM x 15MM | 3 |
| 431511-PAC | 28MM x 15MM | 2 |
| 431513-PAC | 28MM x 22MM | 2 |

FITTING REDUCER C x C



| CODE | SIZE | PACK |
|------------|-------------|------|
| 431716-PAC | 22MM x 15MM | 3 |
| 431720-PAC | 28MM x 15MM | 2 |
| 431725-PAC | 28MM x 22MM | 2 |

COUPLER MALE C x MI



| CODE | SIZE | PACK |
|------------|-------------|------|
| 431213-PAC | 15MM x 1/2" | 2 |

ELBOW C x C



| CODE | SIZE | PACK |
|------------|------|------|
| 432229-PAC | 15MM | 5 |
| 432233-PAC | 22MM | 2 |
| 432238-PAC | 28MM | 2 |

STREET ELBOW 90° C x C



| CODE | SIZE | PACK |
|------------|----------------|------|
| 432830-PAC | 15MM | 3 |
| 432832-PAC | 15MM LONG TAIL | 2 |
| 432835-PAC | 22MM | 2 |
| 432839-PAC | 28MM | 2 |

OBTUSE ELBOW 45° C x C



| CODE | SIZE | PACK |
|------------|------|------|
| 432907-PAC | 15MM | 3 |
| 432912-PAC | 22MM | 2 |
| 432916-PAC | 28MM | 2 |

OBTUSE STREET ELBOW 45° C x C



| CODE | SIZE | PACK |
|------------|------|------|
| 432950-PAC | 15MM | 3 |
| 432954-PAC | 22MM | 2 |
| 432959-PAC | 28MM | 2 |

TAP CONNECTOR STRAIGHT C x NUT FOR TAP TAIL



| CODE | SIZE | PACK |
|------------|-------------|------|
| 434207-PAC | 15MM x 1/2" | 2 |
| 434211-PAC | 15MM x 3/4" | 2 |

TAP CONNECTOR BENT C x NUT FOR TAP TAIL



| CODE | SIZE | PACK |
|------------|-------------|------|
| 434307-PAC | 15MM x 1/2" | 2 |
| 434309-PAC | 15MM x 3/4" | 2 |

TEE C x C x C



| CODE | SIZE | PACK |
|------------|------|------|
| 433414-PAC | 15MM | 5 |
| 433418-PAC | 22MM | 2 |
| 433423-PAC | 28MM | 2 |

REDUCING TEE C x C x C



| CODE | SIZE | PACK |
|------------|--------------------|------|
| 433713-PAC | 22MM x 15MM x 15MM | 2 |
| 433718-PAC | 22MM x 15MM x 22MM | 2 |
| 433722-PAC | 22MM x 22MM x 15MM | 1 |
| 433725-PAC | 28MM x 28MM x 15MM | 1 |
| 433730-PAC | 28MM x 28MM x 22MM | 1 |

STOPEND C



| CODE | SIZE | PACK |
|------------|------|------|
| 434407-PAC | 15MM | 5 |
| 434411-PAC | 22MM | 5 |
| 434416-PAC | 28MM | 2 |

CROSSOVER C x C



| CODE | SIZE | PACK |
|------------|-----------|------|
| 431853-PAC | 15MM PART | 1 |
| 431858-PAC | 22MM PART | 1 |
| 431835-PAC | 15MM FULL | 1 |
| 431839-PAC | 22MM FULL | 1 |

SOLDER RING FITTINGS

COUPLER C x C



| CODE | SIZE | PACK |
|-------------|------|------|
| 336116-PAC4 | 15MM | 4 |
| 336116-PAC | 15MM | 5 |
| 336120-PAC | 22MM | 2 |
| 336125-PAC | 28MM | 1 |

SLIP COUPLER C x C



| CODE | SIZE | PACK |
|------------|------|------|
| 339450-PAC | 15MM | 4 |
| 339452-PAC | 22MM | 2 |

REDUCING COUPLER C x C



| CODE | SIZE | PACK |
|------------|-------------|------|
| 336510-PAC | 22MM x 15MM | 2 |
| 336523-PAC | 28MM x 22MM | 1 |

FITTING REDUCER C x C



| CODE | SIZE | PACK |
|------------|-------------|------|
| 336717-PAC | 22MM x 15MM | 1 |
| 336726-PAC | 28MM x 22MM | 1 |

COUPLER MALE C x MI



| CODE | SIZE | PACK |
|------------|-------------|------|
| 336214-PAC | 15MM x 1/2" | 2 |

ELBOW C x C



| CODE | SIZE | PACK |
|-------------|------|------|
| 337230-PAC | 15MM | 6 |
| 337234-PAC | 22MM | 2 |
| 3372398-PAC | 28MM | 1 |

STREET ELBOW 90° C x C



| CODE | SIZE | PACK |
|------------|------|------|
| 337330-PAC | 15MM | 3 |
| 337334-PAC | 22MM | 1 |
| 337339-PAC | 28MM | 1 |

OBTUSE ELBOW 45° C x C



| CODE | SIZE | PACK |
|------------|------|------|
| 337818-PAC | 15MM | 3 |
| 337822-PAC | 22MM | 2 |
| 337827-PAC | 28MM | 1 |

TAP CONNECTOR STRAIGHT C x NUT FOR TAP TAIL



| CODE | SIZE | PACK |
|------------|-------------|------|
| 339208-PAC | 15MM x 1/2" | 2 |
| 339212-PAC | 15MM x 3/4" | 2 |
| 339217-PAC | 22MM x 3/4" | 2 |

TAP CONNECTOR BENT C x NUT FOR TAP TAIL



| CODE | SIZE | PACK |
|------------|-------------|------|
| 339308-PAC | 15MM x 1/2" | 2 |
| 339312-PAC | 22MM x 3/4" | 2 |

TEE C x C x C



| CODE | SIZE | PACK |
|-------------|------|------|
| 338415-PAC3 | 15MM | 3 |
| 338415-PAC | 15MM | 4 |
| 338419-PAC1 | 22MM | 1 |
| 338419-PAC | 22MM | 2 |
| 338424-PAC | 28MM | 1 |

REDUCING TEE C x C x C



| CODE | SIZE | PACK |
|------------|--------------------|------|
| 338714-PAC | 22MM x 15MM x 15MM | 2 |
| 338723-PAC | 22MM x 22MM x 15MM | 1 |
| 338719-PAC | 22MM x 15MM x 22MM | 2 |
| 338734-PAC | 28MM x 28MM x 15MM | 1 |

STOPEND C



| CODE | SIZE | PACK |
|------------|------|------|
| 339408-PAC | 15MM | 2 |
| 339412-PAC | 22MM | 2 |
| 339416-PAC | 28MM | 2 |

CROSSOVER C x C



| CODE | SIZE | PACK |
|------------|-----------|------|
| 337840-PAC | 15MM FULL | 1 |
| 337844-PAC | 22MM FULL | 1 |

HEATING PRODUCTS

BOILER FILLING LOOP



| CODE | SIZE | PACK |
|------------|---------------|------|
| 307413-PAC | 15MM STRAIGHT | 1 |

TRENT RADIATOR VALVES



| CODE | SIZE | PACK |
|------------|---------------------------|------|
| 312854-PAC | 15MM ANGLED | 1 |
| 312863-PAC | 15MM ANGLED C/W DRAIN-OFF | 1 |

AIR VENT KIT



| CODE | SIZE | PACK |
|------------|--------------------------------------|------|
| 313580-PAC | DIRECTIONAL AIR VENT & PLUG KIT 1/2" | 1 |

RADIATOR KEYS



| CODE | SIZE | PACK |
|------------|-------|------|
| 313704-PAC | ALLOY | 2 |
| 313708-PAC | BRASS | 2 |
| 313713-PAC | CLOCK | 1 |

PIPE COVERS



| CODE | SIZE | PACK |
|------------|--|------|
| 317274-PAC | 15MM SNAPPIT COVER 200MM CHROME | 10 |
| 317290-PAC | 15MM SNAPPIT COVER & COLLAR 200MM CHROME (2 OF EACH) | 1 |

GAS PRODUCTS

COOKER HOSES

FOR NATURAL GAS ONLY.



| CODE | SIZE | PACK |
|------------|------------------|------|
| 352020-PAC | MICROPOINT 3' 6" | 1 |
| 352121-PAC | BAYONET 4' | 1 |

COOKER SOCKETS

FOR NATURAL GAS AND LPG.



| CODE | SIZE | PACK |
|------------|---------------------|------|
| 352070-PAC | MICROPOINT 1/2" | 1 |
| 352144-PAC | BAYONET ANGLED 1/2" | 1 |

TEST NIPPLE



| CODE | SIZE | PACK |
|------------|------|------|
| 352505-PAC | 1/8" | 1 |

COOKER CHAINS



| CODE | SIZE | PACK |
|------------|----------------------------------|------|
| 352600-PAC | SAFETY CHAIN 1M | 1 |
| 352615-PAC | RESTRAINING CHAIN KIT BS6172 16" | 1 |

MINI LEVER BALL VALVE



| CODE | SIZE | PACK |
|------------|------|------|
| 351675-PAC | 15MM | 1 |

PIPE CLIPS

NAIL-ON



| CODE | SIZE | PACK |
|--------------|------|------|
| 390115-PAC10 | 15MM | 10 |
| 390115-PAC | 15MM | 50 |
| 390120-PAC10 | 22MM | 10 |
| 390120-PAC | 22MM | 50 |

SNAP-ON (OPEN)



| CODE | SIZE | PACK |
|--------------|------|------|
| 390210-PAC10 | 15MM | 10 |
| 390210-PAC | 15MM | 50 |
| 390215-PAC10 | 22MM | 10 |
| 390215-PAC | 22MM | 50 |

HINGED



| CODE | SIZE | PACK |
|--------------|------|------|
| 390310-PAC10 | 15MM | 10 |
| 390310-PAC | 15MM | 50 |

COPPER SADDLE CLIPS



| CODE | SIZE | PACK |
|--------------|------|------|
| 390710-PAC | 15MM | 2 |
| 390710-PAC10 | 15MM | 10 |
| 390715-PAC | 22MM | 2 |
| 390715-PAC10 | 22MM | 10 |

HOSE CLIPS (WORM DRIVE)



| CODE | SIZE | PACK |
|------------|-------------|------|
| 390620-PAC | 14MM - 20MM | 2 |
| 390622-PAC | 16MM - 22MM | 2 |
| 390624-PAC | 18MM - 25MM | 2 |
| 390626-PAC | 25MM - 35MM | 2 |

PLUMBING ACCESSORIES

PTFE TAPE



| CODE | SIZE | PACK |
|------------|------------|------|
| 392383-PAC | 12MM x 12M | 1 |

AUTOCUT® TUBE CUTTER



| CODE | SIZE | PACK |
|------------|-------------|------|
| 394530-PAC | 15MM | 1 |
| 394525-PAC | SPARE WHEEL | 1 |

METER BOX KEY



| CODE | SIZE | PACK |
|------------|---------|------|
| 352655-PAC | PLASTIC | 1 |

MECHANICAL WASTE CONNECTORS (MULTIFIT)

CONNECTOR



| CODE | SIZE | PACK |
|------------|--------|------|
| 308181-PAC | 1.1/4" | 1 |
| 308337-PAC | 1.1/2" | 1 |

ELBOW



| CODE | SIZE | PACK |
|------------|--------|------|
| 308183-PAC | 1.1/4" | 1 |
| 308339-PAC | 1.1/2" | 1 |

OBTUSE BEND 135°



| CODE | SIZE | PACK |
|------------|--------|------|
| 308191-PAC | 1.1/4" | 1 |
| 308347-PAC | 1.1/2" | 1 |

SWEPT TEE



| CODE | SIZE | PACK |
|------------|--------|------|
| 308187-PAC | 1.1/4" | 1 |
| 308343-PAC | 1.1/2" | 1 |

REDUCING COUPLER



| CODE | SIZE | PACK |
|------------|-----------------|------|
| 308371-PAC | 1.1/2" x 1.1/4" | 1 |

SPEEDFIT FITTINGS

COUPLER



| CODE | SIZE | PACK |
|------------|------|------|
| 310015-PAC | 15MM | 2 |

ELBOW



| CODE | SIZE | PACK |
|------------|------|------|
| 310115-PAC | 15MM | 2 |
| 310120-PAC | 22MM | 1 |

TEE



| CODE | SIZE | PACK |
|------------|------|------|
| 310215-PAC | 15MM | 2 |
| 310220-PAC | 22MM | 1 |

TAP CONNECTOR - STRAIGHT



| CODE | SIZE | PACK |
|------------|-------------|------|
| 310450-PAC | 15MM x 1/2" | 2 |

STOPEND



| CODE | SIZE | PACK |
|------------|------|------|
| 310510-PAC | 15MM | 2 |
| 310515-PAC | 22MM | 2 |

APPLIANCE TAP - STRAIGHT



| CODE | SIZE | PACK |
|------------|-------------|------|
| 310350-PAC | 15MM x 3/4" | 1 |

PLASTIC SERVICE VALVE



| CODE | SIZE | PACK |
|------------|------|------|
| 310335-PAC | 15MM | 1 |



BASIN, BATH, SINK & SHOWER ACCESSORIES

COMBINATION WASTE & OVERFLOW SS PLASTIC C/W POLY PLUG



| CODE | SIZE | PACK |
|------------|-------------|------|
| 200486-PAC | 1.1/2" SINK | 1 |
| 200508-PAC | 1.1/2" BATH | 1 |

BASIN WASTE (BRASS) C/W POLY PLUG, CHAIN & STAY



| CODE | SIZE | PACK |
|------------|--------|------|
| 201240-PAC | 1.1/4" | 1 |

TAP MECHANISMS (SOLD IN PAIRS)



| CODE | SIZE | PACK |
|------------|----------------|------|
| 330135-PAC | 1.1/2" BRASS | 1 |
| 330180-PAC | 1.1/2" CERAMIC | 1 |

TAP TAIL EXTENSION M x F



| CODE | SIZE | PACK |
|------------|--------------|------|
| 334221-PAC | 1.1/2" BRASS | 1 |

CHAINS - CHROME PLATED



| CODE | SIZE | PACK |
|------------|--------------------------|------|
| 200082-PAC | 12" OVAL LINK C/W STAY | 1 |
| 200128-PAC | 18" OVAL LINK C/W S HOOK | 1 |
| 200147-PAC | 12" BALL C/W METAL STAY | 1 |
| 200111-PAC | 18" BALL C/W S HOOK | 1 |

CHROME PLUG (BRASS) C/W TRIANGLE



| CODE | SIZE | PACK |
|------------|--------------|------|
| 200716-PAC | 1.1/2" BASIN | 1 |
| 200739-PAC | 1.3/4" BATH | 1 |

POLY PLUG C/W TRIANGLE



| CODE | SIZE | PACK |
|------------|---|------|
| 200833-PAC | 1.1/2" BASIN BLACK | 2 |
| 200837-PAC | 1.3/4" BATH BLACK | 2 |
| 200839-PAC | POLY PLUG KIT BLACK (INCLUDES 1 X BASIN & 1 X BATH) | 1 |
| 200842-PAC | 1.1/2" BASIN WHITE | 2 |
| 200844-PAC | 1.3/4" BATH WHITE | 2 |

PLUG WITH CHAIN



| CODE | SIZE | BOX |
|------------|---|-----|
| 200764-PAC | 1.1/2" BASIN POLY PLUG C/W 12" BALL CHAIN | 1 |
| 201924-PAC | 1.1/2" BASIN CP BRASS PLUG C/W 12" BALL CHAIN | 1 |
| 202255-PAC | 1.3/4" BATH POLY PLUG C/W 18" BALL CHAIN | 1 |
| 201925-PAC | 1.3/4" BATH CP BRASS PLUG C/W 18" BALL CHAIN | 1 |

POP-UP PLUG (BRASS) CHROME PLATED



| CODE | SIZE | PACK |
|------------|--------|------|
| 200867-PAC | 1.1/2" | 1 |

TAP HOLE STOPPER



| CODE | SIZE | PACK |
|------------|------------|------|
| 201051-PAC | ABS CHROME | 1 |
| 202118-PAC | WHITE | 1 |

CHAIN HOLE STOPPER



| CODE | SIZE | PACK |
|------------|-------------|------|
| 201052-PAC | BRASS DOMED | 1 |

EASY SEAL BASIN WASHER KIT



| CODE | SIZE | PACK |
|------------|----------------|------|
| 201686-PAC | 1.1/4" 3-PIECE | 1 |

CLICKER PLUG WASHER



| CODE | SIZE | PACK |
|------------|---------------------|------|
| 202510-PAC | FOR 201753 & 201773 | 1 |

MUSHROOM CLICKER PLUG WASHER



| CODE | SIZE | PACK |
|------------|---------------------|------|
| 201231-PAC | FOR 201314 & 201317 | 1 |

SHOWER HOSE CHROME PLATED



| CODE | SIZE | PACK |
|------------|-------------|------|
| 344541-PAC | 1.5M x 11MM | 1 |

TOILET FITTINGS

FLOAT VALVES BS1212 - BRASS



| CODE | SIZE | PACK |
|------------|----------------------------------|------|
| 306206-PAC | 1/2" HP PART 1 | 1 |
| 306224-PAC | 1/2" HP PART 2 | 1 |
| 306865-PAC | UNIVERSAL FLOAT VALVE REPAIR KIT | 1 |
| 306308-PAC | PART 1 REPAIR KIT | 1 |
| 306310-PAC | PART 2 REPAIR KIT | 1 |

FLOAT VALVES BS1212 (DELICHEM) - PLASTIC



| CODE | SIZE | PACK |
|------------|-------------------------------------|------|
| 306400-PAC | 1/2" SIDE INLET PART 3 | 1 |
| 306405-PAC | 1/2" BOTTOM INLET ADJUSTABLE PART 3 | 1 |

CISTERN OVERFLOW STOPPER



| CODE | SIZE | PACK |
|------------|--------|------|
| 344325-PAC | CP ABS | 1 |

OVERFLOW PIPE BOTTOM INLET



| CODE | SIZE | PACK |
|------------|--------|------|
| 344330-PAC | ANGLED | 1 |

INTERNAL FLUSH CONE



| CODE | SIZE | PACK |
|------------|---------|------|
| 345400-PAC | PLASTIC | 1 |
| 345410-PAC | RUBBER | 1 |

EXTERNAL FLUSH CONE & FLUSH PIPE SEALING RING



| CODE | SIZE | PACK |
|------------|---------------------|------|
| 345405-PAC | EXTERNAL UNIVERSAL | 1 |
| 344335-PAC | 1.1/2" SEALING RING | 1 |

PLASTIC PISTON



| CODE | SIZE | PACK |
|------------|------|------|
| 306810-PAC | 1/2" | 2 |

PLASTIC SEAT



| CODE | SIZE | PACK |
|------------|--------------------|------|
| 306816-PAC | 1/2" HIGH PRESSURE | 5 |

COTTER PIN



| CODE | SIZE | PACK |
|------------|-------------|------|
| 306850-PAC | 1/2" PART 1 | 5 |

SIPHON NUT (COMPRESSION)



| CODE | SIZE | PACK |
|------------|--------|------|
| 345420-PAC | 1.1/2" | 2 |

SIPHON BOLT KIT



| CODE | SIZE | PACK |
|------------|------|------|
| 345505-PAC | LONG | 1 |

TOILET PAN SCREW SET



| CODE | SIZE | PACK |
|------------|---------------|------|
| 345550-PAC | PAN SCREW SET | 1 |

SANITARY FIXING KIT



| CODE | SIZE | PACK |
|------------|--------------|------|
| 345560-PAC | 10MM x 120MM | 1 |

CISTERN LEVERS



| CODE | SIZE | PACK |
|------------|------------------------|------|
| 202298-PAC | CONTRACT CP | 1 |
| 345617-PAC | CERAMIC CP | 1 |
| 345635-PAC | E-TYPE FINGER TIP TYPE | 1 |

CISTERN LEVER KITS



| CODE | SIZE | PACK |
|------------|---------------------|------|
| 345620-PAC | METAL | 1 |
| 345630-PAC | METAL 160MM SPINDLE | 1 |

CISTERN LIFT ARMS - ADJUSTABLE



| CODE | SIZE | PACK |
|------------|---------|------|
| 345605-PAC | BRASS | 1 |
| 345610-PAC | PLASTIC | 1 |

CISTERN C LINKS



| CODE | SIZE | PACK |
|------------|-------------------------------------|------|
| 345650-PAC | SMALL | 2 |
| 345660-PAC | LARGE | 2 |
| 345670-PAC | C LINK PACK (1 x SMALL & 1 x LARGE) | 1 |

TOILET SEAT HINGES - PLASTIC



| CODE | SIZE | PACK |
|------------|-------|------|
| 345700-PAC | BLACK | 1 |
| 345705-PAC | WHITE | 1 |

CLOSE COUPLE CISTERN KIT



| CODE | SIZE | PACK |
|------------|------------------|------|
| 345750-PAC | CLOSE COUPLE KIT | 1 |

WASHERS

PLASTIC WASHER



| CODE | SIZE | PACK |
|------------|--------|------|
| 394030-PAC | 1 1/2" | 10 |
| 394035-PAC | 3/4" | 10 |
| 394040-PAC | 1" | 5 |
| 394045-PAC | 1.1/4" | 5 |
| 394050-PAC | 1.1/2" | 2 |

PILLAR TAP WASHER



| CODE | SIZE | PACK |
|------------|-------------------|------|
| 306924-PAC | PILLAR TAP WASHER | 10 |

UNIVERSAL TOP HAT WASHER



| CODE | SIZE | PACK |
|------------|-------------|------|
| 330950-PAC | 1/2" & 3/4" | 2 |

SIPHON WASHER



| CODE | SIZE | PACK |
|------------|--------------|------|
| 345430-PAC | OBLONG | 5 |
| 345433-PAC | 4.1/2" ROUND | 5 |
| 345435-PAC | 5" ROUND | 5 |

CONICAL TRAP WASHER



| CODE | SIZE | PACK |
|------------|--------|------|
| 344260-PAC | 1.1/4" | 5 |
| 340297-PAC | 1.1/2" | 5 |

RUBBER WASTE WASHER



| CODE | SIZE | PACK |
|------------|-------|------|
| 201230-PAC | SINK | 5 |
| 201231-PAC | BASIN | 5 |
| 201233-PAC | BATH | 5 |

WASHING MACHINE HOSE WASHER



| CODE | SIZE | PACK |
|------------|------|------|
| 392495-PAC | 3/4" | 5 |

FLAT TAP WASHER



| CODE | SIZE | PACK |
|------------|------|------|
| 330910-PAC | 3/8" | 4 |
| 330915-PAC | 1/2" | 4 |
| 306880-PAC | 5/8" | 2 |
| 330920-PAC | 3/4" | 4 |

VACCA TAP WASHER



| CODE | SIZE | PACK |
|------------|------|------|
| 306940-PAC | 3/8" | 10 |
| 306942-PAC | 1/2" | 10 |
| 306944-PAC | 5/8" | 10 |
| 306946-PAC | 3/4" | 10 |

DELTA TAP WASHER



| CODE | SIZE | PACK |
|------------|------|------|
| 306886-PAC | 1/2" | 5 |
| 306888-PAC | 3/4" | 5 |

PEGLER TAP WASHER



| CODE | SIZE | PACK |
|------------|------|------|
| 306950-PAC | 1/2" | 5 |
| 306952-PAC | 3/4" | 5 |

DOME TAP WASHER



| CODE | SIZE | PACK |
|------------|------|------|
| 306882-PAC | 1/2" | 2 |
| 306884-PAC | 3/4" | 2 |

SHOWER HOSE WASHER



| CODE | SIZE | PACK |
|------------|------|------|
| 344405-PAC | 1/2" | 5 |

PUMP WASHER



| CODE | SIZE | PACK |
|------------|---------------|------|
| 305431-PAC | 1.1/2" RUBBER | 2 |

RUBBER MT COCK WASHER



| CODE | SIZE | PACK |
|------------|------|------|
| 303396-PAC | 1/2" | 5 |

DONUT WASHER



| CODE | SIZE | PACK |
|------------|--------------|------|
| 345805-PAC | DONUT WASHER | 1 |

FLAT TRAP WASHER



| CODE | SIZE | PACK |
|------------|--------|------|
| 344215-PAC | 1.1/4" | 5 |
| 344255-PAC | 1.1/2" | 5 |

FLOAT VALVE & SEAT WASHERS



| CODE | SIZE | PACK |
|------------|------------------------|------|
| 306730-PAC | PART 2 WASHER | 5 |
| 306492-PAC | TORBECK WASHER | 1 |
| 345365-PAC | SIAMP DIAPHRAGM WASHER | 1 |
| 306290-PAC | BOTTOM INLET | 2 |
| 306832-PAC | FIBRE SEATING WASHER | 5 |

O-RINGS



| CODE | SIZE | PACK |
|------------|-----------------------------------|------|
| 200666-PAC | O-RING PACK (5 x BASIN, 5 x BATH) | 5 |

FLEXIBLE TAP WASHER



| CODE | SIZE | PACK |
|------------|------|------|
| 324790-PAC | 1/2" | 2 |
| 324795-PAC | 3/4" | 2 |

FIBRE WASHER




| CODE | SIZE | PACK |
|------------|------|------|
| 394005-PAC | 1/2" | 10 |
| 394010-PAC | 3/4" | 10 |

PRE-PACK STANDS

STARTER STAND

1.86M HIGH X 0.6M WIDE X 0.4M DEEP



| CODE | DESCRIPTION | QUANTITY |
|------------|--|----------|
| 330915-PAC | 1/2" TAP WASHER - FLAT | 5 |
| 330920-PAC | 3/4" TAP WASHER - FLAT | 5 |
| 392495-PAC | WASHING MACHINE HOSE WASHER | 5 |
| 324790-PAC | 1/2" FLEXIBLE TAP CONNECTOR WASHER | 5 |
| 318025-PAC | 15MM COMPRESSION COUPLER | 3 |
| 324118-PAC | 15MM COPPER OLIVES | 5 |
| 200833-PAC | 1.1/2" BLACK POLY PLUG (1.1/4" WASTE) | 3 |
| 200837-PAC | 1.3/4" BLACK POLY PLUG (1.1/2" WASTE) | 3 |
| 200147-PAC | 12" BASIN BALL CHAIN C/W METAL STAY | 5 |
| 200111-PAC | 18" BATH BALL CHAIN WITH S HOOK | 5 |
| 318210-PAC | 15MM COMPRESSION ELBOW | 3 |
| 310510-PAC | 15MM SPEEDFIT STOPEND | 3 |
| 306400-PAC | 1/2" DELCHEM SIDE INLET FLOAT VALVE | 3 |
| 306206-PAC | 1/2" FLOAT VALVE PART 1 HIGH PRESSURE | 3 |
| 304609-PAC | 15MM ISOLATING VALVE CP | 3 |
| 318510-PAC | 15MM COMPRESSION STOPEND | 3 |
| 392383-PAC | PTFE TAPE | 3 |
| 345705-PAC | TOILET SEAT HINGES - WHITE | 3 |
| 301606-PAC | 15MM STOPCOCK | 3 |
| 301308-PAC | 1/2" HOSE UNION BIBTAP | 3 |
| 392410-PAC | 15MM X 3/4" WASHING MACHINE TAP | |
| | - STRAIGHT | 3 |
| 392415-PAC | 15MM X 3/4" WASHING MACHINE TAP | |
| | - ANGLE | 3 |
| 345610-PAC | ADJUSTABLE CISTERN LEVER ARM - PLASTIC | 3 |
| 392424-PAC | 15MM SELF CUTTING WASHING MACHINE TAP | 3 |
| 392490-PAC | WASHING MACHINE Y-PIECE | 3 |
| 345670-PAC | 'C' LINK PACK (1 LARGE, 1 SMALL) | 3 |
| 324634-PAC | 15MM X 1/2" X 300MM FLEXIBLE TAP CONNECTOR | 3 |
| 324665-PAC | 15MM X 15MM X 300MM FLEXIBLE TAP CONNECTOR | 3 |
| 392455-PAC | 2.5M WASHING MACHINE HOSE - BLUE | 3 |
| 392475-PAC | 2.5M WASHING MACHINE OUTLET HOSE | 3 |

PRODUCT CODE: **900500**

30 DIFFERENT SKU'S
104 TOTAL PACKS

WASHERS & TAP ACCESSORIES STAND

1.86M HIGH X 0.6M WIDE X 0.4M DEEP



| CODE | DESCRIPTION | QUANTITY |
|------------|--|----------|
| 200833-PAC | 1.1/2" BLACK POLY PLUG WITH TRIANGLE CP | 3 |
| 200837-PAC | 1.3/4" BLACK POLY PLUG WITH TRIANGLE CP | 3 |
| 200764-PAC | BASIN BLACK POLY PLUG WITH 12" BALL CHAIN & STAY | 3 |
| 202255-PAC | 1.3/4" BATH POLY PLUG WITH 18" BALL CHAIN | 3 |
| 200842-PAC | 1.1/2" PLASTIC WHITE BASIN PLUG (2) | 3 |
| 200844-PAC | 1.3/4" PLASTIC WHITE BATH PLUG (2) | 3 |
| 200716-PAC | 1.1/2" BRASS PLUG WITH TRIANGLE CP | 3 |
| 200739-PAC | 1.3/4" BRASS PLUG WITH TRIANGLE CP | 3 |
| 201924-PAC | 1.1/2" BASIN PLUG (BRASS) CP WITH 12" BALL CHAIN & STAY | 3 |
| 201925-PAC | 1.3/4" BATH PLUG (BRASS) CP WITH 18" BALL CHAIN & S-HOOK | 3 |
| 200666-PAC | 'O' RINGS FOR BASIN & BATH PLUGS (5) | 5 |
| 200867-PAC | 1.1/2" POP-UP PLUG ONLY CP | 3 |
| 200082-PAC | 12" OVAL LINK CHAIN C/W STAY CP | 5 |
| 200111-PAC | 18" BATH BALL CHAIN WITH S-HOOK CP | 5 |
| 200147-PAC | 12" BASIN BALL CHAIN C/W STAY CP | 5 |
| 201052-PAC | DOMED CHAIN HOLE STOPPER CP | 5 |
| 202118-PAC | TAP HOLE STOPPER WHITE | 3 |
| 201051-PAC | TAP HOLE STOPPER ABS CP | 3 |
| 394030-PAC | 1/2" PLASTIC WASHERS (10) | 5 |
| 394035-PAC | 3/4" PLASTIC WASHERS (10) | 5 |
| 394040-PAC | 1" PLASTIC WASHERS (5) | 5 |
| 394045-PAC | 1.1/4" PLASTIC WASHERS (5) | 5 |
| 394050-PAC | 1.1/2" PLASTIC WASHERS (2) | 5 |
| 330950-PAC | UNIVERSAL TOP HAT WASHERS (2) | 5 |
| 306924-PAC | PILLAR TAP WASHERS (10) | 5 |
| 201231-PAC | RUBBER WASHER FOR BASIN WASTE (5) | 5 |
| 201233-PAC | RUBBER WASHER FOR BATH WASTE (5) | 5 |
| 201230-PAC | RUBBER WASHER FOR SINK WASTE (5) | 5 |
| 344405-PAC | SHOWER HOSE WASHERS (5) | 5 |
| 392495-PAC | WASHING MACHINE HOSE WASHERS (5) | 5 |
| 330910-PAC | 3/8" FLAT TAP WASHERS (4) | 5 |
| 330915-PAC | 1/2" FLAT TAP WASHERS (4) | 5 |
| 330920-PAC | 3/4" FLAT TAP WASHERS (4) | 5 |
| 306730-PAC | FLOAT VALVE WASHER PART 2 (5) | 5 |
| 306492-PAC | TORBECK VALVE WASHER | 5 |
| 345365-PAC | 1/2" DIAPHRAGM WASHER FOR SIAMP | 5 |
| 306940-PAC | 3/8" VACCA FLAT TAP WASHERS (10) | 5 |
| 306942-PAC | 1/2" VACCA FLAT TAP WASHERS (10) | 5 |
| 306944-PAC | 5/8" VACCA FLAT TAP WASHERS (10) | 5 |
| 306946-PAC | 3/4" VACCA FLAT TAP WASHERS (10) | 5 |
| 394005-PAC | 1/2" FIBRE WASHERS (10) | 5 |
| 394010-PAC | 3/4" FIBRE WASHERS (10) | 5 |
| 306886-PAC | 1/2" DELTA TAP WASHERS (5) | 5 |
| 306888-PAC | 3/4" DELTA TAP WASHERS (5) | 5 |
| 344215-PAC | 1.1/4" FLAT TRAP WASHERS (5) | 5 |
| 344255-PAC | 1.1/2" FLAT TRAP WASHERS (5) | 5 |
| 324790-PAC | 1/2" FLEXIBLE TAP CONN WASHERS FIBRE (2) | 5 |
| 324795-PAC | 3/4" FLEXIBLE TAP CONN WASHERS FIBRE (2) | 5 |
| 345430-PAC | OBLONG SYPHON WASHERS (5) | 5 |
| 345433-PAC | 4.1/2" ROUND SYPHON WASHERS (5) | 5 |
| 345435-PAC | 5" ROUND SYPHON WASHERS (5) | 5 |
| 345805-PAC | DONUT WASHER | 3 |

PRODUCT CODE: **900505**

52 DIFFERENT SKU'S

232 TOTAL PACKS

P1 PRE-PACK PLUMBING

WC ESSENTIALS STAND

1.86M HIGH X 0.6M WIDE X 0.4M DEEP



| CODE | DESCRIPTION | QUANTITY |
|------------|---------------------------------------|----------|
| 345617-PAC | CISTERN HANDLE CERAMIC CP | 3 |
| 345620-PAC | CISTERN LEVER KITS METAL | 3 |
| 202298-PAC | CONTRACT CISTERN LEVER CP | 3 |
| 345605-PAC | ADJUSTABLE CISTERN LIFT ARM BRASS | 3 |
| 306730-PAC | FLOAT VALVE WASHER PART 2 | 5 |
| 306492-PAC | TORBECK VALVE WASHER | 5 |
| 306816-PAC | 1/2" PLASTIC SEAT HIGH PRESSURE | 5 |
| 306810-PAC | 1/2" PLASTIC PISTON | 5 |
| 306850-PAC | 1/2" COTTER PIN PART 1 | 5 |
| 345610-PAC | ADJUSTABLE CISTERN LIFT ARM PLASTIC | 3 |
| 345750-PAC | CLOSE COUPLE CISTERN KIT | 3 |
| 345805-PAC | DONUT WASHER FLAT | 3 |
| 304609-PAC | 15MM ISOLATING VALVE CP | 3 |
| 318510-PAC | 15MM COMPRESSION STOP END | 3 |
| 392383-PAC | PTFE TAPE | 3 |
| 310015-PAC | 15MM SPEEDFIT COUPLER | 3 |
| 310115-PAC | 15MM SPEEDFIT ELBOW | 3 |
| 310510-PAC | 15MM SPEEDFIT STOP END | 3 |
| 306206-PAC | 1/2" FLOAT VALVE PART 1 HIGH PRESSURE | 3 |
| 306405-PAC | 1/2" DELCHEM BOTTOM INLET FLOAT VALVE | 3 |
| 345400-PAC | INTERNAL FLUSH CONE PLASTIC | 3 |
| 345410-PAC | INTERNAL FLUSH CONE RUBBER | 3 |
| 345550-PAC | TOILET PAN SCREW SET | 3 |
| 306224-PAC | 1/2" FLOAT VALVE PART 2 HIGH PRESSURE | 3 |
| 306400-PAC | 1/2" DELCHEM SIDE INLET FLOAT VALVE | 3 |
| 345505-PAC | SIPHON BOLT KIT (LONG) + WASHER | 3 |
| 345560-PAC | SANITARY FIXING KIT M10 X 120MM | 3 |
| 345705-PAC | TOILET SEAT HINGES WHITE | 3 |
| 345700-PAC | TOILET SEAT HINGES BLACK | 3 |

PRODUCT CODE: **900510**

29 DIFFERENT SKU'S

97 TOTAL PACKS

PLASTIC TRAP STAND
1.86M HIGH X 1.2M WIDE X 0.4M DEEP



PRODUCT CODE: **900515**

19 DIFFERENT SKU'S
72 TOTAL PACKS

SEE PAGES 148 - 149 FOR FULL RANGE OF PEERLESS PLASTIC TRAPS.

P1 PRE-PACK PLUMBING

| CODE | DESCRIPTION | QUANTITY | CODE | DESCRIPTION | QUANTITY |
|--------|---|----------|--------|--|----------|
| 340720 | 1.1/4" x 75MM SWIVEL P-TRAP | 4 | 340760 | 1.1/2" SWIVEL BSP SWEEP TEE C/W NOZZLE | 4 |
| 340772 | 1.1/2" x 75MM SWIVEL P-TRAP | 4 | 340715 | 1.1/2" x 19MM BATH TRAP | 3 |
| 340700 | 1.1/4" ADJUSTABLE SWIVEL P-TRAP C/W OUTLET NOZZLE | 4 | 340770 | 1.1/2" x 75MM SWIVEL P-TRAP C/W NOZZLE | 4 |
| 340705 | 1.1/2" ADJUSTABLE SWIVEL P-TRAP | 4 | 340785 | 1.1/2" x 3" WASHING MACHINE TRAP | 4 |
| 340765 | 1.1/2" x 75MM STANDPIPE TRAP | 3 | 340735 | 1.1/2" DOUBLE BOWL SINK KIT ADJUSTABLE | 3 |
| 340740 | 1.1/4" x 75MM RUNNING SWIVEL P-TRAP | 4 | 340745 | 1.1/2" SINGLE BOWL KIT - SPACE SAVING | 3 |
| 340755 | 1.1/2" x 75MM RUNNING SWIVEL P-TRAP | 4 | 340775 | 1.1/2" x 75MM SWIVEL P-TRAP C/W TWIN 135° NOZZLE | 4 |
| 340725 | 1.1/4" x 75MM SWIVEL S-TRAP | 4 | 340710 | 1.1/2" ADJUSTABLE SWIVEL P-TRAP C/W OUTLET NOZZLE & HOSE CONNECTOR | 4 |
| 340730 | 1.1/2" x 75MM SWIVEL S-TRAP | 4 | 340750 | 1.1/2" DOUBLE BOWL KIT - SPACE SAVING | 3 |
| 340780 | 1.1/2" x 75MM SWIVEL P-TRAP C/W 135° NOZZLE | 4 | | | |

PEERLESS WASTE STAND

2.00M HIGH X 0.6M WIDE X 0.54M DEEP



| CODE | DESCRIPTION | QUANTITY |
|--------|---|----------|
| 201697 | 1.1/2" STAINLESS STEEL BASKET STRAINER WASTE WITH OVERFLOW | 2 |
| 201522 | 1.1/2" STAINLESS STEEL BASKET STRAINER WASTE | 2 |
| 202015 | 1.1/2" CONTEMPORARY MUSHROOM CLICKER BATH WASTE AND OVERFLOW | 2 |
| 201365 | 1.1/2" BELFAST SLOTTED SINK WASTE POLY PLUG, CHAIN & STAY CP | 2 |
| 201877 | 1.1/4" FLIP PLUG BASIN WASTE SLOTTED CP | 3 |
| 201314 | 1.1/4" MUSHROOM SPRING PLUG BASIN WASTE SLOTTED CP | 3 |
| 201240 | 1.1/4" BRASS BASIN WASTE SLOTTED POLY PLUG, CHAIN & STAY CP | 3 |
| 201753 | 1.1/4" SPRING PLUG BASIN WASTE SLOTTED CP | 6 |
| 201243 | 1.1/4" BRASS BASIN WASTE SLOTTED BRASS PLUG, CHAIN & STAY CP | 6 |
| 201830 | 1.1/2" STANDARD BATH POP-UP WASTE AND OVERFLOW CP | 3 |
| 201760 | 1.1/2" BATH COMBINATION WASTE & OVERFLOW, BRASS FLANGE, BRASS PLUG CP | 2 |
| 201116 | 1.1/2" TIDY PLUG BATH WASTE & OVERFLOW, BALL CHAIN CP | 3 |
| 201995 | 1.1/2" SPRING PLUG BATH WASTE & OVERFLOW CP | 3 |
| 202166 | 1.1/4" BRASS BOTTLE TRAP 300MM EXTENSION PIECE & WALL FLANGE CP | 3 |
| 202117 | 1.1/4" MODERN BOTTLE TRAP CP 300MM EXTENSION & WALL FLANGE 76MM SEAL | 3 |
| 202480 | BATH WASTE FILLER | 3 |

PRODUCT CODE: **900550**

16 DIFFERENT SKU'S

49 TOTAL PACKS

SEE PAGES 13 - 25 FOR FULL RANGE OF PEERLESS WASTES.

| | | | | | |
|----------------------------------|---------|-------------------------------------|---------|-----------------------------------|---------|
| ABRASIVE CARBIDE ROLL | 97 | CABLE CLIPS | 126 | DOW CORNING SILICONE SEALANT | 121 |
| ABS SOLVENT WELD WASTE (F/PLAST) | 166-167 | CALDENSATE | 112 | DRAIN CLEANING BRUSHES | 107 |
| ACCESS PANELS | 102 | CALERT COUNTDOWN TIMERS | 114 | DRAIN ROD SETS | 106 |
| ADJUSTABLE EARTH CLAMP | 126 | CALMAG | 112-114 | DRAIN RODS | 106-107 |
| ADJUSTABLE RADIATOR TAILS | 63 | CALSHOT | 112 | DRAIN TEST EQUIPMENT | 108 |
| AIR ADMITTANCE VALVES (FLOPLAST) | 164 | CALSOFT WATER SOFTENERS | 113 | DRAIN TEST PLUGS | 108 |
| AIR DUSTER | 84 | CALTAC WATER SOFTENERS | 114 | DRAIN TESTING DYE | 108 |
| AIR FINGER | 63 | CANVAS AIR BAGS | 108 | DRAINAGE PRODUCTS | 106-108 |
| AIR VENTS (BRASS) | 63 | CAPILLARY AIR VENTS | 63 | DRAIN-OFF COCKS | 29 |
| AIRFLOW VENTILATION | 102-103 | CAPILLARY RIGID FAN GAS COCK | 81 | DRAUGHT BUSTER CORE DRILL VENT | 103 |
| AIRGAP™ | 129 | CAPS | | DRAW-OFF COCKS | 29 |
| ALUMINIUM BACK TAPE | 121 | BLACK IRON | 59 | DROP SCRAPER | 107 |
| ANGLED BY-PASS VALVE | 70 | BRASS | 58 | DRY LINING BOX | 126 |
| ANTI-CORROSSION TAPE - DENSO | 121 | CARAVAN WASTES | 22 | DRY TRAP TUNDISH | 70 |
| ANTI-FREEZE | | CARBON MONOXIDE & SMOKE ALARM | 84 | DUAL CYLINDER THERMOSTAT | 70 |
| CALMAG | 112 | CARBON MONOXIDE DETECTOR | 84 | DUAL FLUSH VALVE | |
| FERNOX | 116 | CATERING GAS HOSES | 81 | DELICHEM | 130 |
| ANTH-LEGIONELLA VALVES (RWC) | 69 | CENTURION DRAUGHT BUSTER | 103 | EMBRASS PEERLESS | 128 |
| APPLIANCE HOSES | 31 | CERAMIC HEAD MECHANISMS | 145 | FLUIDMASTER | 129 |
| ARCTIC FREEZE SPRAY | 119 | CHAINS | 24 | DUDLEY SIPHONS | 130 |
| ARCTIC HAYES GAS PRODUCTS | 84 | CHECK VALVES (NON-RETURN) | 30 | DZR COMPRESSION FITTINGS | 42 |
| ARCTIC HAYES TOOLS | 97 | CHROME COMPRESSION FITTINGS | 43 | | |
| ARCTIC SPRAY KITS | 119 | CIRCULATING PUMP (ECLIPSE) | 67 | EA5YPLUG CONNECTOR | 67 |
| ATOMIC END FEED FITTINGS | 47-48 | CISTERN LEVERS | 133 | EARTH CLAMP | 126 |
| AUTO BOTTLE AIR VENT | 70 | CISTERNS | 132 | EASIFIT THERMOSTATIC MIXING VALVE | 69 |
| AUTO SIPHONS | 130 | CLEARING WHEEL | 107 | EASIFIT MANIFOLD & GAUGE | 69 |
| AUTOCUT® PIPE CUTTERS | 93 | CLICKER MECHANISMS | 25 | EASY CLEAN WASTES | |
| AUTOMATIC AIR VENTS (BRASS) | 63 | CLOTH WIPES | 122 | BASIN | 15 |
| | | COFFIN TANK | 136 | BATH | 18 |
| | | COMBINATION OVERFLOW (SINK) | 20 | ECLIPSE CIRCULATING PUMP | 67 |
| BACK NUTS (WASTES) | 24 | COMBINATION SINK WASTES | 20 | ECOCLIP PIPE FIXINGS | 100 |
| BACKPLATES (BRASS) | 98 | COMBINED SHOWER WASTES | 21 | ECOFill FILL VALVES | 129 |
| BAILEY PRODUCTS (DRAINAGE) | 106-108 | COMPACT COMPRESSION FITTINGS | 38-39 | ECOPLUS END FEED FITTINGS | 46 |
| BALL VALVES (LEVER) | 32-33 | COMPRESSION ADAPTORS | 44 | EDEN MAGNETIC FILTER | 68 |
| BASIN CHAINS | 24 | COMPRESSION AIR VENTS | 63 | EDEN MAGNETIC SCALE INHIBITOR | 111 |
| BASIN WASTE WASHERS | 25 | COMPRESSION BALL VALVES | 32-33 | EDEN THERMOSTATIC RADIATOR VALVES | 62 |
| BASIN WASTES | 15-17 | COMPRESSION FITTINGS | 38-44 | EDWARDIAN TOWEL RAIL VALVES | 64 |
| BASKET STRAINER WASTES | 20 | COMPRESSION RIGID FAN GAS COCK | 81 | ELBOWS | |
| BATH CHAINS | 24 | CONNECTOR STRIPS | 126 | BLACK IRON | 59 |
| BATH COMBINATION WASTES | 19 | COOKER HOSE SOCKETS | 81 | BRASS | 58 |
| BATH FILLERS | 22 | COOKER HOSES | 80-81 | ELECTRICAL FITTINGS | 126 |
| BATH OVERFLOW TUBE | 25 | COOKER SAFETY CHAINS | 83 | ELECTRICAL TAPE | 126 |
| BATH SCREEN SEALS | 144 | COOKER STABILITY BRACKET | 83 | ELECTROLYTIC SCALE INHIBITORS | 113 |
| BATH WASTE WASHERS | 25 | COPPER FLOATS | 34 | EMMETI HEATING VALVES | 69 |
| BATH WASTES | 18-19 | COPPER IMMERSION HEATERS | 72 | END FEED FITTINGS | 46-51 |
| BAYONET COOKER HOSES | 80 | COPPER PIPE CLIPS | 98 | EUROSHOWERS | 142-143 |
| BAYONET SOCKETS | 81 | COPPER PIPE CUTTER | | EVERBUILD SILICONE SEALANT | 120 |
| BIB TAPS | 28 | ARCTIC HAYES | 97 | EVERBUILD WONDER WIPES | 122 |
| BI-FOLD DOORS SEALS | 144 | KOPEX | 96 | EVERFLUX | 117 |
| BLACK IRON FITTINGS | 59 | MONUMENT | 93 | EVO-STIK PLUMBERS MAIT | 117 |
| BLACK SWAN SOLVENT CEMENT | 122 | COPPER/STEEL PIPE CUTTER (MONUMENT) | 93 | EXPANSION TANKS | 136 |
| BLOW-OFF CAPS | 76 | COPPER SADDLE CLIPS | 98 | EXPANSION VESSEL BRACKETS | 74 |
| BLUE MONSTER ABRASIVE STRIPS | 122 | COPPER TUBE | 44 | EXPANSION VESSEL FIXING KIT | 74 |
| BOSS WHITE JOINTING COMPOUND | 117 | CORE DRILL VENTS | 103 | EXPANSION VESSEL SERVICE VALVE | 74 |
| BOTTLE TRAP SPARES | 25 | CORRUGATED STAINLESS STEEL TUBE | 86-87 | EXPANSION VESSELS | 74 |
| BOTTLE TRAP WASHERS | 25 | CYLINDER FLANGES | 75 | EXPOSED BATH WASTES | 19 |
| BOTTLE TRAPS | 23 | CYLINDER JACKETS | 140 | EXTENSION PIECES (RADIATOR) | 63 |
| BOTTLE TRAPS (PLASTIC) | 150 | | | | |
| BRAIDED GLASS YARN | 84 | DEBURRERS | 95 | | |
| BRASS COMPRESSION FITTINGS | 38-41 | DELICHEM FLUSH & FILL VALVES | 130 | | |
| BRASS FITTINGS | 58 | DENSO TAPE | 121 | | |
| BRASS MECHANISMS (WASTES) | 25 | DERWENT TOWEL RAIL RADIATOR VALVES | 64 | | |
| BRASS PIPE CLIPS | 98 | DIE-CAST BRASS PIPE CLIPS | 98 | | |
| BRUSHED NICKEL BASIN WASTES | 15 | DIRECTIONAL AIR VENTS | 63 | | |
| BRUSHED NICKEL BOTTLE TRAP | 23 | DOMESTIC CHANNEL DRAINAGE | 177 | | |
| BUTTERFLY BALL VALVES | 33 | DOUBLE CHECK VALVES | 30 | | |
| BUTTERFLY PUMP VALVE | 29 | DOUBLE WORM SCREW | 107 | | |

| | | | | | |
|--------------------------------|---------|--------------------------------------|---------|--|---------|
| FEMALE BALL VALVES | 32-33 | GAS MARKING TAPE | 121 | JOHN GUEST PIPE & FITTINGS | 201-213 |
| FERNOX | 115-116 | GAS METER UNIONS | 82 | JOHN GUEST UNDERFLOOR HEATING | 210-213 |
| FG BOND TERMINAL FITTING | 90 | GAS SAFETY RECORD PAD | 84 | JUNCTION BOX | 126 |
| FG LINK FITTINGS | 90 | GAS TEST GAUGES | 95 | | |
| FILL VALVES | | GAS WARNING LABELS | 84 | | |
| DELICHEM | 130 | GASTITE JOINTING COMPOUND | 117 | KIBOSH FREEZE CLAMP | 97 |
| EMBRASS PEERLESS | 128 | GATE VALVES (BRASS) | 29 | KIBOSH PIPE REPAIR CLAMP | 97 |
| FLUIDMASTER | 129 | GOLD WASTES | | KOPEX PIPE SLICE | 96 |
| TORBECK | 130 | BASIN | 15 | | |
| FILLING LOOPS | 75 | BATH | 18 | | |
| FINGER FITTINGS | 63 | GRAVITY FLAPS (VENTILATION) | 102 | LA-CO FLUX | 117 |
| FIRE CEMENT | 118 | | | LAGGING | 140 |
| FIRE VALVES | 77 | HACKSAWS | 96 | LARGE BORE FLEXIBLE TAP CONNECTORS | 36 |
| FLANGED BACK NUTS (BRASS) | 58 | HACKSAWS (MONUMENT) | 93 | LEAD COUPLERS | 44 |
| FLANGED PLUGS | 58 | HAIR FELT LAGGING | 140 | LEAD COUPLERS TO MDPE | 44 |
| FLAT FACED ISOLATING VALVES | 30 | HALF ROUND GUTTERING (FLOPLAST) | 170 | LEADED SOLDER WIRE | 119 |
| FLEXIBLE DUCTING (VENTILATION) | 102 | HAND TOOLS | 93-97 | LEAK SEALER (HEATING SYSTEMS) | |
| FLEXIBLE OIL LINE | 77 | HAWK JOINTING COMPOUND | 115 | CALMAG | 112 |
| FLEXIBLE SHOWER OUTLET PIPE | 21 | HEAT PUMP VALVES & ACCESSORIES | 71 | EMBRASS PEERLESS | 110 |
| FLEXIBLE TAP CONNECTORS | 36 | HEAT RESISTANT CABLE (ELECTRICAL) | 126 | FERNOX | 115-116 |
| FLEXIGAS DS PIPE COILS | 87 | HEATING CHEMICALS | | SCALEMASTER | 116 |
| FLEXIGAS FITTINGS | 88-90 | CALMAG | 112 | LEAMINGTON CYLINDER FLANGE | 75 |
| FLEXIGAS PIPE COILS | 87 | EMBRASS PEERLESS | 110 | LEVER BALL VALVES | 32-33 |
| FLEXIGAS RANGE | 86-90 | FERNOX | 115-116 | LEVER BALL VALVES (HEAT PUMP) | 71 |
| FLOAT VALVE SPARES | 131 | SCALEMASTER | 116 | LEVER BALL VALVES (PRESSFIT) | 11 |
| FLOAT VALVES (BRASS) | 34 | HEATING EXPANSION VESSELS | 74 | LEVER PUMP VALVE | 29 |
| FLOAT VALVES (PLASTIC) | | HEATING PACKS (CALMAG) | 114 | LOCTITE 55 | 122 |
| DELICHEM | 130 | HEATING THERMOSTATS | 231 | LOUVRE TERMINALS | 102 |
| EMBRASS PEERLESS | 128 | HEAVY PATTERN COMPRESSION FITTINGS | 40-41 | LOW LEVEL TOILET KIT | 23 |
| FLUIDMASTER | 129 | HELDITE OIL SEALANT | 122 | LPG COOKER HOSES | 80-81 |
| TORBECK | 130 | HEMP | 122 | LUBRICANT GEL | 118 |
| FLOATS | 34 | HEP2O PIPE & FITTINGS | 190-197 | | |
| FLOFit+ | 178-180 | HEPVO WASTE VALVES | 198 | MAGNETIC FILTER (EDEN) | 68 |
| FLOOR VENT | 102 | HEXAGON BUSHES | | MAGNETIC SCALE INHIBITORS (CALMAG) | 113 |
| FLOPLAST | 157-181 | BLACK IRON | 59 | MAGNETIC SCALE INHIBITORS (EMBRASS PEERLESS) | 111 |
| FLOPLAST SOLVENT CEMENT | 118 | BRASS | 58 | MAGNETIC SHOWER DOOR SEALS | 144 |
| FLOWFLEX PIPE COWL | 76 | HEXAGON NIPPLES | | MANHOLE COVER KEY | 96 |
| FLUE JOINTING COMPOUND | 118 | BLACK IRON | 59 | MANOMETERS | 95 |
| FLUIDMASTER | 129 | BRASS | 58 | MANUAL RADIATOR VALVES | 62 |
| FLUIDMASTER CISTERNS | 132 | HIGH LEVEL TOILET KIT | 23 | MATT BLACK WASTES | |
| FLUSH & FILL VALVES (AIRGAP) | 129 | HINGED PIPE CLIPS | | BASIN | 15 |
| FLUSH & FILL VALVES | | EMBRASS PEERLESS | 99 | BATH FILLER | 22 |
| AIRGAP | 129 | TALON | 101 | BATH | 18 |
| DELICHEM | 130 | HINTON DRAIN DOWN HOSE | 96 | SHOWER | 21 |
| EMBRASS PEERLESS | 128 | HOBFLEX COOKER HOSE | 81 | MAZAK BACK NUTS | 24 |
| FLUIDMASTER | 129 | HOSE CLIPS | 99 | MDPE FITTINGS | |
| TORBECK | 130 | HOSE CONNECTORS (BRASS) | 58 | FLOPLAST | 181 |
| FLUSH GRATED WASTE | 21 | HOSE UNION BIB TAPS | 28 | JG SPEEDFIT | 209 |
| FLUX BRUSH | 96 | HOSPITAL BRACKETS | 98 | PHILMAC | 184-187 |
| FORCE CUPS | 108 | HYDRALECTRIC FLEXIBLE TAP CONNECTORS | 36 | MDPE OLIVES | 44 |
| FREESTANDING BATH WASTES | 19 | | | MDPE PIPE | 156 |
| FREEZE SPRAY | 119 | IMMERSION HEATER PLUG | 72 | MECHANICAL FLANGE | 72 |
| FREEZING JACKET (ARCTIC) | 119 | IMMERSION HEATER SPANNER | 96 | MECHANICAL WASTE FITTINGS | 155 |
| FUSES | 126 | IMMERSION HEATERS | 72-73 | METER BOX KEY | 83 |
| FUSION END FEED FITTINGS | 49-51 | INCOLOY IMMERSION HEATERS | 72-73 | METER CAP | 83 |
| | | INFLATOR PUMP | 108 | METER UNIONS | 82 |
| GALVANISED BANDING | 99 | INHIBITOR (HEATING SYSTEMS) | | MICROPOINT COOKER HOSES | 80-81 |
| GALVANISED METAL BOX | 126 | CALMAG | 112 | MICROPOINT SOCKETS | 81 |
| GARDEN TAP KIT | 28 | EMBRASS PEERLESS | 110 | MINI LEVER BALL VALVES | 82 |
| GAS APPROVED BALL VALVES | 32 | FERNOX | 115-116 | MINI MAGNETIC FILTER (EDEN) | 68 |
| GAS COCKS | 81 | SCALEMASTER | 116 | MINI-PRESS JAWS | 92 |
| GAS CONNECTOR BLANKING PLUG | 81 | INSTALLER KITS (FLEXIGAS) | 86 | MONOBLOC TAP TAILS | 36 |
| GAS 'FINGER' TEST POINT | 82 | INTERNAL BENDING SPRINGS | 96 | MONOBLOC TAP ADAPTORS | 36 |
| GAS FIRE BACK PLATE | 83 | ISO GAS VALVES | 81 | MONUMENT TOOLS | 93-95 |
| GAS FITTINGS | 80-84 | ISOLATING VALVES | 30 | MOTORISED VALVES | 66 |
| GAS HOSE CONNECTORS | 81 | ISOLATING VALVES (PRESSFIT) | 11 | MT COCKS | 29 |
| GAS LEAK DETECTOR | 84 | | | | |

| | | | | | |
|-------------------------------------|---------|--|---------|--------------------------------------|---------|
| MULTI-ANGLE PRESS JAWS | 92 | PLASTIC PIPE CLIPS | | RIMINI TOWEL RAIL RADIATOR VALVES | 64 |
| MULTILAYER PIPE & FITTINGS | 228 | ECOCLIP | 100 | RING SEAL SOIL 110MM | 159-161 |
| | | EMBRASS PEERLESS | 99 | RISER RAIL KITS | 142 |
| | | TALON | 101 | ROOM THERMOSTAT | |
| NAIL-ON PIPE CLIPS | | PLASTIC TANKS | 136-137 | NOVATHERM | 231 |
| ELECTRICAL | 126 | PLASTIC TRAP SPARES | 150 | POLYPIPE | 226 |
| EMBRASS PEERLESS | 99 | PLASTIC TRAPS | 150 | SPEEDFIT | 213 |
| HEP2O | 196 | PLASTIC TRAPS (PEERLESS) | 148-149 | ROUND DOWNPIPE & FITTINGS (FLOPLAST) | 171 |
| TALON | 101 | PLUG SPARES (WASTES) | 24 | RUBBER LINED CLIPS | 98 |
| NATURAL GAS COOKER HOSES | 80-81 | PLUGS | | RUNNING NIPPLES (BRASS) | 58 |
| NIPPLING ROD | 98 | BLACK IRON | 59 | RWC EXPANSION VESSELS | 74 |
| NON-RETURN VALVE (OIL) | 77 | BRASS | 58 | RWC THERMOSTATIC MIXING VALVE | 69 |
| NOVATHERM UNDERFLOOR HEATING | 227-232 | PLUMBERS MAIT | 117 | RWC VALVES | 208 |
| | | PLUMBERS METAL | 119 | | |
| | | PLUMBERS REPAIR BOXES | 135 | SCALE INHIBITORS | |
| | | PLUMBING OUT KIT | 31 | CALMAG | 113 |
| OIL FILTERS | 77 | PLUNGERS | | EMBRASS PEERLESS | 111 |
| OIL FITTINGS | 77 | BAILEY | 108 | SCALEMASTER | 116 |
| OIL LINE NIPPLE | 77 | MONUMENT | 94 | SCREWDRIVERS | 94 |
| OIL NON-RETURN VALVE | 77 | STANDARD | 96 | SEALED SYSTEM KIT | 75 |
| OLIVE PULLER | 95 | POLY STOPCOCKS | 28 | SERVICE VALVES | 30 |
| OLIVES (COMPRESSION) | | POLYPIPE | 215-226 | SHOCK ARRESTOR | 70 |
| BRASS | 44 | POLYPIPE UNDERFLOOR HEATING | 223-226 | SHOWER BRACKETS | 142 |
| COPPER | 44 | POLYPLUMB ENHANCED RANGE | 215-221 | SHOWER CURTAIN TRACK | 143 |
| OSMA HEPFLEX PAN CONNECTORS | 199 | POLYTANK | 136-137 | SHOWER CURTAINS | 143 |
| OSMA 'PROBLEM SOLVERS' | 199 | POP-UP BATH WASTES | 18 | SHOWER FIXING BRACKETS | 145 |
| OSMA WASTE | 198-199 | POP-UP PLUG (SPARE) | 24 | SHOWER HANDSETS | 142 |
| OUTLET HOSES (APPLIANCE) | 31 | POTABLE EXPANSION VESSELS | 74 | SHOWER HOSES | 143 |
| OVERFLOW WASTE SYSTEM (FLOPLAST) | 169 | POWERFLOW FLUX | 115 | SHOWER KITS | 142 |
| | | PRE-PACK STANDS | 246-250 | SHOWER SCREEN SEALS | 144 |
| P1 PRE-PACK PLUMBING | 235-250 | PRESS GUNS | 92 | SHOWER SEALS | 144 |
| PAN CONNECTORS | 133 | PRESSED BRASS PIPE CLIPS | 98 | SHOWER VALVES | 145 |
| PATTRESS BOXES | 126 | PRESSFIT FITTINGS | 6-11 | SHROUDS (WASTES) | 17 |
| PEERLESS PLASTIC TRAPS | 148-149 | PRESSFIT FITTINGS (GAS) | 9-10 | SIGHT GAUGE | 77 |
| PEERLESS WASTE SPARES | 25 | PRESSFIT FITTINGS (WATER) | 6-8 | SILICONE GREASE | 122 |
| PEERLESS WASTES | 13-25 | PRESSFIT VALVES | 11 | SILICONE GREASE (FLOPLAST) | 118 |
| PEGASUS PRESSFIT | 5-11 | PRESSURE GAUGES (EMMETI) | 69 | SILICONE SEALANT | 120-121 |
| PENDANT LIGHT SET | 126 | PRESSURE REDUCING VALVE | 70 | SINK CHAINS | 24 |
| PHILMAC PLASTIC COMPRESSION | 183-187 | PRESSURE RELIEFE SAFETY VALVE (EMMETI) | 69 | SINK KITS (PEERLESS) | 149 |
| PHILMAC TRANSITION UTC FITTINGS | 187 | PROTECTIVE FLOOR COVERINGS | 97 | SINK WASTES | 20 |
| PIPE & SINK CLEANER | 96 | PRS10 TAPE | 121 | SIPHON & FILL VALVE SPARES | 131 |
| PIPE BENDERS | 95 | PTFE GAS TAPE | 118 | SLICTITE LIQUID | 117 |
| PIPE CLIP SPACERS | | PTFE TAPE | 118 | SLUDGE REMOVER | |
| EMBRASS PEERLESS | 99 | P-TRAPS | 150 | CALMAG | 112 |
| TALON | 101 | P-TRAPS (PEERLESS) | 148-149 | EMBRASS PEERLESS | 110 |
| PIPE COLLARS | | PUMP ADAPTORS | 29 | SCALEMASTER | 116 |
| EMBRASS PEERLESS | 99 | PUMP UNIONS | 29 | SMOKE CARTRIDGES | 84 |
| TALON | 101 | PUMP VALVES | 29 | SMOKE MATCHES | 84 |
| PIPE COVER FLOOR PLATES | | PUSHFIT FLEXIBLE TAP CONNECTORS | 36 | SMOKE PELLETS | 84 |
| EMBRASS PEERLESS | 99 | PUSHFIT STEM ELBOWS | 63 | SNAP-ON PIPE CLIPS | |
| TALON | 101 | PUSHFIT WASTE FITTINGS | 154-155 | ECOCLIP | 100 |
| PIPE COWL | 76 | PUSHFIT WASTE FITTINGS (FLOPLAST) | 168 | EMBRASS PEERLESS | 99 |
| PIPE CUTTERS (PLASTIC PIPE) | | PVC INSULATION TAPE | 126 | TALON | 101 |
| MONUMENT | 93 | | | 'SNAPPIT' RADIATOR COVERS | 101 |
| POLYPLUMB | 221 | RADIATOR ACCESSORIES | 63 | SOCKETS & SWITCHES | 126 |
| SPEEDFIT | 207 | RADIATOR BRACKETS | 63 | SOCKETS | |
| WAVIN | 196 | RADIATOR DRAIN-OFF | 63 | BLACK IRON | 59 |
| PIPE CUTTERS (COPPER OR STEEL PIPE) | | RADIATOR EXTENSION PIECES | 63 | BRASS | 58 |
| ARCTIC HAYES | 97 | RADIATOR KEYS | 63 | SOIL - 110MM RING SEAL | 159-161 |
| FLEXIGAS | 90 | RADIATOR VALVES | 62 | SOIL - 110MM SOLVENT | 162-163 |
| KOPEX | 96 | REDUCING FINGER | 63 | SOLDER RING FITTINGS | 54-55 |
| MONUMENT | 93 | REDUCING NIPPLES (BRASS) | 58 | SOLDER WIRE | 119 |
| PIPE INSULATION & LAGGING | 140 | REMOTE FIRE VALVES | 77 | SOLDERING MATS | 95 |
| PLASTIC BACK NUTS | 24 | REMOTE STOPCOCK (SURESTOP) | 28 | SOLVENT CEMENT | |
| PLASTIC COATED COPPER TUBE | 44 | REMS PRESS GUNS | 92 | BOSS | 117 |
| PLASTIC FLOATS | 34 | REVIVER TAP KITS | 145 | FLOPLAST | 118 |
| | | RIGID EXTENSION PIECE (RADIATOR) | 63 | SOLVENT SOIL 110MM | 162-163 |

| | | | | | |
|--|---------|-------------------------------------|---------|------------------------------|---------|
| SOLVENT WELD FITTINGS | 151-153 | TESLATUN DRY TRAP TUNDISH | 70 | VANITY BASIN WASTES | 17 |
| SOLVENT WELD FITTINGS (FLOPLAST) | 166-167 | TEST POINT FITTINGS | 82 | VENDING MACHINE HOSE | 31 |
| SPANNERS | 94 | TEST POINT NIPPLE | 82 | VENTILATION PRODUCTS | 102-103 |
| SPEEDFIT BLUE MDPE FITTINGS | 209 | TEST POINT VALVES | 82 | vFLOW PRV BLOW-OFF CAP | 76 |
| SPEEDFIT LOWFIT UNDERFLOOR HEATING | 212 | THERMAL CONTROL PLATE (TOWEL RAILS) | 66 | VITCAS FIRE CEMENT | 118 |
| SPEEDFIT PIPE & FITTINGS | 201-213 | THERMOCOUPLES | 76 | VITCAS SILICONE SEALANT | 121 |
| SPEEDFIT PLUMBING | 202-209 | THERMOSTATIC MIXING VALVE (RWC) | 69 | | |
| SPEEDFIT UNDERFLOOR HEATING | 210-213 | THERMOSTATIC RADIATOR VALVES | | | |
| SPRING CHECK VALVES | 30 | EDEN | 62 | WARIX FLANGE | 75 |
| SPRING SAFETY VALVE | 30 | TOWEL RAIL | 64 | WASHERS | 138 |
| STAINLESS STEEL PIPE CUTTER (FLEXIGAS) | 90 | THERMOSTATIC TOWEL RAIL VALVES | 64 | WASHING MACHINE ACCESSORIES | 31 |
| STAINLESS STEEL SHOWER HOSES | 143 | THERMOSTATS (IMMERSION HEATERS) | 72 | WASHING MACHINE HOSES | 31 |
| STANDPIPE TRAP (PEERLESS) | 149 | TIGERLOOP | 77 | WASHING MACHINE VALVES | 31 |
| STEEL PIPE CUTTER (FLEXIGAS) | 93 | TINMANS SOLDER | 119 | WASTE SPARES | 24 |
| STEEL WOOL | | TITANIUM IMMERSION HEATERS | 72-73 | WASTE WASHERS | 25 |
| ARCTIC HAYES | 97 | TOILET & CISTERN ACCESSORIES | 134 | WASTES (PEERLESS) | 13-25 |
| METALLIC WOOL | 119 | TOILET FITTINGS | 23 | WATER FILTER KITS | 114 |
| STOPCOCKS | | TOILET FIXING KIT | 134 | WATER HAMMER ARRESTER | 70 |
| BRASS MDPE | 28 | TOILET PIPES | 135 | WATER HARDNESS TEST KIT | 114 |
| BRASS | 28 | TOILET SEATS | 134 | WATER HAWK JOINTING COMPOUND | 115 |
| DZR | 28 | TOOLS | 93-97 | WATER METER UNIONS | 135 |
| FLOPLAST | 181 | TOPSLEEVE PIPE INSULATION | 140 | WATER METERS | 135 |
| PHILMAC | 187 | TORBECK FLOAT VALVE SPARES | 131 | WATER SOFTENERS | 113-114 |
| POLYPLUMB | 221 | TORBECK FLUSH & FILL VALVES | 130 | WAVIN | 189-199 |
| SPEEDFIT | 205 | TORBECK INLET VALVES | 130 | WC PAN CONNECTORS | 133 |
| SPEEDFIT MDPE | 209 | TOWEL RAIL ELEMENTS | 66 | WIRING CENTRE | 67 |
| WAVIN | 193 | TOWEL RAIL RADIATOR VALVES | 64 | WISEMANS EVERFLUX | 117 |
| STOPPERS (WASTES) | 24 | TOWEL RAIL VALVES | 64 | WONDER WIPES | 122 |
| STRAIGHT TUNDISH | 70 | TOWEL RAILS | 65 | WORM DRIVE CLIPS | 99 |
| S-TRAPS (PEERLESS) | 148 | TRENT RADIATOR VALVES | 62 | WRENCHES | |
| SURESTOP STOPCOCKS | 28 | TRUNKING & PIPE COVERS (TALON) | 101 | MONUMENT | 94 |
| SURFACE MOUNTED VENTS | 102 | T-SMART THERMOSTAT | 73 | STANDARD | 96 |
| SWING CHECK VALVES | 30 | TWIN & EARTH CABLE | 126 | | |
| SWIVEL P-TRAPS | 148-149 | TYDE SIPHONS | 130 | Y-PIECE HOSE JOINER | 31 |
| SYNCHRON MOTOR | 76 | | | Y-TYPE STRAINERS | 7 |
| SYSTEM CLEANER | | U-CUT PIPE CUTTER | 97 | Y-TYPE STRAINERS (HEAT PUMP) | 71 |
| CALMAG | 112 | UFH FLOOR PANEL | | | |
| EMBRASS PEERLESS | 110 | NOVATHERM | 232 | | |
| FERNOX | 115-116 | POLYPIPE | 225 | | |
| SCALEMASTER | 116 | SPEEDFIT | 211 | | |
| | | SPEEDFIT LOWFIT | 212 | | |
| TALON PIPE CLIPS & COVERS | 101 | UFH MANIFOLD | | | |
| TANK LAGGING SET | 140 | NOVATHERM | 228 | | |
| TAP ADAPTORS (MONOBLOC) | 36 | POLYPIPE | 224 | | |
| TAP FITTINGS | 145 | SPEEDFIT | 210 | | |
| TAP RESEATER | 93 | SPEEDFIT LOWFIT | 212 | | |
| TAP TAIL EXTENSIONS | 145 | UFH PIPE | | | |
| TAPE MEASURE | 95 | NOVATHERM | 228 | | |
| T-BAR KIT | 74 | POLYPIPE | 224 | | |
| T-DOC DRAIN-OFF | 29 | SPEEDFIT | 211 | | |
| TEDDINGTON FIRE VALVES | 77 | SPEEDFIT LOWFIT | 212 | | |
| TEES | | U-FLOW MEASURE CUP | 97 | | |
| BLACK IRON | 59 | ULTIMO CYLINDER FLANGE | 75 | | |
| BRASS | 58 | ULTRA GRIME PRO CLOTHWIPES | 122 | | |
| TELUX FLUX (TEMPLERS) | 117 | UNDERFLOOR HEATING | | | |
| TEMPLERS FLUX | 117 | NOVATHERM | 227-232 | | |
| TERMINAL GUARDS | 76 | POLYPIPE | 223-226 | | |
| TESLA COOKER HOSES | 80-81 | SPEEDFIT | 210-213 | | |
| TESLA EA5YPLUG CONNECTOR | 67 | UNDERFLOOR HEATING BOARDS/PANELS | | | |
| TESLA HOB FLEX | 81 | NOVATHERM | 232 | | |
| TESLA IMMERSION HEATERS | 72-73 | POLYPIPE | 225 | | |
| TESLA SAFFIRE FIRE VALVES | 77 | SPEEDFIT | 212 | | |
| TESLA SHOCK ARRESTER | 70 | UNDERGROUND DRAINAGE (F/PLAST) | 172-176 | | |
| TESLA T-BAR KIT | 74 | U/GROUND INSPECTION CHAMBERS | 175-176 | | |
| TESLA T-DOC DRAIN-OFF | 29 | UNLEADED SOLDER WIRE | 119 | | |
| TESLA TOWEL RAIL ELEMENTS | 66 | URINAL WASTES | 22 | | |
| TESLA T-SMART THERMOSTAT | 73 | | | | |
| | | | | ZONE VALVES | 66 |

1. Application of Conditions.

1.1 Unless other terms are specifically accepted by CQJ Limited ("Company") in writing all and any Business undertaken by the Company is transacted subject to the following conditions. No addition to or variation of or exclusion of these conditions or any of them (whether contained in any official order form from any Customer or otherwise) shall be binding unless such addition, variation or exclusion has been expressly and specifically accepted in writing by the Company.

1.2 Orders accepted by the Company may not be cancelled under any circumstances without the prior written agreement of the Company. Cancellation of goods to a Customer's own specification will not be accepted.

2. Delivery.

2.1 Delivery times and dates are given in good faith and all reasonable endeavors will be made to comply with them but such dates and times are estimates only, do not form a term or condition of any contract and no guarantee is given in respect of them so that the Company is not liable for direct or indirect losses arising from any delay in delivery. Notwithstanding for foregoing and subject to clauses 10 and 13 below the Company will Endeavour to deliver products no later than the working day following the day on which an order is received from a Customer by the Company in accordance with the Company's "guaranteed next day delivery" service. In the event that the Company is not able to deliver on the next working day following the day on which an order is received from a Customer then the Customer shall have no right to rescind or otherwise cancel its order and the Company's liability in respect of such delay shall in no circumstances exceed the value of the products to be delivered to the Customer pursuant to the relevant order.

2.2 Delivery will be at such location as is agreed or if none is agreed at such location as the Company specifies. The Company reserves the right where appropriate to make delivery of goods ordered by installments.

2.3 If for whatever reason the Customer fails to take delivery of any goods governed by those terms and conditions ("Goods") when the same are ready for delivery the Company may at its option place in store or resell the Goods in question and in that event the cost of storage whether at the premises of the Company or of any third party will be borne by the Customer at rates current from time to time and will together with any additional insurance or double handling charges be added to and from part of the price for the Goods in question.

3. Prices.

Prices shown on quotations or acknowledgements of orders are subject to alteration or withdrawal without notice. Owing to fluctuations in currency rates and costs of materials, the Company reserves the right to charge the prices ruling at the date of dispatch. All prices quoted are exclusive of value added tax which will be charged at the rate applicable on the date of invoice.

4. Warranty.

4.1 Should any product sold by the Company prove defective by virtue of faulty materials or manufacture, the Company will replace the same free of charge provided it is notified in writing within 2 months of delivery unless otherwise stated on a document accompanying any particular Goods. This warranty applies only to faulty constituent part in any Goods and not to incidental damage or consequential loss nor to labour nor to delivery of damaged goods to the Company for repair or replacement. This warranty is without prejudice to any rights implied by statute or common law.

4.2 This warranty will not apply to any Goods which in the Company's reasonable opinion have been altered in any way, subjected to misuse or unauthorized repair, been improperly installed or connected or in respect of which any person (other than the Company) has failed to observe or perform any maintenance requirements or procedures. In addition, the warranty will not apply unless the Customer notifies the Company immediately of the defect or the suspected defect in any Goods comes to its knowledge or attention. The Company will not honour this warranty for as long as there persists any breach by the Customer of any contract made with the Company.

5. Claims for Damage, Shortage or Loss.

5.1 No claim for damage or loss of Goods in transit or shortages in delivery can be accepted and all such claims will have deemed to have been waived by the Customer unless separate notices in writing are given both to the Company within 7 days of receipt of the Goods in question and to the carrier concerned within that period or within any shorter time limit specified in such carrier's applicable terms and conditions of business.

5.2 Any errors or omissions in goods delivered will subject to notifications in accordance with clause 5.1 be corrected or rectified by the Company as soon as reasonably practicable in such manner as it shall consider appropriate (whether by replacement, delivery of additions or alternative Goods, repair or otherwise).

6. Return of Goods.

Once dispatched, Goods may not be returned to the Company without its written consent and such consent will only be given against a charge of not less than 15% of the value of the Goods in question such charge to be not less than the amount of the Company's expenses in relation to such return. Notification of returns must be given within 7 days of receipt of the Goods.

7. Technical Advice.

Although not qualified so to do the Company may at the request of the Customer (without being under any obligation to do so) furnish technical advice or assistance with reference to the use, repair or installation of any Goods sold by it but the same is furnished or given on the express understanding that is accepted as an expression of opinion in respect of which the Company and its staff have no specific relevant expertise or qualification and is therefore used or heeded at the Customer's risk and the Company shall not be liable for any loss or damage or any claims of whatsoever nature arising directly or indirectly out of the Customer's use or application of such advice or assistance.

8. Settlement Terms.

8.1 If required by the Company full payment will be made before delivery of any Goods and in any event all invoices will become due for settlement and be paid no later than 30 days after the end of the month in which the invoice date falls. Once any amount becomes overdue the Company reserves the right to deem the whole balance on the account as due and collectable. All amounts shall be due and payable in pounds sterling. Where delivery of Goods takes place elsewhere than ex the Company's works delivery charges will apply in such amount as the company shall specify on the UK having a total of less than £700 and on orders deliverable outside the UK are F.O.B. orders for delivery within

8.2 Payment will be made in such manner or form (by BACS, CHAPS or Faster Payments only) as the Company shall specify in any case. Bank details: Barclays Bank plc. Sort Code: 20-37-63. Account No: 70870412

8.3 The Company reserves the right to charge interest on all overdue accounts at the rate of 2% for each month or part month during which such account remains outstanding interest being compounded with monthly rests. In addition, the Company reserves the right to recover all costs of collection arising in respect of overdue accounts.

9. Title and Risk.

9.1 Until all money due from the Customer to the Company under any contract or agreement or otherwise has been paid in full, legal and equitable title in the goods shall remain with the Company and the Customer shall be in possession of the Goods as Bailee.

9.2 Notwithstanding 9.1 the Customer is authorised to sell the Goods in the ordinary course of business as agent or on the account of the Company and to pass good title in the Goods to its customers and convert or incorporate the Goods into other goods or materials.

9.3 The Customer will store the Goods separately and ensure that they are clearly marked as belonging to the Company.

9.4 The Company may inspect and or recover the Goods at any time and for this purpose may enter into any premises where the Goods are stored.

9.5 The authority to sell convert and incorporate given by clause 9.2 may be revoked at any time by the Company and will automatically determine if there is made a receiving or bankruptcy order against the Customer or (where the Customer is a limited company) it enters into liquidation or has a receiver appointed over any of its assets.

9.6 To the extent necessary to pay all money due to the Company whether under any contract agreement or arrangement of sale of the Goods shall be received and held by the Customer on trust for the Company and at the Company's request will be paid into a separate bank account.

9.7 Risk in any Goods and the responsibility for their insurance shall pass to the Customer on the earlier of delivery or their release to a carrier.

10. Liability.

10.1 Save as provided in clause 4 of this Agreement the Company will have no liability for any damage or loss arising out of the sale to the Customer of the Goods or their use or installation by or for any person or otherwise under this Agreement save that this limitation shall not apply to any death or personal injury caused to any person and arising out of the negligence of the Company or its servants or employees nor to any condition or term implied by statute or common law.

10.2 No liability is accepted for the contents of any advertisement, literature or promotional material of the Company or of any other person relating to or describing all or any of the Goods. All such advertisements, literature and promotional material are for general information purposes only, are approximate and subject to change and to differ from any goods sold by the Company from time to time.

10.3 Apart from the guarantee given under clause 4 above the Goods are not guaranteed or warranted howsoever and no representation or warranty expressed or implied is given as to the suitability or fitness of the Goods or any of them for any particular purpose so that in agreeing to purchase them the Customer will be taken to have satisfied itself/himself/herself as to their suitability for any purpose for which they are intended to be used.

11. Export.

Where the goods are to be exported: -

11.1 The Uniform Laws on International Sales Act 1967 shall not apply to this Agreement; and

11.2 The Goods will be sold F.O.B. or C.I.F. at the option of the Company which will be under no obligation to give the Customer notice as specified in section 32(3) of the Sale of Goods Act 1979.

12. Termination.

12.1 This Agreement will terminate immediately upon service of written notice of termination by the Company on the Customer if the Customer has either: -

12.1.1 Committed an act of bankruptcy or has made an arrangement or composition with his creditors or otherwise taken the benefit of any Act for the time being in force for the relief of insolvent debtors or has suffered or allowed any execution whether legal or equitable to be levied on his property or obtain against him or (being a body corporate) has had convened a meeting of creditors (whether formal or informal) or has entered into liquidation (whether voluntary or compulsory) except a solvent voluntary liquidation for the purpose only of reconstruction or amalgamation or has had a receiver, manager or administrator appointed over its assets undertaking or any part thereof or a resolution has been passed or petition presented to any Court for the winding-up of the customer or any proceedings have been commenced relating to the insolvency or possible insolvency of the Customer; or

12.1.2 Failed to observe or perform any of its obligations or duties under any contract agreement or arrangement with the Company.

12.2 The termination of any contract agreement or arrangement between the Company and the Customer in any way whatsoever will be without prejudice to the rights, obligations and liabilities of either party accrued prior to termination.

13. Force Majeure.

The Company will have no liability to the Customer in respect of any loss or damage sustained arising out of any delay or non-delivery of any Goods, breach or delay in performance of the Company's obligations to the customer to the extent that the same is due to circumstances beyond reasonable control of the Company including (but without limitation) strikes, lock-outs, industrial disputes, fire, act of God, riots, war or any failure delay or breach or non-performance by any third party.

14. Applicable Law.

The contract will be governed by and in accordance with the laws of England and the parties submit to the non-exclusive jurisdiction of the English Courts.

EMBRASS PEERLESS



UNITS 2 - 5
MONKSPATH BUSINESS PARK
SHIRLEY, SOLIHULL,
WEST MIDLANDS,
B90 4NY

TEL: 0121 744 3900
EMAIL: SALES@EMBRASSPEERLESS.CO.UK
FAX: 0121 744 3901

WWW.EMBRASSPEERLESS.CO.UK



SCAN FOR
PRODUCT GUIDE
SEPTEMBER 2024